

FRANKLY STUDIO TOOL






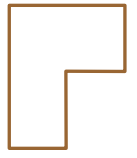

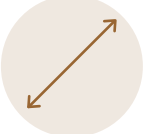

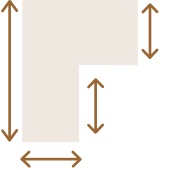












DESIGN A RUG IN 7 STEPS

With Frankly Studio we take custom to a new level.

Whether you have the exact design in mind or just a vague idea, Frankly Studio is here to bring it to life. Simply send us an e-mail, or feel free to use these questions so we can best provide you with an artwork.

Send your rug request to hello@frankly.amsterdam and attach any images, sketches or a floor plan you might already have.

After receiving your request we will provide you with a quote and an artwork. Like the design? Let us know and we can order your sample.

1. USAGE	 RESIDENTIAL	 COMMERCIAL			
2. SHAPE	 RECTANGULAR	 CIRCULAR	 ORGANIC	 FREEFORM	
3. SIZE	 LENGTH x WIDTH	 DIAMETER	 LENGTH x WIDTH	 ALL DIMENSIONS	
4. LOOK	 SHINY (BAMBOO, EUCALYPTUS, BIODEGRADABLE PET)	 MATT (WOOL, MOHAIR, COTTON)	 MIX		
5. PILE HEIGHT	 LOW (8-12 mm)	 NORMAL (14-18 mm)	 HIGH (35-45mm)	 MIX (any heights)	
6. STYLE	 PLAIN	 MIX	 GRADIENT	 MULTI	 PATTERN (SEND A SKETCH OR INSPIRATION IMAGE)
7. COLOR	YOUR PREFERED COLOR(S) OR COLOR SWATCH(ES)				

RUG EXAMPLE

Below you see an example of a 200x300cm rug using different materials, colors and pile heights.

