



ADUROSMART ERIA

USER MANUAL SMART LED LIGHTS SOFT WHITE BULB



The Warm White ERIA A60 bulb (2700K) can be remotely controlled by a wireless switch without the need of a hub. It can also be controlled by your smartphone/tablet as well as voice controlled through Amazon Alexa and Google Assistant. Simply use with a ZigBee compatible hub such as the AduroSmart ERIA, SmartThings or Philips Hue.



www.adurosmart.com/manuals/softwhitebulb

1. Unpack your bulb and screw it into your light fitting and turn on the light.



Connect with the ERIA hub

2A. Download the Adurosmart App from the Apple App Store or from Google Play or go to <http://adurosmart.com/adurosmart-app/>

Android




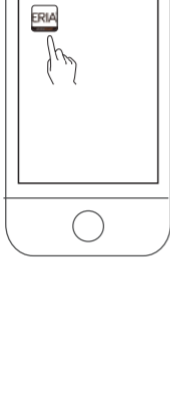
IOS



2B. If you have a **third party ZigBee compatible hub** then **proceed to step 9**.


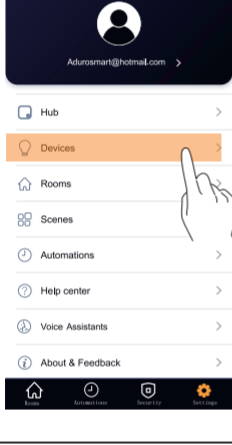
3. Open the Adurosmart Eria APP.

4. On the bottom right corner press on "Settings".



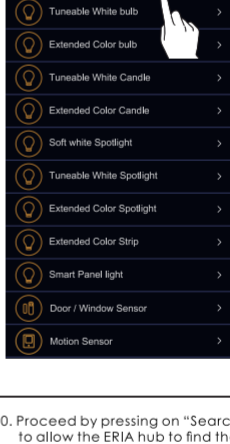
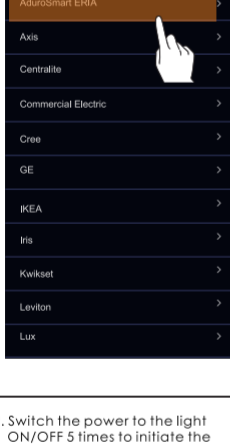
5. Select "Devices".

6. On the top right corner press on the "+" symbol then press on "Add device".



7. Press on "Brands" and then select "AduroSmart ERIA".

8. Press on "Soft white bulb"



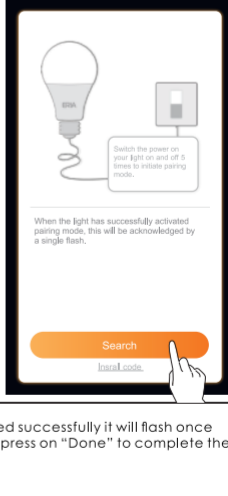
9. Switch the power to the light ON/OFF 5 times to initiate the pairing mode, the bulb will flash once indicating that it has entered pairing mode. The pairing mode will last **60 seconds**.

10. Proceed by pressing on "Search" to allow the ERIA hub to "find" the bulb, the LED indicator on the hub will **flash green** this indicates that the hub is searching for devices.

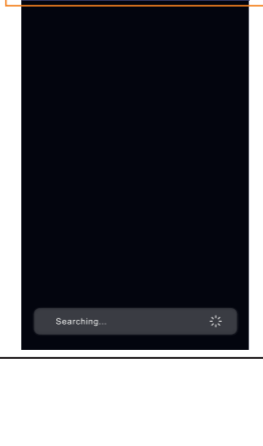


5x ON and OFF

9B. If you have a **third party hub**, then this is the moment to **initiate the search from your Smart Home hub app**.



11. When the bulb has been found and paired successfully it will flash once and it will show up in your search results, press on "Done" to complete the process.



NEED HELP? CALL US

For troubleshoots, instruction video's or more information please visit us at www.adurosmart.com/faq

Chat with one of our support agents at www.adurosmart.com

The Netherlands: +31 523687532
Support@Adurosmart.eu