


Mono

350W MBB Half-Cell Module JAM60S10 330-350/MR Series

Introduction

Assembled with multi-busbar PERC cells, the half-cell configuration of the modules offers the advantages of higher power output, better temperature-dependent performance, reduced shading effect on the energy generation, lower risk of hot spot, as well as enhanced tolerance for mechanical loading.



Higher output power



Lower LCOE



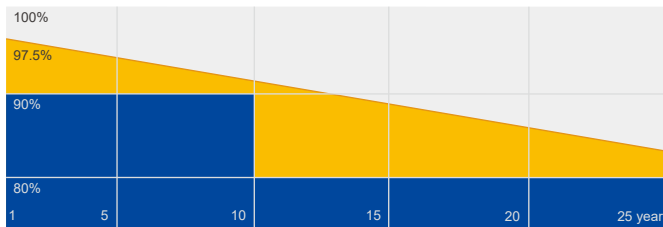
Less shading and lower resistive loss



Better mechanical loading tolerance

Superior Warranty

- 12-year product warranty
- 25-year linear power output warranty



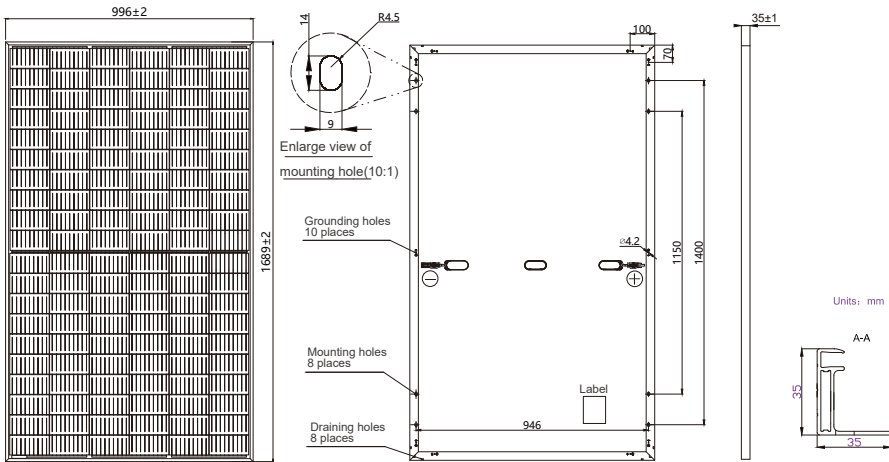
■ JA Linear Power Warranty ■ Industry Warranty

Comprehensive Certificates

- IEC 61215, IEC 61730
- ISO 9001: 2015 Quality management systems
- ISO 14001: 2015 Environmental management systems
- OHSAS 18001: 2007 Occupational health and safety management systems
- IEC TS 62941: 2016 Terrestrial photovoltaic (PV) modules – Guidelines for increased confidence in PV module design qualification and type approval



MECHANICAL DIAGRAMS



Remark: customized frame color and cable length available upon request

SPECIFICATIONS

Cell	Mono
Weight	18.7kg±3%
Dimensions	1689±2mm×996±2mm×35±1mm
Cable Cross Section Size	4mm ²
No. of cells	120(6×20)
Junction Box	IP68, 3 diodes
Connector	QC 4.10(1000V) QC 4.10-35(1500V)
Cable Length (Including Connector)	Portrait:300mm(+)/400mm(-); Landscape:1000mm(+)/1000mm(-)
Packaging Configuration	30 Per Pallet

ELECTRICAL PARAMETERS AT STC

TYPE	JAM60S10 -330/MR	JAM60S10 -335/MR	JAM60S10 -340/MR	JAM60S10 -345/MR	JAM60S10 -350/MR
Rated Maximum Power(Pmax) [W]	330	335	340	345	350
Open Circuit Voltage(Voc) [V]	41.08	41.32	41.55	41.76	42.02
Maximum Power Voltage(Vmp) [V]	34.24	34.48	34.73	34.99	35.25
Short Circuit Current(Isc) [A]	10.30	10.38	10.46	10.54	10.62
Maximum Power Current(Imp) [A]	9.64	9.72	9.79	9.86	9.93
Module Efficiency [%]	19.6	19.9	20.2	20.5	20.8
Power Tolerance	0~+5W				
Temperature Coefficient of Isc(α _{Isc})	+0.044%/°C				
Temperature Coefficient of Voc(β _{Voc})	-0.272%/°C				
Temperature Coefficient of Pmax(γ _{Pmp})	-0.350%/°C				
STC	Irradiance 1000W/m ² , cell temperature 25°C, AM1.5G				

Remark: Electrical data in this catalog do not refer to a single module and they are not part of the offer.They only serve for comparison among different module types.

ELECTRICAL PARAMETERS AT NOCT

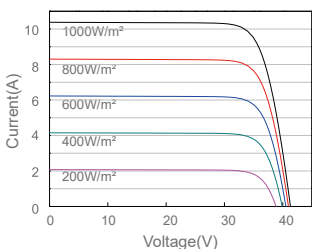
TYPE	JAM60S10 -330/MR	JAM60S10 -335/MR	JAM60S10 -340/MR	JAM60S10 -345/MR	JAM60S10 -350/MR
Rated Max Power(Pmax) [W]	249	253	257	261	265
Open Circuit Voltage(Voc) [V]	38.46	38.68	38.90	39.09	39.31
Max Power Voltage(Vmp) [V]	32.02	32.21	32.40	32.61	32.84
Short Circuit Current(Isc) [A]	8.21	8.28	8.35	8.42	8.49
Max Power Current(Imp) [A]	7.78	7.85	7.93	8.00	8.07
NOCT	Irradiance 800W/m ² , ambient temperature 20°C, wind speed 1m/s, AM1.5G				

OPERATING CONDITIONS

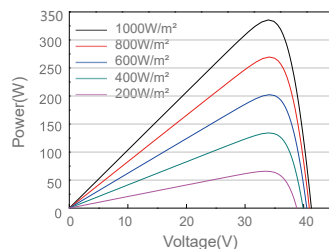
Maximum System Voltage	1000V/1500V DC(IEC)
Operating Temperature	-40°C~+85°C
Maximum Series Fuse	20A
Maximum Static Load,Front	5400Pa
Maximum Static Load,Back	2400Pa
NOCT	45±2°C
Application Class	Class A

CHARACTERISTICS

Current-Voltage Curve JAM60S10-335/MR



Power-Voltage Curve JAM60S10-335/MR



Current-Voltage Curve JAM60S10-335/MR

