Harvest the Sunshine

Mono

395W MBB Half-Cell Module

JAM60S20 370-395/MR Series

Introduction

Assembled with multi-busbar PERC cells, the half-cell configuration of the modules offers the advantages of higher power output, better temperature-dependent performance, reduced shading effect on the energy generation, lower risk of hot spot, as well as enhanced tolerance for mechanical loading.

- Higher output power
- Lower LCOE
- Less shading and lower resistive loss
- Better mechanical loading tolerance

Superior Warranty

- 12-year product warranty
- 25-year linear power output warranty

0.55% Annual Degradation Over 25 years

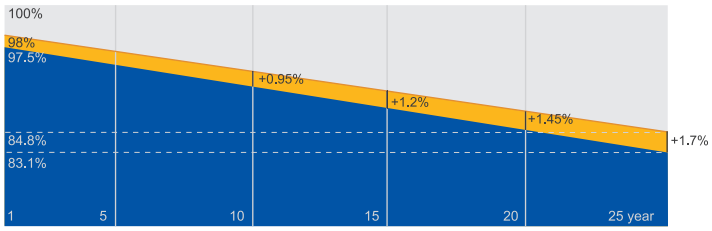

New linear power warranty Standard module linear power warranty

Comprehensive Certificates

- IEC 61215, IEC 61730,UL 61215, UL 61730
- ISO 9001: 2015 Quality management systems
- ISO 14001: 2015 Environmental management systems
- ISO 45001: 2018 Occupational health and safety management systems
- IEC 62941: 2019 Terrestrial photovoltaic (PV) modules - Quality system for PV module manufacturing

JA SOLAR

www.jasolar.com

Specifications subject to technical changes and tests.
JA Solar reserves the right of final interpretation.

MECHANICAL DIAGRAMS

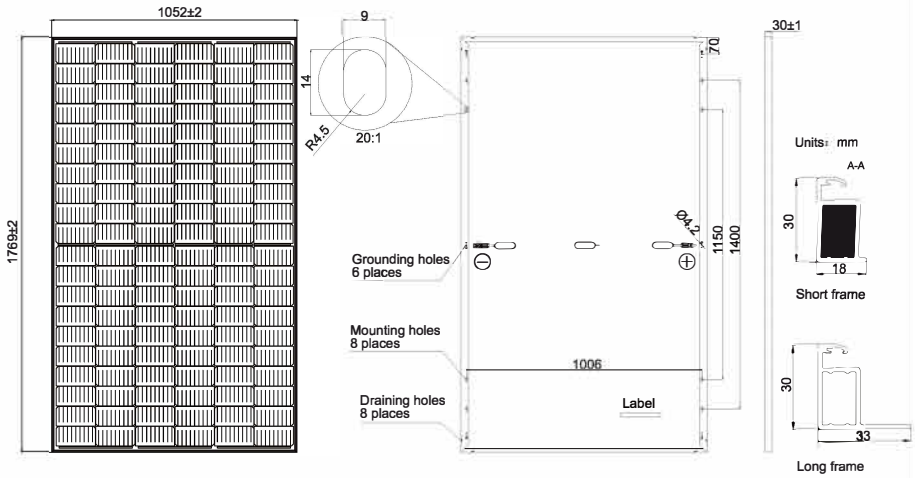

Remark: customized frame color and cable length available upon request

SPECIFICATIONS

Cell	Mono
Weight	20.2kg
Dimensions	1769±2mm×1052±2mm×30±1mm
Cable Cross Section Size	4mm² (IEC) ,12 AWG(UL)
No. of cells	120(6×20)
Junction Box	IP68, 3 diodes
Connector	MC4-EVO2/ QC 4.10-35
Cable Length (Including Connector)	Portrait:200mm(+)/300mm(-); Landscape: 1200mm(+)/1200mm(-)
Packaging Configuration	36pcs/Pallet 936pcs/40HQ Container

ELECTRICAL PARAMETERS AT STC

TYPE	JAM60S20 -370/MR	JAM60S20 -375/MR	JAM60S20 -380/MR	JAM60S20 -385/MR	JAM60S20 -390/MR	JAM60S20 -395/MR
Rated Maximum Power(Pmax) [W]	370	375	380	385	390	395
Open Circuit Voltage(Voc) [V]	41.30	41.45	41.62	41.78	41.94	42.07
Maximum Power Voltage(Vmp) [V]	34.23	34.50	34.77	35.04	35.33	35.62
Short Circuit Current(Isc) [A]	11.35	11.41	11.47	11.53	11.58	11.63
Maximum Power Current(Imp) [A]	10.81	10.87	10.93	10.99	11.04	11.09
Module Efficiency [%]	19.9	20.2	20.4	20.7	21.0	21.2
Power Tolerance	0~+5W					
Temperature Coefficient of Isc(α_Isc)	+0.044%/°C					
Temperature Coefficient of Voc(β_Voc)	-0.272%/°C					
Temperature Coefficient of Pmax(γ_Pmp)	-0.350%/°C					
STC	Irradiance 1000W/m², cell temperature 25°C, AM1.5G					

Remark: Electrical data in this catalog do not refer to a single module and they are not part of the offer.They only serve for comparison among different module types.

ELECTRICAL PARAMETERS AT NOCT

TYPE	JAM60S20 -370/MR	JAM60S20 -375/MR	JAM60S20 -380/MR	JAM60S20 -385/MR	JAM60S20 -390/MR	JAM60S20 -395/MR
Rated Max Power(Pmax) [W]	280	284	287	291	295	299
Open Circuit Voltage(Voc) [V]	38.65	38.89	39.14	39.38	39.63	39.78
Max Power Voltage(Vmp) [V]	32.30	32.55	32.72	32.96	33.20	33.44
Short Circuit Current(Isc) [A]	9.20	9.25	9.30	9.35	9.40	9.45
Max Power Current(Imp) [A]	8.66	8.71	8.78	8.83	8.88	8.93
NOCT	Irradiance 800W/m², ambient temperature 20°C, wind speed 1m/s, AM1.5G					

OPERATING CONDITIONS

Maximum System Voltage	1000V/1500V DC
Operating Temperature	-40°C~+85°C
Maximum Series Fuse Rating	20A
Maximum Static Load,Front	5400Pa (112 lb/ft²)
Maximum Static Load,Back	2400Pa (50 lb/ft²)
NOCT	45±2°C
Safety Class	Class Ⅱ
Fire Performance	UL Type 1

CHARACTERISTICS

Current-Voltage Curve JAM60S20-380/MR

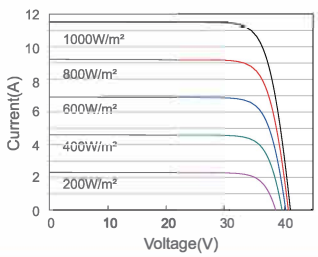

Power-Voltage Curve JAM60S20-380/MR

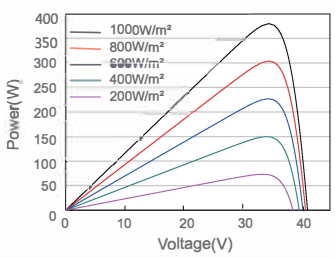
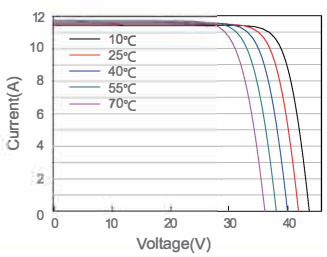
Current-Voltage Curve JAM60S20-380/MR