

TAGU

the missing piece

The electric fireplace collection



The story

TAGU is not a corporation. It is a group of friends who are truly passionate about their work and what they do. TAGU is a manufacturer specialized in electric fireplaces and was founded by Bogdan Bot and Marian Popescu in the cold winter of 2014.

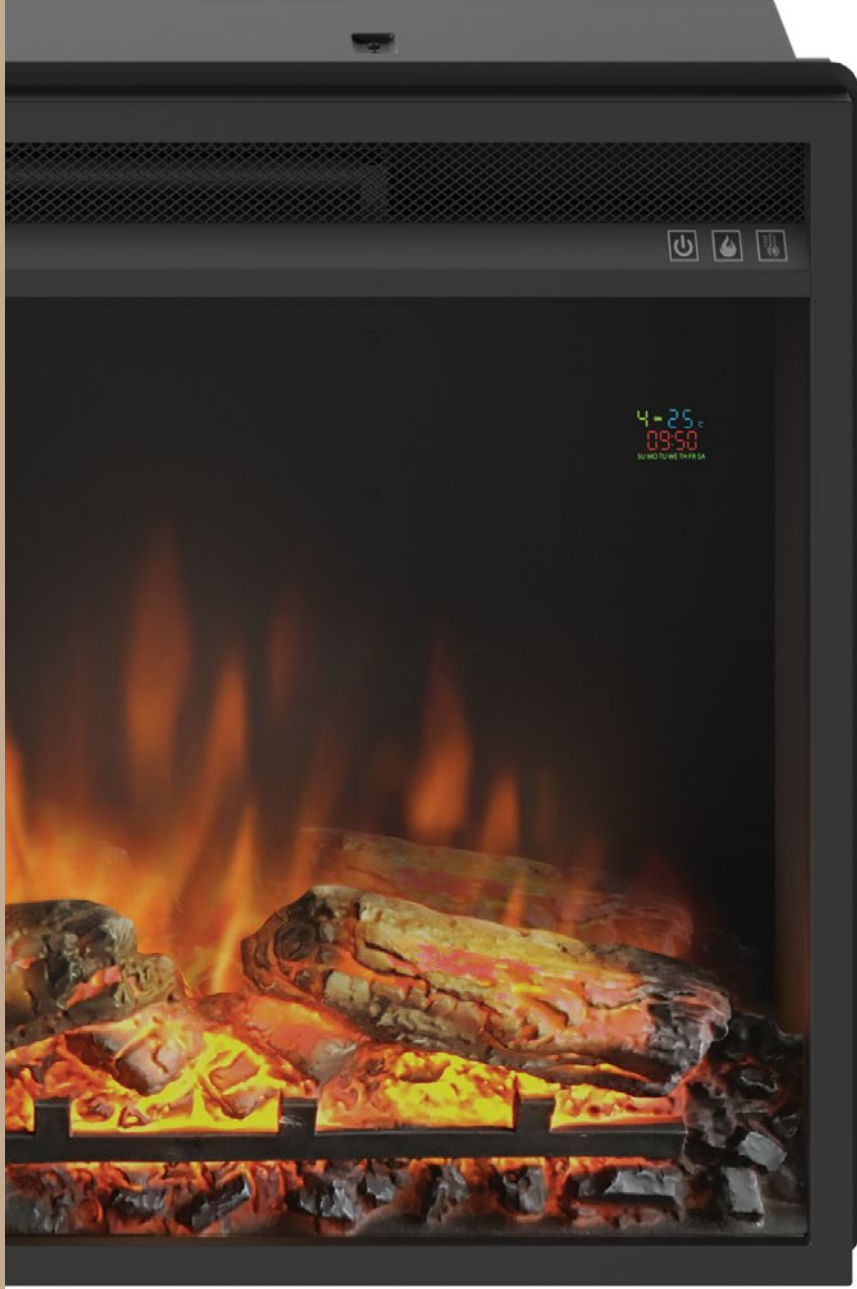
All the magic takes place inside our headquarters, located in Oradea and Cluj-Napoca, Romania. From here, we run all operations: design, manufacturing, logistics and finally distribution.

Each TAGU product is both our pride and our responsibility. We strive for perfection and are obsessed with every detail to ensure that everything is efficient, relevant, user-friendly and will stand the test of time.

Over the years, we have been listening to our customers and used their feedback to improve our products. As a result, our mantels are finished using premium wood veneer, can be easily assembled in less than 30 minutes and are packed according to ISTA 3A standards.

POWERFLAME

TECHNOLOGY





POWERFLAME FIREBOX

23PF1A

The ember bed and logs are specifically designed to maximize the flame effect, which is now brighter than ever. Our flame effect runs on 10W, which is less than the energy consumption of a light bulb.



PLUG&PLAY BUILT-IN ELECTRIC FIRE

The missing piece to your fireplace project.



Easy to install

In furniture or wood fireplace mantels. No extra hardware required.



Slim design

Having a depth of only 15 cm, the TAGU PowerFlame firebox can be easily framed into masonry fireplaces or walls using the optional FISK-23 Installation Kit.

7-DAY TIMER SAVES ENERGY

Eco-friendly and budget-friendly.



The right temperature at the right time

Set the heating schedule for each day of the week and enjoy a warm room whenever you'd like.



Precise temperature control

Stay comfortable while saving energy thanks to the built-in digital thermostat.



Open Window Detection

If the window is open or the temperature suddenly drops, the TAGU PowerFlame firebox automatically stops and takes care of the environment.



Hidden LED Display

You'll be able to see all the settings, which will disappear after one minute.





1500W HEATER INSIDE

Powerful yet silent



Whisper quiet

It's the most quiet heater we've ever developed and can warm rooms up to 37 square meters.



Sleep Timer

At night, use the Sleep Timer feature and fall asleep in a cosy ambiance.



All-season fireplace

The flame effect can work with or without the heat, so you can enjoy your fireplace year round.

ULTRA-BRIGHT FLAME EFFECT

Perfectly visible during day or night.



Adjustable flame brightness

Bright enough in a summer day or enticingly subtle for those cosy winter nights.



Energy Saving LED

The flame effect runs on 10W, which is less than the energy consumption of a light bulb.



Powerflame

Ember bed and logs are specifically designed to maximize the flame effect, which is now brighter than ever.





REMOTE CONTROL

Control the fireplace remotely



Multifunctional Remote Control

Control all functions with the included remote control.

FIREBOX SPECIFICATIONS

Width (mm)	600
Height (mm)	503
Depth (mm)	150
Built-in opening size (mm)	584 x 495
Heating power (Watt)	1500
Heating capacity (m2)	37
Heating technology	Nichrome Heater Blower
Thermostat interval	17°C – 27°C
Features	7-day programmable heating schedule Digital thermostat Electronic timer Open window detection Adjustable brightness Remote control
Flame technology	LED
EAN	5949096089061





HAGEN PURE WHITE

FM469-WH1-23PF1A

You'll adore the decorative burnt oak beam and the Pure White finish on the Hagen. This fireplace mantel is so light that it can easily be moved between rooms and is a breeze to assemble.



MANTEL SPECIFICATIONS

Product code	FM469-WH1
Finish	Pure White
Width (mm)	750
Height (mm)	678
Depth (mm)	245



POWER**FLAME**®
TECHNOLOGY

FIREBOX SPECIFICATIONS

Product code	23PF1A
Width (mm)	600
Height (mm)	503
Depth (mm)	150
Built-in opening size (mm)	584 x 495
Heating power (Watt)	1500
Heating capacity (m2)	37
Heating technology	Nichrome Heater Blower
Thermostat interval	17°C – 27°C
Features	7-day programmable heating schedule Digital thermostat Electronic timer Open window detection Adjustable brightness Remote control
Flame technology	LED

INCLUDED IN THE SET

Electric Firebox
TAGU Power**Flame**® 23inch





HAGEN ANTIQUE IVORY

FM469-IV1-23PF1A

You'll adore the decorative burnt oak beam and the Antique Ivory distressed finish on the Hagen. This fireplace mantel is so light that it can easily be moved between rooms and is a breeze to assemble.



MANTEL SPECIFICATIONS

Product code	FM469-IV1
Finish	Antique Ivory
Width (mm)	750
Height (mm)	678
Depth (mm)	245



POWERFLAME®
TECHNOLOGY

FIREBOX SPECIFICATIONS

Product code	23PF1A
Width (mm)	600
Height (mm)	503
Depth (mm)	150
Built-in opening size (mm)	584 x 495
Heating power (Watt)	1500
Heating capacity (m2)	37
Heating technology	Nichrome Heater Blower
Thermostat interval	17°C – 27°C
Features	7-day programmable heating schedule Digital thermostat Electronic timer Open window detection Adjustable brightness Remote control
Flame technology	LED

INCLUDED IN THE SET

Electric Firebox
TAGU Power**Flame**® 23inch





HAGEN DEEP BLACK

FM469-BL1-23PF1A

You'll adore the decorative burnt oak beam and the Deep Black finish on the Hagen. This fireplace mantel is so light that it can easily be moved between rooms and is a breeze to assemble.



MANTEL SPECIFICATIONS

Product code	FM469-BL1
Finish	Deep Black
Width (mm)	750
Height (mm)	678
Depth (mm)	245



POWER**FLAME**®
TECHNOLOGY

FIREBOX SPECIFICATIONS

Product code	23PF1A
Width (mm)	600
Height (mm)	503
Depth (mm)	150
Built-in opening size (mm)	584 x 495
Heating power (Watt)	1500
Heating capacity (m2)	37
Heating technology	Nichrome Heater Blower
Thermostat interval	17°C – 27°C
Features	7-day programmable heating schedule Digital thermostat Electronic timer Open window detection Adjustable brightness Remote control
Flame technology	LED

INCLUDED IN THE SET

Electric Firebox
TAGU Power**Flame**® 23inch






FRODE PURE WHITE

FM461-WH1-23PF1A

Frode offers a space saving design that is only 250 mm in depth and can fit perfectly in your living room, office or bedroom. Once you see the Frode in person, we have no doubts you'll appreciate its easy assembly and minimalist Scandinavian design with simple lines.

MANTEL SPECIFICATIONS

Product code	FM461-WH1
Finish	Pure White
Width (mm)	990
Height (mm)	883
Depth (mm)	250



POWER**FLAME**®
TECHNOLOGY

FIREBOX SPECIFICATIONS

Product code	23PF1A
Width (mm)	600
Height (mm)	503
Depth (mm)	150
Built-in opening size (mm)	584 x 495
Heating power (Watt)	1500
Heating capacity (m2)	37
Heating technology	Nichrome Heater Blower
Thermostat interval	17°C – 27°C
Features	7-day programmable heating schedule Digital thermostat Electronic timer Open window detection Adjustable brightness Remote control
Flame technology	LED

INCLUDED IN THE SET

Electric Firebox
TAGU Power**Flame**® 23inch





FRODE NATURAL OAK

FM461-OA1-23PF1A

Frode offers a space saving design that is only 250 mm in depth and can fit perfectly in your living room, office or bedroom. Once you see the Frode in person, we have no doubts you'll appreciate its easy assembly and minimalist Scandinavian design with simple lines.



MANTEL SPECIFICATIONS

Product code	FM461-OA1
Finish	Natural Oak
Width (mm)	990
Height (mm)	883
Depth (mm)	250



POWERFLAME®
TECHNOLOGY

FIREBOX SPECIFICATIONS

Product code	23PF1A
Width (mm)	600
Height (mm)	503
Depth (mm)	150
Built-in opening size (mm)	584 x 495
Heating power (Watt)	1500
Heating capacity (m2)	37
Heating technology	Nichrome Heater Blower
Thermostat interval	17°C – 27°C
Features	7-day programmable heating schedule Digital thermostat Electronic timer Open window detection Adjustable brightness Remote control
Flame technology	LED

INCLUDED IN THE SET

Electric Firebox
TAGU Power**Flame**® 23inch





FRODE ASH GREY

FM461-GR1-23PF1A

Frode offers a space saving design that is only 250 mm in depth and can fit perfectly in your living room, office or bedroom. Once you see the Frode in person, we have no doubts you'll appreciate its easy assembly and minimalist Scandinavian design with simple lines.



MANTEL SPECIFICATIONS

Product code	FM461-GR1
Finish	Ash Grey
Width (mm)	990
Height (mm)	883
Depth (mm)	250



POWER**FLAME**®
TECHNOLOGY

FIREBOX SPECIFICATIONS

Product code	23PF1A
Width (mm)	600
Height (mm)	503
Depth (mm)	150
Built-in opening size (mm)	584 x 495
Heating power (Watt)	1500
Heating capacity (m2)	37
Heating technology	Nichrome Heater Blower
Thermostat interval	17°C – 27°C
Features	7-day programmable heating schedule Digital thermostat Electronic timer Open window detection Adjustable brightness Remote control
Flame technology	LED

INCLUDED IN THE SET:

Electric Firebox
TAGU Power**Flame**® 23inch





LARSEN PURE WHITE

FM462-WH1-23PF1A

Specifically designed for easy assembly, tools are not necessary for the Larsen. Thanks to its space saving design, it's only 250 mm in depth and the perfect size for just about any room in your home.



MANTEL SPECIFICATIONS

Product code	FM462-WH1
Finish	Pure White
Width (mm)	1100
Height (mm)	949
Depth (mm)	249



POWER**FLAME**®
TECHNOLOGY

FIREBOX SPECIFICATIONS

Product code	23PF1A
Width (mm)	600
Height (mm)	503
Depth (mm)	150
Built-in opening size (mm)	584 x 495
Heating power (Watt)	1500
Heating capacity (m2)	37
Heating technology	Nichrome Heater Blower
Thermostat interval	17°C – 27°C
Features	7-day programmable heating schedule Digital thermostat Electronic timer Open window detection Adjustable brightness Remote control
Flame technology	LED

INCLUDED IN THE SET

Electric Firebox
TAGU Power**Flame**® 23inch





LARSEN PREMIUM WALNUT

FM462-WA1-23PF1A

Specifically designed for easy assembly, tools are not necessary for the Larsen. Thanks to its space saving design, it's only 250 mm in depth and the perfect size for just about any room in your home.



MANTEL SPECIFICATIONS

Product code	FM462-WA1
Finish	Premium Walnut
Width (mm)	1100
Height (mm)	949
Depth (mm)	249



POWER**FLAME**®
TECHNOLOGY

FIREBOX SPECIFICATIONS

Product code	23PF1A
Width (mm)	600
Height (mm)	503
Depth (mm)	150
Built-in opening size (mm)	584 x 495
Heating power (Watt)	1500
Heating capacity (m2)	37
Heating technology	Nichrome Heater Blower
Thermostat interval	17°C – 27°C
Features	7-day programmable heating schedule Digital thermostat Electronic timer Open window detection Adjustable brightness Remote control
Flame technology	LED

INCLUDED IN THE SET

Electric Firebox
TAGU Power**Flame**® 23inch





LARSEN ESPRESSO WENGE

FM462-WE1-23PF1A

Specifically designed for easy assembly, tools are not necessary for the Larsen. Thanks to its space saving design, it's only 250 mm in depth and the perfect size for just about any room in your home.



MANTEL SPECIFICATIONS

Product code	FM462-WE1
--------------	-----------

Finish	Espresso Wenge
--------	----------------

Width (mm)	1100
------------	------

Height (mm)	949
-------------	-----

Depth (mm)	249
------------	-----



POWER**FLAME**®
TECHNOLOGY

FIREBOX SPECIFICATIONS

Product code	23PF1A
--------------	--------

Width (mm)	600
------------	-----

Height (mm)	503
-------------	-----

Depth (mm)	150
------------	-----

Built-in opening size (mm)	584 x 495
----------------------------	-----------

Heating power (Watt)	1500
----------------------	------

Heating capacity (m2)	37
-----------------------	----

Heating technology	Nichrome Heater Blower
--------------------	------------------------

Thermostat interval	17°C – 27°C
---------------------	-------------

Features	7-day programmable heating schedule Digital thermostat Electronic timer Open window detection Adjustable brightness Remote control
----------	---

Flame technology	LED
------------------	-----

INCLUDED IN THE SET

Electric Firebox
TAGU Power**Flame**® 23inch





HELMi SOFT CREAM

FM463-CR2-23PF1A

Its hearth with subtle accents and the crown molding top gives this surround a functional look, found only in traditional fireplaces. Fortunately, the Helmi is a breeze to assemble and does not require any extra tools.



MANTEL SPECIFICATIONS

Product code	FM463-CR2
Finish	Soft Cream
Width (mm)	1072
Height (mm)	952
Depth (mm)	245



POWER**FLAME**®
TECHNOLOGY

FIREBOX SPECIFICATIONS

Product code	23PF1A
Width (mm)	600
Height (mm)	503
Depth (mm)	150
Built-in opening size (mm)	584 x 495
Heating power (Watt)	1500
Heating capacity (m2)	37
Heating technology	Nichrome Heater Blower
Thermostat interval	17°C – 27°C
Features	7-day programmable heating schedule Digital thermostat Electronic timer Open window detection Adjustable brightness Remote control
Flame technology	LED

INCLUDED IN THE SET

Electric Firebox
TAGU Power**Flame**® 23inch





HELMI NATURAL OAK


FM463-OA1-23PF1A

Its hearth with subtle accents and the crown molding top gives this surround a functional look, found only in traditional fireplaces. Fortunately, the Helmi is a breeze to assemble and does not require any extra tools.



MANTEL SPECIFICATIONS

Product code	FM463-OA1
Finish	Natural Oak
Width (mm)	1072
Height (mm)	952
Depth (mm)	245



POWER**FLAME**®
TECHNOLOGY

FIREBOX SPECIFICATIONS

Product code	23PF1A
Width (mm)	600
Height (mm)	503
Depth (mm)	150
Built-in opening size (mm)	584 x 495
Heating power (Watt)	1500
Heating capacity (m2)	37
Heating technology	Nichrome Heater Blower
Thermostat interval	17°C – 27°C
Features	7-day programmable heating schedule Digital thermostat Electronic timer Open window detection Adjustable brightness Remote control
Flame technology	LED

INCLUDED IN THE SET

Electric Firebox
TAGU Power**Flame**® 23inch





HELMI ESPRESSO WENGE

FM463-WE1-23PF1A

Its hearth with subtle accents and the crown molding top gives this surround a functional look, found only in traditional fireplaces. Fortunately, the Helmi is a breeze to assemble and does not require any extra tools.



MANTEL SPECIFICATIONS

Product code	FM463-WE1
Finish	Espresso Wenge
Width (mm)	1072
Height (mm)	952
Depth (mm)	245



POWER**FLAME**®
TECHNOLOGY

FIREBOX SPECIFICATIONS

Product code	23PF1A
Width (mm)	600
Height (mm)	503
Depth (mm)	150
Built-in opening size (mm)	584 x 495
Heating power (Watt)	1500
Heating capacity (m2)	37
Heating technology	Nichrome Heater Blower
Thermostat interval	17°C – 27°C
Features	7-day programmable heating schedule Digital thermostat Electronic timer Open window detection Adjustable brightness Remote control
Flame technology	LED

INCLUDED IN THE SET

Electric Firebox
TAGU Power**Flame**® 23inch





MAGNA PURE WHITE

FM464-WH1-23PF1A

On the Magna, you'll find an arched center plate, fluted columns with double base blocks and top raised panels, and a crown molding top. The Magna is designed for easy assembly, so you'll be able to put it together in no time without any extra tools.



MANTEL SPECIFICATIONS

Product code	FM464-WH1
Finish	Pure White
Width (mm)	1137
Height (mm)	1022
Depth (mm)	282



POWER**FLAME**[®]
TECHNOLOGY

FIREBOX SPECIFICATIONS

Product code	23PF1A
Width (mm)	600
Height (mm)	503
Depth (mm)	150
Built-in opening size (mm)	584 x 495
Heating power (Watt)	1500
Heating capacity (m2)	37
Heating technology	Nichrome Heater Blower
Thermostat interval	17°C – 27°C
Features	7-day programmable heating schedule Digital thermostat Electronic timer Open window detection Adjustable brightness Remote control
Flame technology	LED

INCLUDED IN THE SET

Electric Firebox
TAGU Power**Flame**[®] 23inch





MAGNA ESPRESSO WENGE

FM464-WE1-23PF1A

On the Magna, you'll find an arched center plate, fluted columns with double base blocks and top raised panels, and a crown molding top. The Magna is designed for easy assembly, so you'll be able to put it together in no time without any extra tools.



MANTEL SPECIFICATIONS

Product code	FM464-WE1
Finish	Espresso Wenge
Width (mm)	1137
Height (mm)	1022
Depth (mm)	282



POWER**FLAME**®
TECHNOLOGY

FIREBOX SPECIFICATIONS

Product code	23PF1A
Width (mm)	600
Height (mm)	503
Depth (mm)	150
Built-in opening size (mm)	584 x 495
Heating power (Watt)	1500
Heating capacity (m2)	37
Heating technology	Nichrome Heater Blower
Thermostat interval	17°C – 27°C
Features	7-day programmable heating schedule Digital thermostat Electronic timer Open window detection Adjustable brightness Remote control
Flame technology	LED

INCLUDED IN THE SET

Electric Firebox
TAGU Power**Flame**® 23inch





MAGNA PREMIUM WALNUT

FM464-WA1-23PF1A

On the Magna, you'll find an arched center plate, fluted columns with double base blocks and top raised panels, and a crown molding top. The Magna is designed for easy assembly, so you'll be able to put it together in no time without any extra tools.



MANTEL SPECIFICATIONS

Product code	FM464-WA1
Finish	Premium Walnut
Width (mm)	1137
Height (mm)	1022
Depth (mm)	282



POWER**FLAME**®
TECHNOLOGY

FIREBOX SPECIFICATIONS

Product code	23PF1A
Width (mm)	600
Height (mm)	503
Depth (mm)	150
Built-in opening size (mm)	584 x 495
Heating power (Watt)	1500
Heating capacity (m2)	37
Heating technology	Nichrome Heater Blower
Thermostat interval	17°C – 27°C
Features	7-day programmable heating schedule Digital thermostat Electronic timer Open window detection Adjustable brightness Remote control
Flame technology	LED

INCLUDED IN THE SET

Electric Firebox
TAGU Power**Flame**® 23inch





GALA ROYAL WALNUT

FM465-WA2-23PF1A

The high-quality wood veneer surfaces and Royal Walnut finish found on the Gala give it a breathtakingly beautiful appearance. Fortunately, the Gala is easy to assemble and does not require the need for any special tools or equipment.



MANTEL SPECIFICATIONS

Product code	FM465-WA2
Finish	Royal Walnut
Width (mm)	1166
Height (mm)	965
Depth (mm)	300



POWER**FLAME**®
TECHNOLOGY

FIREBOX SPECIFICATIONS

Product code	23PF1A
Width (mm)	600
Height (mm)	503
Depth (mm)	150
Built-in opening size (mm)	584 x 495
Heating power (Watt)	1500
Heating capacity (m2)	37
Heating technology	Nichrome Heater Blower
Thermostat interval	17°C – 27°C
Features	7-day programmable heating schedule Digital thermostat Electronic timer Open window detection Adjustable brightness Remote control
Flame technology	LED

INCLUDED IN THE SET

Electric Firebox
TAGU Power**Flame**® 23inch





TORI STONE CREAM

FM466-CR1-23PF1A

Tori offers a rustic look thanks to its engineered ledgerstone body, arched decorative center panel, and matching stepped top and base. The Tori's space saving design allows it to fit perfectly in your living room, bedroom or den.



MANTEL SPECIFICATIONS

Product code	FM466-CR1
Finish	Stone Cream
Width (mm)	930
Height (mm)	850
Depth (mm)	260



POWER**FLAME**®
TECHNOLOGY

FIREBOX SPECIFICATIONS

Product code	23PF1A
Width (mm)	600
Height (mm)	503
Depth (mm)	150
Built-in opening size (mm)	584 x 495
Heating power (Watt)	1500
Heating capacity (m2)	37
Heating technology	Nichrome Heater Blower
Thermostat interval	17°C – 27°C
Features	7-day programmable heating schedule Digital thermostat Electronic timer Open window detection Adjustable brightness Remote control
Flame technology	LED

INCLUDED IN THE SET

Electric Firebox
TAGU Power**Flame**® 23inch





REINO ROCK GREY

FM467-GR2-23PF1A

On the Reino, you'll find an engineered riverstone body, a stepped massive top and large base, chunky corbels, and an arched center frame. Its Rock Grey finish is sure to match virtually any room or décor in your home. The Reino mantel requires absolutely no assembly.



MANTEL SPECIFICATIONS

Product code	FM467-GR2
Finish	Rock Grey
Width (mm)	1090
Height (mm)	1010
Depth (mm)	300



POWER**FLAME**®
TECHNOLOGY

FIREBOX SPECIFICATIONS

Product code	23PF1A
Width (mm)	600
Height (mm)	503
Depth (mm)	150
Built-in opening size (mm)	584 x 495
Heating power (Watt)	1500
Heating capacity (m2)	37
Heating technology	Nichrome Heater Blower
Thermostat interval	17°C – 27°C
Features	7-day programmable heating schedule Digital thermostat Electronic timer Open window detection Adjustable brightness Remote control
Flame technology	LED

INCLUDED IN THE SET

Electric Firebox
TAGU Power**Flame**® 23inch



TAGU
the missing piece