



Ein Seal ersetzen:

1 unscrew the bolt on the front



2 Loosen the motor with the 4 bolts.



Unscrew the drum. Turn anti-clockwise.




3. Motor abholen.




4. Remove the stainless steel axle. Unscrew it anticlockwise. Turn the drum clockwise. To remove the axle

If you don't have space to remove the axle from the back, you have to remove the axle inwards. Then you have to remove the spool channel, flushing eyelet and drum to remove the axle inwards



5. Achse draus. Und der Seal austauschen.



6. . The new seal must be tapped in with a hammer with a plug end made of wood or plastic. the spring must be on the outside of the filter.

