


SHORT-SHIFTERS.COM

4H-TECH Short Shifters. Power shifters for quicker and shorter gear changes

Fitting instructions* for 4H-TECH P-Shift Short Shifter.

*These instructions show the fitting of the 4H-TECH P-Shift Short Shifter on a Peugeot RCZ, it will not be much different on other Peugeot models, or even Citroën models.



This is the location of OEM shifter



Remove air cleaner





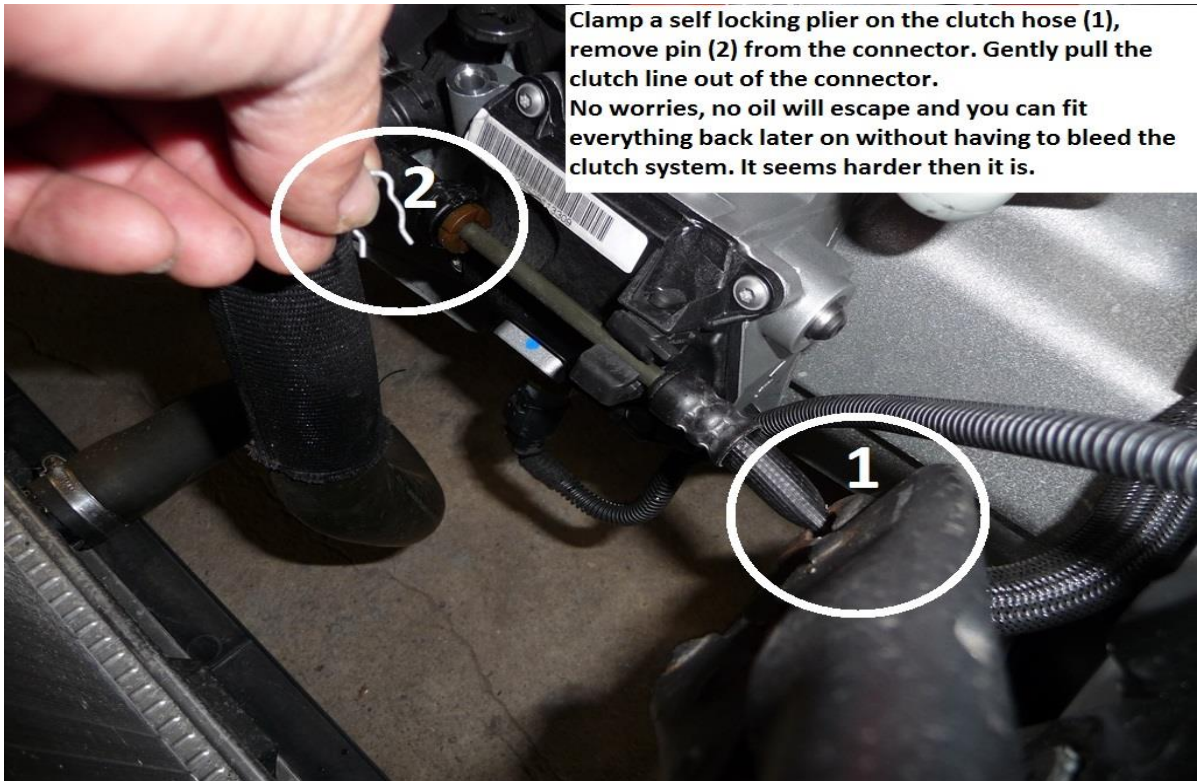
Put the gear selector in neutral




Remove the 2 shift cable ends from the ball heads with a plier.



Unplug the connector




Unscrew the shifter unit (4 bolts), and remove it from the car.



Use a cotter pin driver tool and tap out the small pin.



Use the old pin to fit the new shifter on the shaft. (use cotter pin driver tool)





Remove the old seal, and fit a new metal seal. (part number: 245071 at Peugeot or Citroën) Bolt shift unit in place.



Click the 2 Shift cable ends on the bolt heads, fit clutch line and bottom connector back in place.



Fit the air cleaner back .



Ready. Short Shifter fitted

Protected Design!

This Short Shifter is 100% developed, tested and produced by 4H-TECH®, and is protected under international copyright, trademark and other laws.

