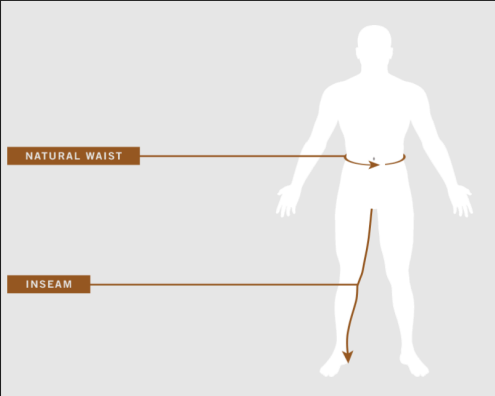


G3 COMBAT PANT



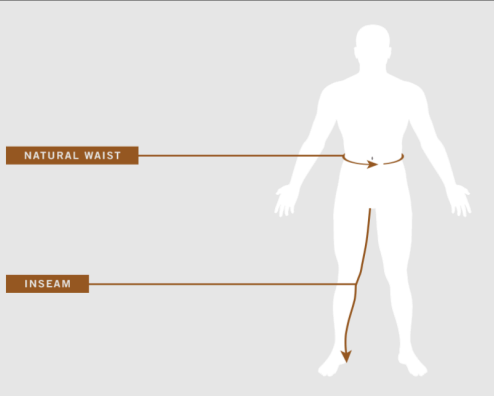
HOW TO FIND YOUR MEASUREMENTS

To measure natural waist: Bend side to side and find the natural bend in your body. This is your natural waist. Measure circumference around this point.

To measure inseam: Measure length from crotch to bottom of foot.

G3 COMBAT PANT™ SIZE		FITS WAIST	FITS INSEAM	ROUGHLY FITS HEIGHT
28	Short	27–29 in (69-74 cm)	29–31 in (74-79 cm)	64-68 in (163-173 cm)
	Regular		31-33 in (79-84 cm)	68-72 in (173-183 cm)
	Long		33-35in (84-89 cm)	72-76 in (183-193 cm)
	Xlong		35-37 in (89-94 cm)	76-80 in (193-203 cm)
30	Short	29–31 in (74-79 cm)	29–31 in (74-79 cm)	64-68 in (163-173 cm)
	Regular		31-33 in (79-84 cm)	68-72 in (173-183 cm)
	Long		33-35in (84-89 cm)	72-76 in (183-193 cm)
	Xlong		35-37 in (89-94 cm)	76-80 in (193-203 cm)
32	Short	31–33 in (79-84 cm)	29–31 in (74-79 cm)	64-68 in (163-173 cm)
	Regular		31-33 in (79-84 cm)	68-72 in (173-183 cm)
	Long		33-35in (84-89 cm)	72-76 in (183-193 cm)
	Xlong		35-37 in (89-94 cm)	76-80 in (193-203 cm)
34	Short	33–35 in (84-89 cm)	29–31 in (74-79 cm)	64-68 in (163-173 cm)
	Regular		31-33 in (79-84 cm)	68-72 in (173-183 cm)
	Long		33-35in (84-89 cm)	72-76 in (183-193 cm)
	Xlong		35-37 in (89-94 cm)	76-80 in (193-203 cm)
36	Short	35–37 in (89-94 cm)	29–31 in (74-79 cm)	64-68 in (163-173 cm)
	Regular		31-33 in (79-84 cm)	68-72 in (173-183 cm)
	Long		33-35in (84-89 cm)	72-76 in (183-193 cm)
	Xlong		35-37 in (89-94 cm)	76-80 in (193-203 cm)
38	Short	37–39 in (94-99 cm)	29–31 in (74-79 cm)	64-68 in (163-173 cm)
	Regular		31-33 in (79-84 cm)	68-72 in (173-183 cm)
	Long		33-35in (84-89 cm)	72-76 in (183-193 cm)
	Xlong		35-37 in (89-94 cm)	76-80 in (193-203 cm)
40	Short	39–41 in (99-104 cm)	29–31 in (74-79 cm)	64-68 in (163-173 cm)
	Regular		31-33 in (79-84 cm)	68-72 in (173-183 cm)
	Long		33-35in (84-89 cm)	72-76 in (183-193 cm)
	Xlong		35-37 in (89-94 cm)	76-80 in (193-203 cm)
42	Short	41–43 in (104-109 cm)	29–31 in (74-79 cm)	64-68 in (163-173 cm)
	Regular		31-33 in (79-84 cm)	68-72 in (173-183 cm)
	Long		33-35in (84-89 cm)	72-76 in (183-193 cm)
	Xlong		35-37 in (89-94 cm)	76-80 in (193-203 cm)
44	Short	43–45 in (109-114 cm)	29–31 in (74-79 cm)	64-68 in (163-173 cm)
	Regular		31-33 in (79-84 cm)	68-72 in (173-183 cm)
	Long		33-35in (84-89 cm)	72-76 in (183-193 cm)
	Xlong		35-37 in (89-94 cm)	76-80 in (193-203 cm)
46	Short	45–47 in (114-119 cm)	29–31 in (74-79 cm)	64-68 in (163-173 cm)
	Regular		31-33 in (79-84 cm)	68-72 in (173-183 cm)
	Long		33-35in (84-89 cm)	72-76 in (183-193 cm)
	Xlong		35-37 in (89-94 cm)	76-80 in (193-203 cm)

G4 COMBAT PANT



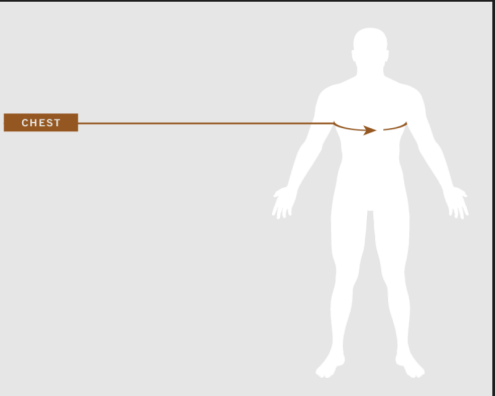
HOW TO FIND YOUR MEASUREMENTS

To measure natural waist: Bend side to side and find the natural bend in your body. This is your natural waist. Measure circumference around this point.

To measure inseam: Measure length from crotch to bottom of foot.

G4 COMBAT PANT™ SIZE		FITS WAIST	FITS INSEAM	ROUGHLY FITS HEIGHT
28	Short	27–29 in (69-74 cm)	29–31 in (74-79 cm)	64-68 in (163-173 cm)
	Regular		31-33 in (79-84 cm)	68-72 in (173-183 cm)
	Long		33-35in (84-89 cm)	72-76 in (183-193 cm)
	Xlong		35-37 in (89-94 cm)	76-80 in (193-203 cm)
30	Short	29–31 in (74-79 cm)	29–31 in (74-79 cm)	64-68 in (163-173 cm)
	Regular		31-33 in (79-84 cm)	68-72 in (173-183 cm)
	Long		33-35in (84-89 cm)	72-76 in (183-193 cm)
	Xlong		35-37 in (89-94 cm)	76-80 in (193-203 cm)
32	Short	31–33 in (79-84 cm)	29–31 in (74-79 cm)	64-68 in (163-173 cm)
	Regular		31-33 in (79-84 cm)	68-72 in (173-183 cm)
	Long		33-35in (84-89 cm)	72-76 in (183-193 cm)
	Xlong		35-37 in (89-94 cm)	76-80 in (193-203 cm)
34	Short	33–35 in (84-89 cm)	29–31 in (74-79 cm)	64-68 in (163-173 cm)
	Regular		31-33 in (79-84 cm)	68-72 in (173-183 cm)
	Long		33-35in (84-89 cm)	72-76 in (183-193 cm)
	Xlong		35-37 in (89-94 cm)	76-80 in (193-203 cm)
36	Short	35–37 in (89-94 cm)	29–31 in (74-79 cm)	64-68 in (163-173 cm)
	Regular		31-33 in (79-84 cm)	68-72 in (173-183 cm)
	Long		33-35in (84-89 cm)	72-76 in (183-193 cm)
	Xlong		35-37 in (89-94 cm)	76-80 in (193-203 cm)
38	Short	37–39 in (94-99 cm)	29–31 in (74-79 cm)	64-68 in (163-173 cm)
	Regular		31-33 in (79-84 cm)	68-72 in (173-183 cm)
	Long		33-35in (84-89 cm)	72-76 in (183-193 cm)
	Xlong		35-37 in (89-94 cm)	76-80 in (193-203 cm)
40	Short	39–41 in (99-104 cm)	29–31 in (74-79 cm)	64-68 in (163-173 cm)
	Regular		31-33 in (79-84 cm)	68-72 in (173-183 cm)
	Long		33-35in (84-89 cm)	72-76 in (183-193 cm)
	Xlong		35-37 in (89-94 cm)	76-80 in (193-203 cm)
42	Short	41–43 in (104-109 cm)	29–31 in (74-79 cm)	64-68 in (163-173 cm)
	Regular		31-33 in (79-84 cm)	68-72 in (173-183 cm)
	Long		33-35in (84-89 cm)	72-76 in (183-193 cm)
	Xlong		35-37 in (89-94 cm)	76-80 in (193-203 cm)
44	Short	43–45 in (109-114 cm)	29–31 in (74-79 cm)	64-68 in (163-173 cm)
	Regular		31-33 in (79-84 cm)	68-72 in (173-183 cm)
	Long		33-35in (84-89 cm)	72-76 in (183-193 cm)
	Xlong		35-37 in (89-94 cm)	76-80 in (193-203 cm)
46	Short	45–47 in (114-119 cm)	29–31 in (74-79 cm)	64-68 in (163-173 cm)
	Regular		31-33 in (79-84 cm)	68-72 in (173-183 cm)
	Long		33-35in (84-89 cm)	72-76 in (183-193 cm)
	Xlong		35-37 in (89-94 cm)	76-80 in (193-203 cm)

G3 COMBAT SHIRT

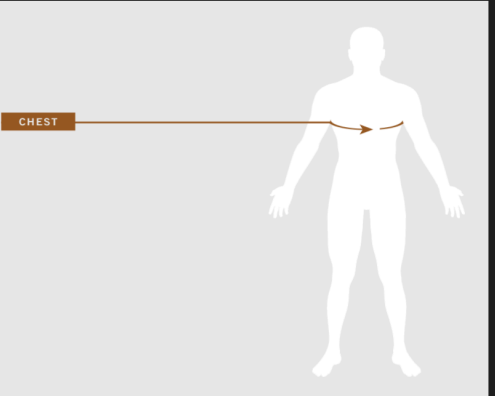


HOW TO FIND YOUR MEASUREMENTS

To measure chest: Measure the circumference around the fullest part of your chest, under your arms.

G3 COMBAT SHIRT™ SIZE		FITS CHEST	ROUGHLY FITS HEIGHT
XS	Short	30–34 in (77-87 cm)	64–68 in (163-173 cm)
	Regular		68-72 in (173-183 cm)
	Long		72-76 in (183-193 cm)
	Xlong		76-80 in (193-203 cm)
SM	Short	34–38 in (87-97 cm)	64–68 in (163-173 cm)
	Regular		68-72 in (173-183 cm)
	Long		72-76 in (183-193 cm)
	Xlong		76-80 in (193-203 cm)
MD	Short	38–42 in (97-107 cm)	64–68 in (163-173 cm)
	Regular		68-72 in (173-183 cm)
	Long		72-76 in (183-193 cm)
	Xlong		76-80 in (193-203 cm)
LG	Short	42–46 in (107-117 cm)	64–68 in (163-173 cm)
	Regular		68-72 in (173-183 cm)
	Long		72-76 in (183-193 cm)
	Xlong		76-80 in (193-203 cm)
XL	Short	46–50 in (117-127 cm)	64–68 in (163-173 cm)
	Regular		68-72 in (173-183 cm)
	Long		72-76 in (183-193 cm)
	Xlong		76-80 in (193-203 cm)
2X	Short	50–54 in (127-137 cm)	64–68 in (163-173 cm)
	Regular		68-72 in (173-183 cm)
	Long		72-76 in (183-193 cm)
	Xlong		76-80 in (193-203 cm)
3X	Short	54–58 in (137-147 cm)	64–68 in (163-173 cm)
	Regular		68-72 in (173-183 cm)
	Long		72-76 in (183-193 cm)
	Xlong		76-80 in (193-203 cm)

G4 COMBAT SHIRT



HOW TO FIND YOUR MEASUREMENTS

To measure chest: Measure the circumference around the fullest part of your chest, under your arms.

G4 COMBAT SHIRT™ SIZE		FITS CHEST	ROUGHLY FITS HEIGHT
XS	Short	30–34 in (77-87 cm)	64–68 in (163-173 cm)
	Regular		68-72 in (173-183 cm)
	Long		72-76 in (183-193 cm)
	Xlong		76-80 in (193-203 cm)
SM	Short	34–38 in (87-97 cm)	64–68 in (163-173 cm)
	Regular		68-72 in (173-183 cm)
	Long		72-76 in (183-193 cm)
	Xlong		76-80 in (193-203 cm)
MD	Short	38–42 in (97-107 cm)	64–68 in (163-173 cm)
	Regular		68-72 in (173-183 cm)
	Long		72-76 in (183-193 cm)
	Xlong		76-80 in (193-203 cm)
LG	Short	42–46 in (107-117 cm)	64–68 in (163-173 cm)
	Regular		68-72 in (173-183 cm)
	Long		72-76 in (183-193 cm)
	Xlong		76-80 in (193-203 cm)
XL	Short	46–50 in (117-127 cm)	64–68 in (163-173 cm)
	Regular		68-72 in (173-183 cm)
	Long		72-76 in (183-193 cm)
	Xlong		76-80 in (193-203 cm)
2X	Short	50–54 in (127-137 cm)	64–68 in (163-173 cm)
	Regular		68-72 in (173-183 cm)
	Long		72-76 in (183-193 cm)
	Xlong		76-80 in (193-203 cm)
3X	Short	54–58 in (137-147 cm)	64–68 in (163-173 cm)
	Regular		68-72 in (173-183 cm)
	Long		72-76 in (183-193 cm)
	Xlong		76-80 in (193-203 cm)