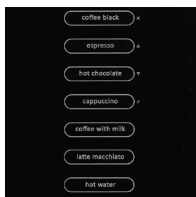


Animo's new OptiVend Next Generation is an instant machine for fresh, hot coffee any moment of the day. Just choose your favorite and a steaming cup is ready in seconds at the touch of a button. OptiVend s (TS) Next Generation is powerful inside and beautiful outside.

BENEFITS



DRINK OPTIONS

- + The drink menu has 7 easily programmed drink buttons, so the choice is always yours.
- + Strength is easily adjustable to suit personal preferences, because tastes differ.
- + OptiVend has a separate tap for hot water, so tea always tastes like it should.



OPTIONS



SYNTHETIC CANISTERS

- + OptiVend accommodates from 1 to 3 instant ingredient canisters. More canisters mean more choice.



DISPLAY AND STRENGTH ADJUSTMENT

- + Clear display and adjustable coffee strength.



- + Various payment systems, including coin mechanisms (MDB).
- + Two-phase power (6,4 kW) increases capacity to 665 cups per hour
- + Cup detection
- + Thermos jug mode (11 s TS)
- + Hot and cold water outlets (cooling unit in base cabinet)
- + Your company logo on the door and/or side panels

ACCESSORIES



- + Base cabinet
- + Stand-alone set (pump with water tank)
- + Water filter for reduced maintenance
- + Thermos jugs in three different sizes (11 s TS) (1.0, 1.5 and 2.0 liters)
- + Cup dispenser
- + Full package of cleaning products

- + Up to 3 canisters for powdered ingredients
- + Separate taps for coffee and hot water
- + Adjustable coffee strength
- + STOP button
- + Intelligent Energy Saving Mode
- + Cleaning program (on the control panel)
- + Usage counter
- + Adjustable rpm of mixer motor
- + Insulated stainless steel with dry-boil protection
- + Adjustable temperature
- + Stainless steel housing
- + Telemetry compatible (EVA DTS/MDB/DEX-UCS)
- + Available in white (RAL 9003), black grey (RAL 7021) and red (RAL 3001)

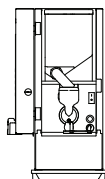
TECHNICAL SPECIFICATIONS

- + Brewing time, cup (120 ml): 5 - 12 seconds
- + Hourly capacity: 360 cups (120 ml) / 40 liters hot water
- + Rated power: 230V / 50-60Hz / 3275W
- + Adjustable cup tray: 100 - 155 mm
- + Max. tap height: 118 mm / TS 235 mm
- + Boiler capacity: 2,7 l, stainless steel element, dry-boil protection
- + Compatible with various payment systems (MDB)
- + Water connection: ¾"

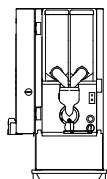
OPTIVEND s (TS) NG

(3 versions)

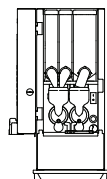
- + Suitable for cups
- + Canisters: max. 3
- + Drink buttons: 7
- + W 248 x D 501 x H 569 mm



OV 11s (TS) NG



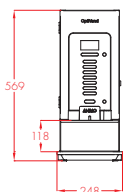
OV 21s NG



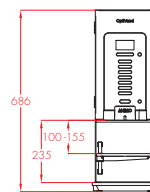
OV 32s NG

OPTIVEND s NG

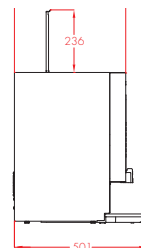
All dimensions in millimeters.



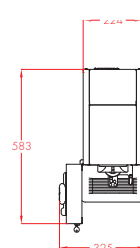
OPTIVEND s TS NG



SIDE VIEW

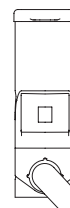
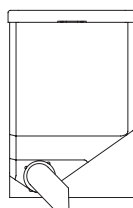


TOP VIEW



LARGE CANISTERS

Large ingredient canisters last longer between refills.



	5,1 LITER	2,3 LITER	1,2 LITER
Coffee	ca. 1300 g / 640 cups	ca. 500 g / 250 cups	ca. 300 g / 150 cups
Topping	ca. 3200 g / 265 cups*	ca. 1350 g / 115 cups*	ca. 750 g / 65 cups*
Cocoa	ca. 3600 g / 200 cups	ca. 1500 g / 85 cups	ca. 800 g / 45 cups
Sugar		ca. 1900 g / 450 cups	ca. 1060 g / 245 cups
Tea			ca. 940 g / 235 cups
Decaf			ca. 300 g / 150 cups
Chai Latte	ca. 3600 g / 200 cups	ca. 1500 g / 85 cups	ca. 800 g / 45 cups

* Cappuccino

DRINK OPTIONS

Drink options depend on the ingredients that you select for each canister.

Adjustable controls make it easy to change the options.

DRINK OPTIONS	11s (TS)	21s	32s
Coffee	✓	✓	✓
Coffee with milk		✓	⊙
Espresso	✓	✓	✓
Cappuccino		✓	✓
Latte macchiato			⊙
Coffee choc		⊙	✓
Chocolate milk		○	✓
Wiener melange			✓
Hot water	✓	✓	✓
Espresso choc		○	⊙
Decaf	⊙	○	○
Tea	⊙	○	○
Coffee with sugar			○
Double espresso	⊙	⊙	⊙
Hot chocolat	⊙	⊙	⊙
Soup	⊙	○	○
Hot milk	⊙	⊙	⊙
Cold water	⊙	⊙	⊙

✓ STANDARD FACTORY SETTINGS
○ OPTIONAL SOFTWARE REQUIRED

⊙ ADJUSTABLE (DEPENDING ON CHOSEN INGREDIENTS)