

# 200-HFT

## HOT FOOD BUFFET TABLE



- HALO HEAT . . . a controlled, uniform heat source that gently cooks, holds, and surrounds food to provide a better appearance, taste, and longer holding life.
- Retains more product moisture and flavor.
- Keeps product hot and fresh without water or plumbing.
- Easy installation with free-standing or drop-in design.
- Mounted heat guards for customer protection.
- Flush end panels to adjoin multiple units, end-to-end.
- Adjustable thermostat, power switch and power inlet.
- ON/OFF switch controls overhead lights.
- Accepts three full-size (gastronorm) pans.
- Stainless steel exterior panels.
- Expandable system to meet specific requirements.
- Decorator carts and panels available.


Exterior of 18 gauge non-magnetic stainless steel. A double-sided sneeze guard covers six (6) 100 watt, safety coated bulbs controlled by one (1) ON/OFF switch. The heated stainless steel base has heat guards for customer protection and is controlled by one (1) ON/OFF switch, and adjustable thermostat with a range of 1 through 10 with one (1) indicator light. The 4-3/8" (111mm) deep, heated well base will hold a combination of standard (gastronorm) pans, and is furnished with two sizes of pan divider bars. The hot food table is mounted on 6" (152mm) flanged legs for counter-top applications and is available with stainless steel exterior panels as standard. Optional mobile decorator carts are available in 18 gauge non-magnetic stainless steel construction, mounted on 5" (127mm) heavy duty casters.

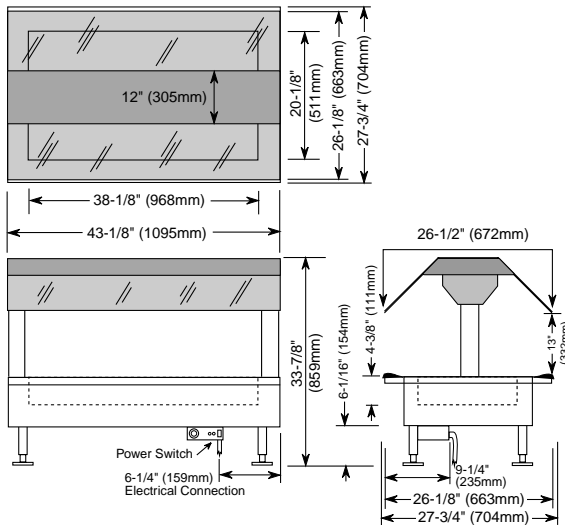
☐ **MODEL 200-HFT:** Hot Food Buffet Table, accepts three (3) full-size (gastronorm) pans



### ADDITIONAL FEATURES & OPTIONS

- Mobile Decorator Cart
  - ☐ Enclosed on three sides, no shelf
  - ☐ Enclosed on three sides with shelf
- Custom Panel Colors
  - ☐ ➔ Specify on order.





### DIMENSIONS: H x W x D

#### EXTERIOR:

33-7/8" x 43-1/8" x 27-3/4" (859mm x 1095mm x 704mm)

#### FOOD WELL OPENING:

38-1/8"L x 20-1/8"W x 4-3/8"D (968mm x 511mm x 111mm)

#### OPENING REQUIRED FOR DROP-IN APPLICATION:

25" x 43-1/4" (635mm x 1099mm)

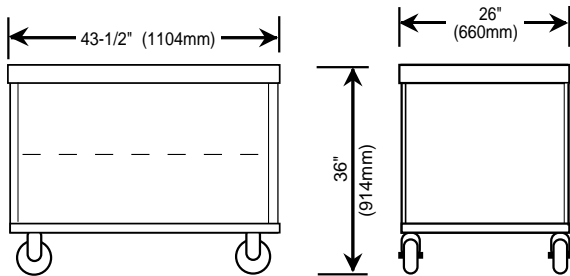
#### MOBILE CART EXTERIOR:

36" x 43-1/2" x 26" (914mm x 1104mm x 660mm)

### ELECTRICAL

VOLTAGE	PHASE	CYCLE/HZ	AMPS	kW	
125	1	50/60	16.9	2.1	NEMA L5-30P 30A-125V PLUG
208-240	at 208	1	50/60	6.7	1.4
	at 240		50/60	7.7	1.9
230	1	50/60	7.4	1.7	NEMA 6-15P 15A-250V PLUG
					NEMA CEE 7/7 16A-250V PLUG

### DECORATOR CART



### PAN CAPACITY

36 lbs (16 kg) MAXIMUM
VOLUME MAXIMUM: 22.5 QUARTS (21 LITERS)
FULL-SIZE PANS:
Three (3) 20" x 12" x 2-1/2" (GN 1/1)
HALF-SIZE PANS:
Six (6) 10" x 12" x 2-1/2" (GN 1/2)
Will accept combinations of two-thirds and one-third size pans.
Additional pan divider bars may be required.

### INSTALLATION REQUIREMENTS

Unit must be installed level. The unit must not be installed in any area where it may be affected by steam, grease, dripping water, high temperatures, or any other severely adverse conditions.

### CLEARANCE REQUIREMENTS

None.

### WEIGHT

NET 105 lb (48 kg)

SHIP 225 lb (102 kg)

CRATE 42" x 46" x 39"

DIMENSIONS: (1067 x 1168mm x 991mm)

(H x W x D)

### OPTIONS & ACCESSORIES

<input type="checkbox"/> Cart, enclosed on three sides with shelf	55185	Custom Panel Color	CONTACT FACTORY
<input type="checkbox"/> ➔ Painted Decor Panel Package	44075	Pan Divider Bars*	
<input type="checkbox"/> ➔ Stainless Steel Decor Package	44078	<input type="checkbox"/> Full-Size (2 needed)	16019
<input type="checkbox"/> Cart, enclosed on three sides, no shelf	55184	<input type="checkbox"/> Half-Size • Third-Size (3 needed)	11318
<input type="checkbox"/> ➔ Painted Decor Panel Package	44075		
<input type="checkbox"/> ➔ Stainless Steel Decor Package	44078		

\*Pans are not included.