



# Strip Heater Solutions

*Cafeterias • Buffets • Supermarkets & Delis  
Restaurants & Cafés • Clubs & Bars*



**GRAL-48** pg. 4



**GRAH-42D** with 6" spacer and optional non-adjustable tubular stands pg. 6



**GRAHL-96D** with optional *Designer* color and non-adjustable tubular stands pg. 7



**GRAML-60D** with optional non-adjustable tubular stands pg. 12



**GRNH-48** with standard angle brackets and optional *Designer* color (sneeze guards as shown not available) pg. 16



**GRAIHL-48** (requires Remote Control Enclosure) pg. 18



**GR2AHL-84** with optional *Designer* color and sneeze guards pg. 22



**UGA-24D** in Gloss finish Radiant Red pg. 27



**UGAH-36D** with 3" spacer pg. 27




### Ordering Instructions

GRA-72,  
GRAH-72 or  
GRAM-72




GRA-72D,  
GRAH-72D or  
GRAM-72D



GRAL-72,  
GRAHL-72 or  
GRAML-72



GRAL-72D,  
GRAHL-72D or  
GRAML-72D



GRAIH-60



GRAIH-60D




GRAIHL-60



GRAIHL-60D




UGA-36 or  
UGAH-36



UGA-36D or  
UGAH-36D



UGAL-36 or  
UGAHL-36



UGAL-36D or  
UGAHL-36D



### Glo-Ray® Infrared Metal-Sheathed Strip Heaters: (pages 3-13)

1. Choose a length
2. Single or dual warmer
3. Standard, high or max watt
4. Lights or no lights
5. Voltage: 120, 208, 240 or 120/208, 120/240 for units with lights
6. Choose control option, remote installation recommended (required on some GRAM models)\*

### Glo-Ray® Infra-Black® Strip Heaters: (pages 18-20)

1. Choose a length
2. Single or dual warmer
3. Lights or no lights
4. Voltage: 120, 208, 240 or 120/208, 120/240 for units with lights
5. Choose control option, remote installation is recommended\*

### Ultra-Glo® Ceramic Strip Heaters: (pages 26-28)

1. Choose a length
2. Single or dual warmer
3. Standard or high watt
4. Lights or no lights
5. Voltage: 120, 208, 240 or 120/208, 120/240 for units with lights
6. Choose control option, remote installation is recommended\*

GRN4L-36



GRN4-36

### Glo-Ray® Narrow Halogen Strip Heaters: (page 14-15)

1. Choose a length
2. Voltage: 120
3. Includes remote control enclosure

GRN-24  
GRNH-24  
GRNM-24



### Glo-Ray® Narrow Infrared Strip Heaters: (page 16-17)

1. Choose a length
2. Standard, high or max watt
3. Voltage: 120, 208, 240
4. Choose control option, remote installation is recommended\*

### Glo-Ray® Designer Infrared Strip Heaters: (pages 21-25)

1. Choose a length
2. Single or dual warmer
3. Standard or high watt
4. Lights or no lights
5. Voltage: 120, 208, 240 or 120/208, 120/240 for units with lights
6. Choose control option, remote installation only\*
7. Choose inset panel and corner cap color

GR2A-36  
or GR2AH-36



GR2A-36D  
or GR2AH-36D



GR2AL-36  
or GR2AHL-36



GR2AL-36D  
or GR2AHL-36D



#### Typical Conduit Connection

Glo-Ray® strip heaters come standard with right angle attached 3' conduit and 42" leads on back of unit (Narrow Strip Heater standard with 6" leads, no conduit, GR2A models exit posts only)

\* Multiple Strip Heaters may be connected to one RMB2 if the combined current draw of the warmers are less than the rating for the RMB2.



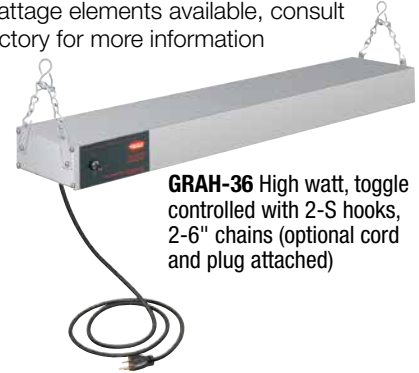
## Glo-Ray® Infrared Strip Heaters

Safely hold the temperature of your product without drying out or further cooking food with Hatco's Glo-Ray® Infrared Strip Heaters. The end result is hot, fresh food that's ready-to-serve. The continuous aluminum housing and heavy-duty mountings ensure the durability and quality of Hatco products. Heavy-duty stainless steel housings are available (see next page).

**Toggle Switch:** Max. 15 amps  
**Infinite Switch:** Max. 12.2 amps

- Ensures maximum flavor, safety and holding time
- Even heat distribution – no “cold spots”
- Sturdy extruded aluminum housings that do not sag, from 18" to 144" (12")
- Reflector does not blacken, maintaining a consistent heat pattern
- Heavy-duty insulation minimizes heat loss
- All units single phase only
- Standard and high watt models available
- Optional sneeze guards (excludes stainless steel models)
- Available in stainless steel housing 18" to 96"
- Available with lights (shatter resistant incandescent lights or optional Halogen lights - excludes stainless steel models)

- Pre-focused heat pattern bathes entire holding surface
- Additional reflector styles and lower wattage elements available, consult factory for more information



**GRAH-36** High watt, toggle controlled with 2-S hooks, 2-6" chains (optional cord and plug attached)

### ALUMINUM STRIP HEATERS WITH CONDUIT (Standard Watt)

Model	Width	Voltage Single Phase	Watts	Ship Weight
<b>Standard Watt</b>				
GRA-18	18"	120, 208 or 240	250	7 lbs.
GRA-24	24"	120, 208 or 240	350	7 lbs.
GRA-30	30"	120, 208 or 240	450	8 lbs.
GRA-36	36"	120, 208 or 240	575	9 lbs.
GRA-42	42"	120, 208 or 240	675	11 lbs.
GRA-48	48"	120, 208 or 240	800	11 lbs.
GRA-54	54"	120, 208 or 240	925	13 lbs.
GRA-60	60"	120, 208 or 240	1050	14 lbs.
GRA-66	66"	120, 208 or 240	1160	16 lbs.
GRA-72	72"	120, 208 or 240	1275	17 lbs.
GRA-84*	84"	120, 208 or 240	1500	21 lbs.
GRA-96*	96"	120, 208 or 240	1725	23 lbs.
GRA-108	108"	120, 208 or 240	1850	24 lbs.
GRA-120	120"	120, 208 or 240	2100	26 lbs.
GRA-132	132"	120, 208 or 240	2320	30 lbs.
GRA-144	144"	120, 208 or 240	2550	33 lbs.

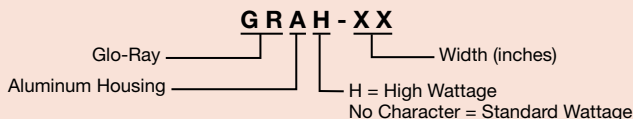
\* Does not include RMB (see page 31 and 32).  
 † When using an infinite control with 120V Models, additional switch(es) and tandem (end-to-end) elements are required, cord not available.  
 ‡ 120V Models require additional switches and tandem (end-to-end) elements.

#### All Aluminum Strip Heater Models Feature:

**Toggle Switch (Max. 15 Amps) Location:** Chef's left side (unless otherwise specified).  
**Leads:** 3' conduit with leads – server's right. NEMA 5-15P cord available on 120V Models 72" or less with C-leg, T-leg stand or chain-hook mount. GRAH-66 and GRAH-72 require NEMA 5-20P cord for Canada.  
**Dimensions:** 18"-144"W x 6"D x 2½"H.

**OPTIONS AND ACCESSORIES – PAGE 5**  
**RECOMMENDED MOUNTING HEIGHTS – PAGE 29**

ONE YEAR ON-SITE PARTS AND LABOR WARRANTY, PLUS ONE ADDITIONAL YEAR PARTS-ONLY WARRANTY ON ALL GLO-RAY® METAL-SHEATHED HEATING ELEMENTS.



### ALUMINUM STRIP HEATERS WITH CONDUIT (High Watt)

Model	Width	Voltage Single Phase	Watts	Ship Weight
<b>High Watt</b>				
GRAH-18	18"	120, 208 or 240	350	7 lbs.
GRAH-24	24"	120, 208 or 240	500	8 lbs.
GRAH-30	30"	120, 208 or 240	660	8 lbs.
GRAH-36	36"	120, 208 or 240	800	11 lbs.
GRAH-42	42"	120, 208 or 240	950	12 lbs.
GRAH-48	48"	120, 208 or 240	1100	13 lbs.
GRAH-54	54"	120, 208 or 240	1250	14 lbs.
GRAH-60	60"	120, 208 or 240	1400	16 lbs.
GRAH-66*	66"	120, 208 or 240	1560	17 lbs.
GRAH-72*	72"	120, 208 or 240	1725	18 lbs.
GRAH-84*	84"	120, 208 or 240	2050	19 lbs.
GRAH-96*	96"	120, 208 or 240	2400	21 lbs.
GRAH-108	108"	120, 208 or 240	2500	23 lbs.
GRAH-120	120"	120, 208 or 240	2800	26 lbs.
GRAH-132	132"	120, 208 or 240	3120	31 lbs.
GRAH-144	144"	120, 208 or 240	3450	48 lbs.

### ALUMINUM STRIP HEATERS WITH S HOOKS, CHAINS AND CORD AND PLUG ATTACHED



Model	Order No.	Width	Voltage Single Phase	Watts	Ship Weight
<b>Standard Watt - Toggle Controlled with S Hooks and Chain, Cord and Plug attached</b>					
GRA-24	GRA24120TCCS	24"	120	350	7 lbs.
GRA-36	GRA36120TCCS	36"	120	575	9 lbs.
GRA-48	GRA48120TCCS	48"	120	800	11 lbs.
GRA-60	GRA60120TCCS	60"	120	1050	14 lbs.
<b>High Watt - Toggle Controlled with S Hooks and Chain, Cord and Plug attached</b>					
GRAH-18	AH18120TCCS	18"	120	350	6 lbs.
GRAH-24	AH24120TCCS	24"	120	500	7 lbs.
GRAH-30	AH30120TCCS	30"	120	660	8 lbs.
GRAH-36	AH36120TCCS	36"	120	800	9 lbs.
GRAH-42	AH42120TCCS	42"	120	950	10 lbs.
GRAH-48	AH48120TCCS	48"	120	1100	11 lbs.
GRAH-60	AH60120TCCS	60"	120	1400	14 lbs.
GRAH-72*	AH72120TCCS.1	72"	120	1725	17 lbs.
<b>High Watt - Infinite Controlled with S Hooks and Chain, Cord and Plug attached</b>					
GRAH-24	AH24120ICCS	24"	120	500	7 lbs.
GRAH-36	AH36120ICCS	36"	120	800	9 lbs.
GRAH-48	AH48120ICCS	48"	120	1100	11 lbs.
GRAH-60	AH60120ICCS	60"	120	1400	14 lbs.

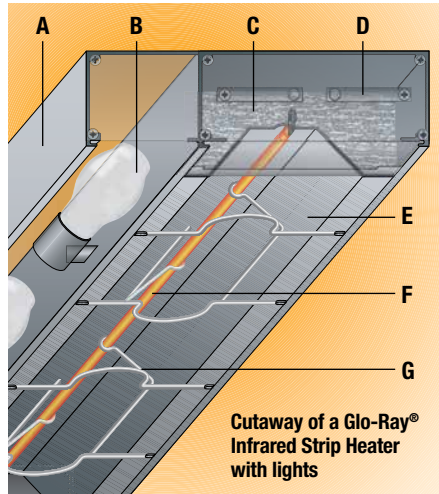
\* Not available for Canada.



# Strip Heater Solutions



**GRAHL-36** with optional sneeze guards and adjustable tubular stands



**Cutaway of a Glo-Ray® Infrared Strip Heater with lights**

- A** Stainless steel or sturdy aluminum housings that do not sag, from 18" up to 12' in 6" increments. Stainless units available in single units without lights, up to 96" in width
- B** Shatter-resistant incandescent lights (standard on GRAL/GRAHL), optional halogen bulb available
- C** Heavy-duty insulation minimizes heat loss
- D** Standard brackets are provided
- E** Aluminized reflector retains full heat intensity and directs more heat towards the edges of the holding surface
- F** Metal-sheathed heating element is guaranteed against burnout and breakage for two years
- G** Protective wire guard supports heating element without affecting heat distribution

## ALUMINUM STRIP HEATERS WITH LIGHTS

Model	Bulbs	Width	Voltage		Watts	Ship Weight
			Single Phase			
<b>Standard Watt</b>						
GRAL-18	2	18"	120, 120/208 or 120/240		370	9 lbs.
GRAL-24	2	24"	120, 120/208 or 120/240		470	10 lbs.
GRAL-30	2	30"	120, 120/208 or 120/240		570	12 lbs.
GRAL-36	3	36"	120, 120/208 or 120/240		755	13 lbs.
GRAL-42	3	42"	120, 120/208 or 120/240		855	15 lbs.
GRAL-48	4	48"	120, 120/208 or 120/240		1040	17 lbs.
GRAL-54	4	54"	120, 120/208 or 120/240		1165	19 lbs.
GRAL-60	5	60"	120, 120/208 or 120/240		1350	21 lbs.
GRAL-66	5	66"	120, 120/208 or 120/240		1460	22 lbs.
GRAL-72	6	72"	120, 120/208 or 120/240		1635	24 lbs.
GRAL-84▼	7	84"	120, 120/208 or 120/240		1920	28 lbs.
GRAL-96▼	8	96"	120, 120/208 or 120/240		2205	32 lbs.
GRAL-108	9	108"	120, 120/208 or 120/240		2390	36 lbs.
GRAL-120	10	120"	120, 120/208 or 120/240		2700	40 lbs.
GRAL-132	11	132"	120, 120/208 or 120/240		2980	44 lbs.
GRAL-144	12	144"	120, 120/208 or 120/240		3270	48 lbs.
<b>High Watt</b>						
GRAHL-18	2	18"	120, 120/208 or 120/240		470	9 lbs.
GRAHL-24	2	24"	120, 120/208 or 120/240		620	10 lbs.
GRAHL-30	2	30"	120, 120/208 or 120/240		780	12 lbs.
GRAHL-36	3	36"	120, 120/208 or 120/240		980	13 lbs.
GRAHL-42	3	42"	120, 120/208 or 120/240		1130	16 lbs.
GRAHL-48	4	48"	120, 120/208 or 120/240		1340	17 lbs.
GRAHL-54	4	54"	120, 120/208 or 120/240		1490	19 lbs.
GRAHL-60	5	60"	120, 120/208 or 120/240		1700	21 lbs.
GRAHL-66▼	5	66"	120, 120/208 or 120/240		1860	22 lbs.
GRAHL-72▼	6	72"	120, 120/208 or 120/240		2085	34 lbs.
GRAHL-84▲	7	84"	120, 120/208 or 120/240		2470	28 lbs.
GRAHL-96▲	8	96"	120, 120/208 or 120/240		2880	33 lbs.
GRAHL-108	9	108"	120, 120/208 or 120/240		3040	36 lbs.
GRAHL-120	10	120"	120, 120/208 or 120/240		3400	40 lbs.
GRAHL-132	11	132"	120, 120/208 or 120/240		3780	44 lbs.
GRAHL-144	12	144"	120, 120/208 or 120/240		4170	48 lbs.

- \* Does not include RMB (see page 31 and 32).
- ▼ When using an infinite control with 120V Models, additional switch(es) and tandem (end-to-end) elements are required, cord not available.
- ▲ 120V Models require additional switches and tandem (end-to-end) elements.

### All Aluminum Strip Heater Models with Lights Feature:

**Toggle Switch (Max. 15 Amps) Location:** Chef's left side – light side (unless otherwise specified).

**Leads:** 3' conduit with leads – server's right. NEMA 5-15P cord available on 120V Models 72" or less with C-leg, T-leg stand or hook-chain mount. GRAHL-54, GRAHL-60, GRAL-66 & GRAL-72 require NEMA 5-20P cord for Canada. GRAHL-66 & GRAHL-72 require NEMA 5-20P cord - not available for Canada.

**Dimensions:** 18"-144"W x 9"D x 2½"H.

### OPTIONS AND ACCESSORIES – PAGE 5

### RECOMMENDED MOUNTING HEIGHTS – PAGE 29

## STAINLESS STEEL STRIP HEATERS

Model	Width	Voltage		Watts	Ship Weight
		Single Phase			
<b>Standard Watt</b>					
GR-18	18"	120, 208 or 240		250	7 lbs.
GR-24	24"	120, 208 or 240		350	7 lbs.
GR-36	36"	120, 208 or 240		575	10 lbs.
GR-48	48"	120, 208 or 240		800	12 lbs.
GR-60	60"	120, 208 or 240		1050	15 lbs.
GR-72	72"	120, 208 or 240		1275	19 lbs.
GR-96*	96"	120, 208 or 240		1725	24 lbs.
<b>High Watt</b>					
GRH-18	18"	120, 208 or 240		350	7 lbs.
GRH-24	24"	120, 208 or 240		500	7 lbs.
GRH-36	36"	120, 208 or 240		800	10 lbs.
GRH-48	48"	120, 208 or 240		1100	12 lbs.
GRH-60	60"	120, 208 or 240		1400	15 lbs.
GRH-72*	72"	120, 208 or 240		1725	19 lbs.
GRH-96	96"	208 or 240		2400	24 lbs.

\*Does not include RMB (see page 4 and 4).

•Infinite not available in 120V.

### All Stainless Steel Strip Heater Models Feature:

**Toggle Switch (max. 15 Amps) Location:** Chef's left side.

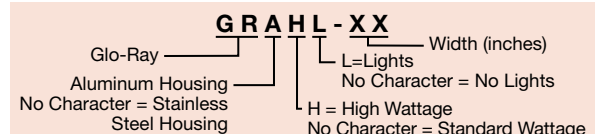
**Leads:** 3' conduit with leads – server's right. NEMA 5-15P cord available on 120 volt models 72" or less with C-leg, T-leg stand or chain-hook mount. GRH-72 requires NEMA 5-20P cord for Canada.

**Dimensions:** 18"-96"W x 6"D x 2¾"H.

**Contact factory for stainless marine applications.**

ONE YEAR ON-SITE PARTS AND LABOR WARRANTY, PLUS ONE ADDITIONAL YEAR PARTS-ONLY WARRANTY ON ALL GLO-RAY® METAL-SHEATHED HEATING ELEMENTS.

STAINLESS STEEL MODELS ARE NOT AVAILABLE WITH LIGHTS, SNEEZE GUARDS OR AS DUAL OR TANDEM UNITS.





**GRAHL-48**  
with optional  
sneeze guard

**OPTIONS** (available at time of purchase only)

**Designer Colors, Aluminum Models 18"-144" – Non-standard colors are non-returnable – Clear Anodized Standard –**

<b>COLOR-6</b>	6" Housing for GRA and GRAH Models							
<b>COLOR-9</b>	9" Housing for GRAL and GRAHL Models							
	<b>RED</b>	Warm Red	<b>GRAY</b>	Gray Granite	<b>NAVY</b>	Navy Blue	<b>COPPER</b>	Antique Copper
	<b>BLACK</b>	Black	<b>WHITE</b>	White Granite	<b>GREEN</b>	Hunter Green		

**Gloss Finishes, Aluminum Models 18"-144" – Non-standard colors are non-returnable – Clear Anodized Standard –**

<b>GLOSS-6</b>	6" Housing for GRA and GRAH Models (select color)							
<b>GLOSS-9</b>	9" Housing for GRAL and GRAHL Models (select color)							
	<b>RRED</b>	Radiant Red	<b>GGRAY</b>	Glossy Gray	<b>BBLACK</b>	Bold Black		
	<b>GGOLD</b>	Gleaming Gold	<b>BBLUE</b>	Brilliant Blue				

<b>IND. LGT</b>	Indicator Light (Remote Control only on all Tandem Element units)							
-----------------	---	--	--	--	--	--	--	--

**Leads (extended beyond standard 3' Conduit – must specify Lead length) –**

<b>LEADS5</b>	1'-5'	Extended Electrical Leads
<b>LEADS10</b>	6'-10'	Extended Electrical Leads
<b>LEADS15</b>	11'-15'	Extended Electrical Leads
<b>LEADS20</b>	16'-20'	Extended Electrical Leads

<b>9.375BP1</b>	9 3/8" Sneeze Guard – one side (Aluminum Models only)	
<b>9.375BP2</b>	9 3/8" Sneeze Guard – two sides (Aluminum Models only)	
<b>14BP1</b>	14" Sneeze Guard – one side (Aluminum Models only)	
<b>14BP2</b>	14" Sneeze Guard – two sides (Aluminum Models only)	
<b>HAL</b>	Halogen Bulb in lieu of standard Display Light (60 Watt – Aluminum Models only)	
<b>NO BULB</b>	No Bulb Option (GRAL, GRAHL Models only)	
<b>LIGHTS-ADD'L</b>	Extra Lamps – installed (max. two per ft. less one – one per foot is standard). Must be ordered with Remote Switches only (Aluminum Models only)	
<b>3 ANEAL REFL</b>	Bright Annealed Reflector for Lights (Aluminum Models only)	
<b>NO CONTROL</b>	No Control included (GRA, GRAH, GRAL, GRAHL, GR, GRH Models only) Requires selection of RMB2-xx Control	<b>See page 31</b>
<b>BLT INF</b>	Infinite Control Built-In in lieu of Toggle (max. 12.2 Amps). Remote installation recommended	
<b>REM INF</b>	Remote Infinite Switches in lieu of Toggle (max. 12.2 Amps)	
<b>REM TOG</b>	Remote Toggle Switches (max. 15 Amps)	
<b>RMB</b>	Remote Box (available in Designer Colors or Gloss Finishes) – Non-standard colors are non-returnable –	<b>See page 31 and 32</b>
<b>ATL</b>	Adjustable Tubular Stands 10"-14" (not available in Designer Colors). Not available with Cord	
<b>NTL-10, 12</b>	Non-Adjustable Tubular Stands (specify 10" or 12" clearance). Not available with Cord	
<b>NTL-14, 16</b>	Non-Adjustable Tubular Stands (specify 14" or 16" clearance). Not available with Cord	
<b>NTL-PAINT</b>	Designer Color or Gloss Finish for Non-Adjustable Tubular Stands – Non-standard colors are non-returnable –	
<b>CL-LOW</b>	C-Leg Stands standard watt – 10" clearance (for Models up to 72" wide). Only available with Cord	
<b>CL-HIGH</b>	C-Leg Stands high watt – 13 1/2" clearance (for Models up to 72" wide). Only available with Cord	
<b>TL-10</b>	T-Leg Stands 10" clearance (for standard watt Models only up to 72" wide). Only available with Cord	
<b>TL-13</b>	T-Leg Stands 13 1/2" clearance (for Models up to 72" wide). Only available with Cord	
<b>TL-16</b>	T-Leg Stands 16" clearance (for Models up to 72" wide). Only available with Cord	
<b>TL-18</b>	T-Leg Stands 18" clearance (for Models up to 72" wide). Only available with Cord	
<b>CAP</b>	Attached 6' Cord and Plug Set (120V only) on Models up to 72" wide requires standard Chain Mount Kit (two S Hooks with two 6" Lengths of Chain) or add optional C-Leg Stands or T-Leg Stands (see specific Model for plug configuration)	
<b>CHAIN-HOOK</b>	Two S Hooks with two 6" Lengths of Chain	

**ACCESSORIES** (available for purchase at any time)

<b>ADJ-ANGLE</b>	Adjustable Angle Brackets (see page 30 for illustration – GRA, GRAH Models only)	
<b>GR-ANGLE</b>	Adjustable Angle Brackets (see page 30 for illustration – GR Models only)	
<b>CHAIN 1</b>	Chain Suspension	

**Chef LED 120V Adjustable Bulb – GRAL, GRAHL Models only, all voltages –**

Please contact your local representative or the factory for the most up-to-date listing of installations and applicable Models –

<b>CLED-2700-120</b>	Emulates incandescent	<b>CLED-3000-120</b>	Emulates halogen	<b>CLED-4000-120</b>	Emulates fluorescent
----------------------	-----------------------	----------------------	------------------	----------------------	----------------------

**COLORS AND FINISHES – PAGE 33**



**CLED-2700, -3000  
or -4000**



## Glo-Ray® Dual Infrared Strip Heaters

Create a deeper holding area with Glo-Ray® Aluminum Dual Infrared Strip Heaters mounted side-by-side, keeping hot food at optimum serving temperatures. The pre-focused heat pattern directs heat from a metal-sheathed element across the entire holding surface. The continuous aluminum housing and heavy-duty mountings ensure the durability and quality of Hatco products.

**Toggle Switch:** Max. 15 amps  
**Infinite Switch:** Max. 12.2 amps

- Ensures maximum flavor, safety and holding time
- Provides even heat distribution – no “cold spots”
- Sturdy extruded aluminum housings that do not sag, from 18" to 144" (12')
- Reflector does not blacken, maintaining a consistent heat pattern
- Protective wire guard supports heating element without affecting heat distribution
- 3" or 6" spacer available
- Heavy-duty insulation minimizes heat loss
- Additional reflector styles and lower wattage elements available, consult factory for more information



**GRAH-72D** with optional *Designer* color, 6" spacer and tandem elements

**GRA-36D** with 3" spacer

### ALUMINUM DUAL STRIP HEATERS

Model	Width	Voltage		Watts	Ship Weight
		Single Phase			
<b>Standard Watt</b>					
GRA-18D	18"	120, 208 or 240		500	14 lbs.
GRA-24D	24"	120, 208 or 240		700	16 lbs.
GRA-30D	30"	120, 208 or 240		900	18 lbs.
GRA-36D	36"	120, 208 or 240		1150	19 lbs.
GRA-42D	42"	120, 208 or 240		1350	23 lbs.
GRA-48D	48"	120, 208 or 240		1600	27 lbs.
GRA-54D	54"	120, 208 or 240		1850	30 lbs.
GRA-60D	60"	120, 208 or 240		2100	35 lbs.
GRA-66D	66"	120, 208 or 240		2320	36 lbs.
GRA-72D	72"	120, 208 or 240		2550	40 lbs.
GRA-84D <sup>▼</sup>	84"	120, 208 or 240		3000	50 lbs.
GRA-96D <sup>▼</sup>	96"	120, 208 or 240		3450	52 lbs.
GRA-108D	108"	120, 208 or 240		3700	59 lbs.
GRA-120D	120"	120, 208 or 240		4200	66 lbs.
GRA-132D	132"	120, 208 or 240		4640	73 lbs.
GRA-144D	144"	120, 208 or 240		5100	80 lbs.
<b>High Watt</b>					
GRAH-18D	18"	120, 208 or 240		700	14 lbs.
GRAH-24D	24"	120, 208 or 240		1000	16 lbs.
GRAH-30D	30"	120, 208 or 240		1320	18 lbs.
GRAH-36D	36"	120, 208 or 240		1600	19 lbs.
GRAH-42D	42"	120, 208 or 240		1900	23 lbs.
GRAH-48D	48"	120, 208 or 240		2200	27 lbs.
GRAH-54D	54"	120, 208 or 240		2500	30 lbs.
GRAH-60D	60"	120, 208 or 240		2800	35 lbs.
GRAH-66D <sup>▼</sup>	66"	120, 208 or 240		3120	36 lbs.
GRAH-72D <sup>▼</sup>	72"	120, 208 or 240		3450	40 lbs.
GRAH-84D <sup>▲</sup>	84"	120, 208 or 240		4100	50 lbs.
GRAH-96D <sup>▲</sup>	96"	120, 208 or 240		4800	52 lbs.
GRAH-108D	108"	120, 208 or 240		5000	59 lbs.
GRAH-120D	120"	120, 208 or 240		5600	66 lbs.
GRAH-132D	132"	208 or 240		6240	73 lbs.
GRAH-144D	144"	208 or 240		6900	80 lbs.

\* Does not include RMB (see page 31 and 32).

▲ 120V Models require additional switches and tandem (end-to-end) elements.

▼ When using an infinite control with 120V Models, additional switch(es) and tandem (end-to-end) elements are required.

#### All Aluminum Dual Strip Heater Models Feature:

**Toggle Switch (Max. 15 Amps) Location:** Chef's left side (unless otherwise specified).

**Leads:** 3' conduit with leads – server's right.

**Dimensions: with 3" Spacer (standard):** 18"-144"W x 15"D x 2½"H.

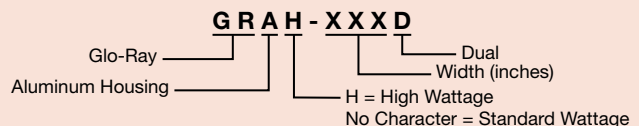
**with 6" Spacer:** 18"-144"W x 18"D x 2½"H.

**OPTIONS AND ACCESSORIES – PAGE 6**

**RECOMMENDED MOUNTING HEIGHTS – PAGE 29**

**NOTE:** 120V models may require additional switches.

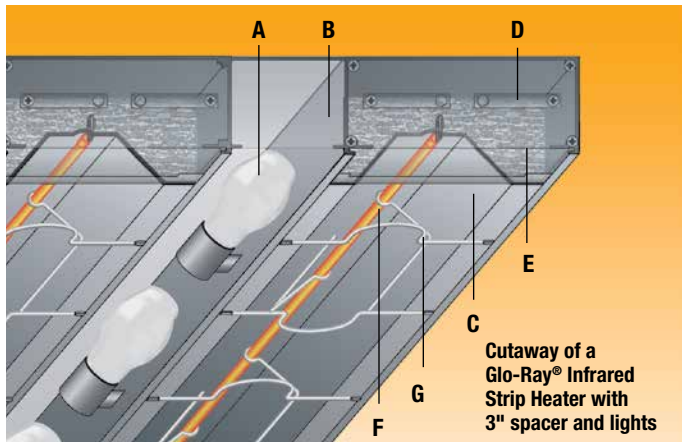
ONE YEAR ON-SITE PARTS AND LABOR WARRANTY, PLUS ONE ADDITIONAL YEAR PARTS-ONLY WARRANTY ON ALL GLO-RAY® METAL-SHEATHED HEATING ELEMENTS.





**Glo-Ray® Dual Infrared Strip Heaters *continued***

- A** Shown with optional lights (shatter-resistant incandescent lights or halogen bulbs available)
- B** Sturdy extruded aluminum housings that do not sag, from 18" up to 144" (12')
- C** Reflector does not blacken, maintaining a consistent heat pattern
- D** Standard hanger tab is provided for under shelf or chain installation
- E** Heavy-duty insulation minimizes heat loss
- F** Metal-sheathed heating element is guaranteed against burnout and breakage for two years
- G** Protective wire guard supports heating element without affecting heat distribution



**Toggle Switch:** Max. 15 amps  
**Infinite Switch:** Max. 12.2 amps

**ALUMINUM DUAL STRIP HEATERS WITH LIGHTS**

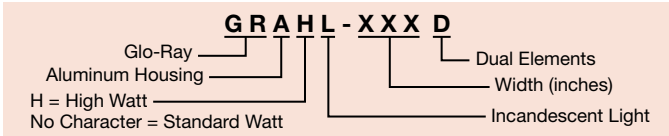
Model	Bulbs	Width	Voltage Single Phase	Watts	Ship Weight
<b>Standard Watt</b>					
GRAL-18D	2	18"	120, 120/208 or 120/240	620	14 lbs.
GRAL-24D	2	24"	120, 120/208 or 120/240	820	16 lbs.
GRAL-30D	2	30"	120, 120/208 or 120/240	1020	19 lbs.
GRAL-36D	3	36"	120, 120/208 or 120/240	1330	22 lbs.
GRAL-42D	3	42"	120, 120/208 or 120/240	1530	25 lbs.
GRAL-48D	4	48"	120, 120/208 or 120/240	1840	29 lbs.
GRAL-54D	4	54"	120, 120/208 or 120/240	2090	33 lbs.
GRAL-60D	5	60"	120, 120/208 or 120/240	2400	37 lbs.
GRAL-66D	5	66"	120, 120/208 or 120/240	2620	39 lbs.
GRAL-72D	6	72"	120, 120/208 or 120/240	2910	42 lbs.
GRAL-84D▼	7	84"	120, 120/208 or 120/240	3420	47 lbs.
GRAL-96D▼	8	96"	120, 120/208 or 120/240	3930	56 lbs.
GRAL-108D	9	108"	120, 120/208 or 120/240	4240	64 lbs.
GRAL-120D	10	120"	120, 120/208 or 120/240	4800	72 lbs.
GRAL-132D	11	132"	120, 120/208 or 120/240	5300	79 lbs.
GRAL-144D	12	144"	120, 120/208 or 120/240	5820	86 lbs.
<b>High Watt</b>					
GRAHL-18D	2	18"	120, 120/208 or 120/240	820	14 lbs.
GRAHL-24D	2	24"	120, 120/208 or 120/240	1120	16 lbs.
GRAHL-30D	2	30"	120, 120/208 or 120/240	1440	19 lbs.
GRAHL-36D	3	36"	120, 120/208 or 120/240	1780	22 lbs.
GRAHL-42D	3	42"	120, 120/208 or 120/240	2080	25 lbs.
GRAHL-48D	4	48"	120, 120/208 or 120/240	2440	29 lbs.
GRAHL-54D	4	54"	120, 120/208 or 120/240	2740	33 lbs.
GRAHL-60D	5	60"	120, 120/208 or 120/240	3100	37 lbs.
GRAHL-66D▼	5	66"	120, 120/208 or 120/240	3420	39 lbs.
GRAHL-72D▼	6	72"	120, 120/208 or 120/240	3810	42 lbs.
GRAHL-84D▲	7	84"	120, 120/208 or 120/240	4520	47 lbs.
GRAHL-96D▲	8	96"	120, 120/208 or 120/240	5280	56 lbs.
GRAHL-108D▲	9	108"	120, 120/208 or 120/240	5540	64 lbs.
GRAHL-120D▲	10	120"	120, 120/208 or 120/240	6200	72 lbs.
GRAHL-132D▲	11	132"	120/208 or 120/240	6900	79 lbs.
GRAHL-144D▲	12	144"	120/208 or 120/240	7620	86 lbs.

\* Does not include RMB (see page 31 and 32).  
 ▼ When using an infinite control with 120V Models, additional switch(es) and tandem (end-to-end) elements required.  
 ▲ 120V Models require additional switches (remote only) and tandem (end-to-end) elements.  
 ▸ Available with RMB or remote switch only.

**All Aluminum Dual Strip Heater Models with Lights Feature:**  
 Toggle Switch (Max. 15 Amps) Location: Chef's left side (unless otherwise specified).  
 Leads: 3' conduit with leads – server's right.  
 Dimensions: with 3" Spacer (standard): 15"D x 2½"H.  
 with 6" Spacer: 18"D x 2½"H.

ONE YEAR ON-SITE PARTS AND LABOR WARRANTY, PLUS ONE ADDITIONAL YEAR PARTS-ONLY WARRANTY ON ALL GLO-RAY® METAL-SHEATHED HEATING ELEMENTS.

**OPTIONS AND ACCESSORIES – PAGE 7**  
**RECOMMENDED MOUNTING HEIGHTS – PAGE 29**





A series of **GRAH-60D** models

### OPTIONS (available at time of purchase only)

**Designer Colors, Aluminum Models 18"-144" – Non-standard colors are non-returnable – Clear Anodized Standard –**  
**COLOR-15, -18** 15" and 18" Housings for GRA, GRAH, GRAL and GRAHL Dual Models

<b>RED</b>	Warm Red	<b>GRAY</b>	Gray Granite	<b>NAVY</b>	Navy Blue	<b>COPPER</b>	Antique Copper
<b>BLACK</b>	Black	<b>WHITE</b>	White Granite	<b>GREEN</b>	Hunter Green		

**Gloss Finishes, Aluminum Models 18"-144" – Non-standard colors are non-returnable – Clear Anodized Standard –**  
**GLOSS-15, -18** 15" and 18" Housings for GRA, GRAH, GRAL and GRAHL Dual Models

<b>RRED</b>	Radiant Red	<b>GGRAY</b>	Glossy Gray	<b>BBLACK</b>	Bold Black
<b>GGOLD</b>	Gleaming Gold	<b>BBLUE</b>	Brilliant Blue		

**IND. LGT** Indicator Light (remote only)

**Leads (extended beyond standard 3' Conduit – must specify Lead length) –**

<b>LEADS5</b>	1'-5'	Extended Electrical Leads
<b>LEADS10</b>	6'-10'	Extended Electrical Leads
<b>LEADS15</b>	11'-15'	Extended Electrical Leads
<b>LEADS20</b>	16'-20'	Extended Electrical Leads

**9.375BP1** 9<sup>3</sup>/<sub>8</sub>" Sneeze Guard – one side

**9.375BP2** 9<sup>3</sup>/<sub>8</sub>" Sneeze Guard – two sides

**14BP1** 14" Sneeze Guard – one side

**14BP2** 14" Sneeze Guard – two sides

**HAL** Halogen Bulb in lieu of standard Display Light (60 Watt)

**NO BULB** No Bulb Option (GRAL-xxD, GRAHL-xxD Models only)

**LIGHTS-ADD'L** Extra Lamps – installed (max. two per ft. less one – one per foot is standard)

**3 ANEAL REFL** Bright Annealed Reflector for Lights with 3" Spacer

**6 ANEAL REFL** Bright Annealed Reflector for Lights with 6" Spacer

**NO CONTROL** No Control included (GRA, GRAH, GRAL, GRAHL-xxD Models only). Requires selection of RMB2-xx Control

See page 31

**REM INF** Remote Infinite Switches (max. 12.2 Amps)

**REM TOG** Remote Toggle Switches (max. 15 Amps)

**RMB** Remote Box (available in Designer Colors or Gloss Finishes) – Non-standard colors are non-returnable –

See page 31 and 32

**ATL-D** Adjustable Tubular Stands 10"-14" (not available in Designer Colors)

**NTL-10-D, 12-D** Non-Adjustable Tubular Stands (specify 10" or 12" clearance)

**NTL-14-D, 16 -D** Non-Adjustable Tubular Stands (specify 14" or 16" clearance)

**NTL-PAINT-D** Designer Color or Gloss Finish for Non-Adjustable Tubular Stands – Non-standard colors are non-returnable –

### ACCESSORIES (available for purchase at any time)

**ADJ ANGLE-D** Adjustable Angle Brackets (see page 30 for illustration)

**CHAIN 1** Chain Suspension (see page 30 for illustration)

**Chef LED 120V Adjustable Bulb – GRAL-xxD Models only, all voltages –**

Please contact your local representative or the factory for the most up to date listing of installations and applicable Models –

<b>CLED-2700-120</b>	Emulates incandescent	<b>CLED-3000-120</b>	Emulates halogen	<b>CLED-4000-120</b>	Emulates fluorescent
----------------------	-----------------------	----------------------	------------------	----------------------	----------------------

### COLORS AND FINISHES – PAGE 33



**CLED-2700, -3000 or -4000**



## Glo-Ray® Max Watt Infrared Strip Heaters

Safely hold the temperature of your product without drying out or further cooking food with Hatco's Glo-Ray® Max Watt Infrared Strip Heaters. The end result is hot, fresh food that's ready-to-serve. The continuous aluminum housing and heavy-duty mountings ensure the durability and quality of Hatco products.

- Features 25% greater wattage output than Glo-Ray high watt by comparison with single units varying in watts from 450 to 4150 watts; and units with lights varying from 570 to 4870 watts
- Sturdy extruded aluminum housings that do not sag, from 18" to 72" in 6" increments and 84" to 144" in 12" increments
- Protective wire guards under heating element
- Heavy-duty insulation minimizes heat loss
- Available options include an electronic infinite control with relay in a remote control enclosure
- Shatter-resistant incandescent lights (standard on GRAML models) enhance product display while safeguarding food products from bulb breakage. An optional halogen bulb may be used in lieu of incandescents
- Additional reflector styles available, consult factory for more information



GRAM-36



GRAML-36 with shatter-resistant incandescent lights and standard angle brackets

### ALUMINUM MAX WATT INFRARED STRIP HEATERS

Model	Width	Voltage Single Phase	Watts	Ship Weight*
<b>Max Watt</b>				
GRAM-18	18"	120, 208 or 240	450	6 lbs.
GRAM-24	24"	120, 208 or 240	650	7 lbs.
GRAM-30	30"	120, 208 or 240	825	8 lbs.
GRAM-36	36"	120, 208 or 240	1000	9 lbs.
GRAM-42	42"	120, 208 or 240	1175	10 lbs.
GRAM-48	48"	120, 208 or 240	1300	11 lbs.
GRAM-54	54"	120, 208 or 240	1500	13 lbs.
GRAM-60	60"	120, 208 or 240	1700	14 lbs.
GRAM-66 <sup>▲</sup>	66"	120, 208 or 240	1875	16 lbs.
GRAM-72 <sup>▲</sup>	72"	120, 208 or 240	2075	17 lbs.
GRAM-84 <sup>▲</sup>	84"	120, 208 or 240	2400	19 lbs.
GRAM-96 <sup>▲</sup>	96"	120, 208 or 240	2675	21 lbs.
GRAM-108 <sup>▶</sup>	108"	208 or 240	3000	23 lbs.
GRAM-120 <sup>▶</sup>	120"	208 or 240	3400	26 lbs.
GRAM-132 <sup>▶</sup>	132"	208 or 240	3750	30 lbs.
GRAM-144 <sup>▶</sup>	144"	208 or 240	4150	33 lbs.

\* Includes Remote Control Enclosure with toggle switch(es) and indicator light(s) or attached Control Enclosure with toggle switch(es) except as noted.

▶ Available with Remote Control Enclosure only.

◊ Add 2-8 lbs. depending on RMB.

▼ Electronic infinite control with 120V Models requires additional switch(es) and tandem (end-to-end) elements, cord not available.

▲ 120V Models require additional switches and tandem (end-to-end) elements.

▶ 120V Models available with RMB (GRAM-66, -72, -84, -96 only).

#### All Aluminum Max Watt Infrared Strip Heater Models Feature:

**Includes:** Angle brackets and attached or Remote Control Enclosure

**Voltage:** 120, 208 or 240, single phase only.

**Leads:** 3' conduit with leads – server's right.

**Dimensions:** 18"-144"W x 6"D x 2½"H.

### ALUMINUM MAX WATT INFRARED STRIP HEATERS WITH LIGHTS

Model	Bulbs	Width	Voltage Single Phase	Watts	Ship Weight*
<b>Max Watt</b>					
GRAML-18	2	18"	120, 120/208 or 120/240	570	9 lbs.
GRAML-24	2	24"	120, 120/208 or 120/240	770	10 lbs.
GRAML-30	2	30"	120, 120/208 or 120/240	945	11 lbs.
GRAML-36	3	36"	120, 120/208 or 120/240	1180	13 lbs.
GRAML-42	3	42"	120, 120/208 or 120/240	1355	15 lbs.
GRAML-48	4	48"	120, 120/208 or 120/240	1540	17 lbs.
GRAML-54	4	54"	120, 120/208 or 120/240	1740	19 lbs.
GRAML-60 <sup>▲</sup>	5	60"	120, 120/208 or 120/240	2000	21 lbs.
GRAML-66 <sup>▲</sup>	5	66"	120, 120/208 or 120/240	2175	22 lbs.
GRAML-72 <sup>▲</sup>	6	72"	120, 120/208 or 120/240	2435	24 lbs.
GRAML-84 <sup>▲</sup>	7	84"	120, 120/208 or 120/240	2820	28 lbs.
GRAML-96 <sup>▲</sup>	8	96"	120, 120/208 or 120/240	3155	32 lbs.
GRAML-108 <sup>▶</sup>	9	108"	120/208 or 120/240	3540	36 lbs.
GRAML-120 <sup>▶</sup>	10	120"	120/208 or 120/240	4000	40 lbs.
GRAML-132 <sup>▶</sup>	11	132"	120/208 or 120/240	4410	44 lbs.
GRAML-144 <sup>▶</sup>	12	144"	120/208 or 120/240	4870	48 lbs.

\* Includes Remote Control Enclosure with toggle switch(es) and indicator light(s) or Attached Control Enclosure with toggle switch(es) except as noted.

▶ Available with Remote Control Enclosure only.

◊ Add 2-8 lbs. depending on RMB.

▼ Electronic infinite control with 120V Models requires additional switch(es) and tandem (end-to-end) elements, cord not available.

▲ 120V Models require additional switch(es) and tandem (end-to-end) elements.

▶ 120V Models available with RMB (GRAML-60, -66, -72, -84 only).

#### All Aluminum Max Watt Infrared Strip Heater Models with Lights Feature:

**Includes:** Angle brackets and attached or Remote Control Enclosure

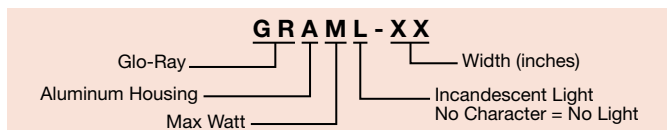
**Voltage:** 120, 120/208 or 120/240, single phase only.

**Leads:** 3' conduit with leads – server's right.

**Dimensions:** 18"-144"W x 9"D x 2½"H.

### OPTIONS AND ACCESSORIES – PAGE 9

### RECOMMENDED MOUNTING HEIGHTS – PAGE 29



ONE YEAR ON-SITE PARTS AND LABOR WARRANTY, PLUS ONE ADDITIONAL YEAR PARTS-ONLY WARRANTY ON ALL GLO-RAY® METAL-SHEATHED HEATING ELEMENTS.



**GRAML-48**  
with standard  
angle brackets

**OPTIONS** (available at time of purchase only)

**Designer Colors, Aluminum Models 18"-144" – Non-standard colors are non-returnable –**

<b>COLOR-6</b>	6" Housing for GRAM Models				
<b>COLOR-9</b>	9" Housing for GRAML Models				
<b>RMB-COLOR</b>	Remote Control Housing in <i>Designer Colors</i>				
	<b>RED</b> Warm Red	<b>GRAY</b> Gray Granite	<b>NAVY</b> Navy Blue	<b>COPPER</b> Antique Copper	
	<b>BLACK</b> Black	<b>WHITE</b> White Granite	<b>GREEN</b> Hunter Green		

**Gloss Finishes, Aluminum Models 18"-144" – Non-standard colors are non-returnable –**

<b>GLOSS-6</b>	6" Housing for GRAM Models				
<b>GLOSS-9</b>	9" Housing for GRAML Models				
<b>RMB-GLOSS</b>	Remote Control Housing in Gloss Finishes				
	<b>RRED</b> Radiant Red	<b>GGRAY</b> Glossy Gray	<b>BBLACK</b> Bold Black		
	<b>GGOLD</b> Gleaming Gold	<b>BBLUE</b> Brilliant Blue			

**Leads (extended beyond standard 3' Conduit – must specify Lead length) –**

<b>HTLEADS5</b>	1'-5' Extended Electrical Leads
<b>HTLEADS10</b>	6'-10' Extended Electrical Leads
<b>HTLEADS15</b>	11'-15' Extended Electrical Leads
<b>HTLEADS20</b>	16'-20' Extended Electrical Leads
<b>3 ANEAL REFL</b>	Bright Annealed Reflector for Lights with 3" Spacer
<b>RMB-GRAM-INF</b>	Remote Control Enclosure with Toggle Control Switch, Electronic Infinite Control, Relay and Indicator Light in lieu of standard Remote Control Box
<b>NTL-14, -16</b>	Non-Adjustable Tubular Stands (specify 14" or 16" clearance)
<b>NTL-18, -20</b>	Non-Adjustable Tubular Stands (specify 18" or 20" clearance)
<b>NTL-22, -24</b>	Non-Adjustable Tubular Stands (specify 22" or 24" clearance)
<b>NTL-PAINT</b>	<i>Designer Color</i> or Gloss Finish for Non-Adjustable Tubular Stands (one pair) – Non-standard colors are non-returnable –
<b>CAP</b>	Attached 6' Cord and Plug Set (120V only) on Models up to 48" requires standard Chain Mount Kit (two S Hooks with two 6" Lengths of Chain)
<b>CHAIN-HOOK</b>	Two S Hooks with two 6" Lengths of Chain
<b>HAL</b>	Halogen Bulb in lieu of Incandescent Display Light (60 Watt)
<b>NO BULB</b>	No Bulb Option (GRAML Models only)

**ACCESSORIES** (available for purchase at any time)

<b>CHAIN 1</b>	Chain Suspension
----------------	------------------

**COLORS AND FINISHES – PAGE 33**

## Glo-Ray® Max Watt Dual Infrared Strip Heaters

Create a deeper holding area with Glo-Ray® Max Watt Dual Aluminum Infrared Strip Heaters mounted side-by-side, keeping hot food at optimum serving temperatures. The pre-focused heat pattern directs heat from a metal-sheathed element, bathing the entire holding surface. The continuous aluminum housing and heavy-duty mountings ensure the durability and quality of Hatco products.

- Features 25% greater wattage output than Glo-Ray high watt by comparison with dual units varying in wattage from 900 to 8300 watts; and units with lights varying from 1020 to 9020 watts
- Sturdy extruded aluminum housings that do not sag, from 18" to 72" in 6" increments and 84" to 144" in 12" increments
- Reinforced wire guard provides operator safety without affecting heat distribution
- 3" or 6" spacer available
- Heavy-duty insulation minimizes heat loss
- Shatter-resistant incandescent lights (standard on GRAML models) enhance product display while safeguarding food products from bulb breakage. An optional halogen bulb may be used in lieu of incandescents
- Additional reflector styles available, consult factory for more information



**GRAM-36D**  
with 3" spacer

### ALUMINUM MAX WATT DUAL STRIP HEATERS

Model	Width	Voltage Single Phase	Watts	Ship Weight*
<b>Max Watt</b>				
GRAM-18D	18"	120, 208 or 240	900	14 lbs.
GRAM-24D	24"	120, 208 or 240	1300	16 lbs.
GRAM-30D	30"	120, 208 or 240	1650	18 lbs.
GRAM-36D	36"	120, 208 or 240	2000	21 lbs.
GRAM-42D	42"	120, 208 or 240	2350	24 lbs.
GRAM-48D	48"	120, 208 or 240	2600	27 lbs.
GRAM-54D	54"	120, 208 or 240	3000	30 lbs.
GRAM-60D	60"	120, 208 or 240	3400	34 lbs.
GRAM-66D <sup>▲</sup>	66"	120, 208 or 240	3750	37 lbs.
GRAM-72D <sup>▲</sup>	72"	120, 208 or 240	4150	41 lbs.
GRAM-84D <sup>▲</sup>	84"	120, 208 or 240	4800	44 lbs.
GRAM-96D <sup>▼▲</sup>	96"	120, 208 or 240	5350	52 lbs.
GRAM-108D	108"	208 or 240	6000	59 lbs.
GRAM-120D	120"	208 or 240	6800	66 lbs.
GRAM-132D	132"	208 or 240	7500	73 lbs.
GRAM-144D	144"	208 or 240	8300	80 lbs.

\* Includes Remote Control enclosure with toggle switch(es) and indicator light(s).

◊ Add 2-8 lbs. depending on RMB.

▲ 120V Models require additional switches and tandem (end-to-end) elements.

▼ When using an infinite control with 120V Models, additional switch(es) and tandem (end-to-end) elements are required.

#### All Aluminum Max Watt Dual Strip Heater Models Feature:

**Includes:** Angle brackets and Remote Control Enclosure.

**Voltage:** 120, 208 or 240, single phase only.

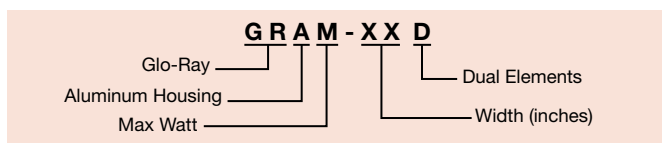
**Leads:** 3' conduit with leads – server's right.

**Dimensions:** with 3" Spacer (standard): 18"-144"W x 15"D x 2½"H.

with 6" Spacer: 18"-144"W x 18"D x 2½"H.

#### OPTIONS AND ACCESSORIES – PAGE 13

#### RECOMMENDED MOUNTING HEIGHTS – PAGE 29

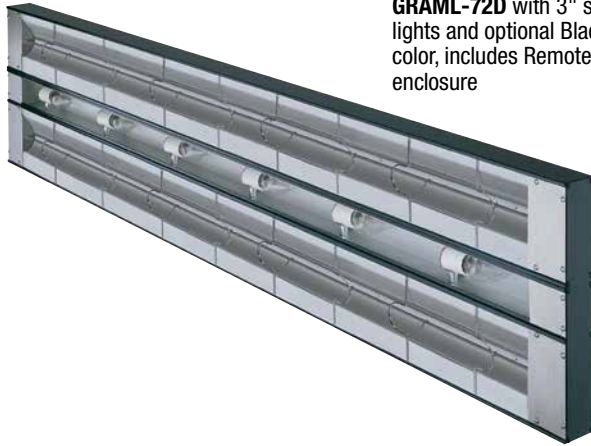


ONE YEAR ON-SITE PARTS AND LABOR WARRANTY, PLUS ONE ADDITIONAL YEAR PARTS-ONLY WARRANTY ON ALL GLO-RAY® METAL-SHEATHED HEATING ELEMENTS.





# Strip Heater Solutions



**GRAML-72D** with 3" spacer and lights and optional Black *Designer* color, includes Remote Control enclosure

## ALUMINUM MAX WATT DUAL STRIP HEATERS WITH LIGHTS

Model	Bulbs	Width	Voltage	Watts	Ship Weight <sup>◇</sup>
			Single Phase		
<b>Max Watt</b>					
GRAML-18D	2	18"	120, 120/208 or 120/240	1020	14 lbs.
GRAML-24D	2	24"	120, 120/208 or 120/240	1420	16 lbs.
GRAML-30D	2	30"	120, 120/208 or 120/240	1770	19 lbs.
GRAML-36D	3	36"	120, 120/208 or 120/240	2180	22 lbs.
GRAML-42D	3	42"	120, 120/208 or 120/240	2530	25 lbs.
GRAML-48D	4	48"	120, 120/208 or 120/240	2840	29 lbs.
GRAML-54D	4	54"	120/208 or 120/240	3240	34 lbs.
GRAML-60D	5	60"	120/208 or 120/240	3700	37 lbs.
GRAML-66D <sup>▲</sup>	5	66"	120/208 or 120/240	4050	40 lbs.
GRAML-72D <sup>▲</sup>	6	72"	120/208 or 120/240	4510	42 lbs.
GRAML-84D <sup>▲</sup>	7	84"	120/208 or 120/240	5220	47 lbs.
GRAML-96D <sup>▼▲</sup>	8	96"	120/208 or 120/240	5830	56 lbs.
GRAML-108D <sup>▶</sup>	9	108"	120/208 or 120/240	6540	64 lbs.
GRAML-120D <sup>▶</sup>	10	120"	120/208 or 120/240	7400	72 lbs.
GRAML-132D <sup>▶</sup>	11	132"	120/208 or 120/240	8160	79 lbs.
GRAML-144D <sup>▶</sup>	12	144"	120/208 or 120/240	9020	86 lbs.

- \* Includes Remote Control Enclosure with toggle switch(es) and indicator light(s).
- ▶ Available with Remote Control Enclosure, RMB-GRAM-INF only, see page 13.
- ◇ Add 2-8 lbs. depending on RMB.
- ▲ 120V Models require additional switches and tandem (end-to-end) elements.
- ▼ When using an infinite control with 120V Models, additional switch(es) and tandem (end-to-end) elements are required.

**Note:** Other control options available, consult factory.

### All Aluminum Max Watt Dual Strip Heater with Models with Lights Feature:

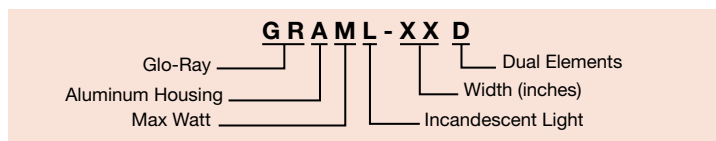
**Includes:** Angle brackets and Remote Control Enclosure.

**Voltage:** 120, 120/208 or 120/240, single phase only.

**Leads:** 3' conduit with leads – server's right.

**Dimensions:** with 3" Spacer (standard): 15"D x 2½"H.  
with 6" Spacer: 18"D x 2½"H.

**OPTIONS AND ACCESSORIES – PAGE 13**  
**RECOMMENDED MOUNTING HEIGHTS – PAGE 29**



ONE YEAR ON-SITE PARTS AND LABOR WARRANTY, PLUS ONE ADDITIONAL YEAR PARTS-ONLY WARRANTY ON ALL GLO-RAY® METAL-SHEATHED HEATING ELEMENTS.

GRAML-60D with optional non-adjustable tubular stands



**OPTIONS** (available at time of purchase only)

**Designer Colors, Aluminum Models 18"-144" – Non-standard colors are non-returnable –**

<b>COLOR-15, -18</b>	15" and 18" Housings for GRAM and GRAML Dual Models						
<b>RMB-COLOR</b>	Remote Control Housing in Designer Colors						
<b>RED</b>	Warm Red	<b>GRAY</b>	Gray Granite	<b>NAVY</b>	Navy Blue	<b>COPPER</b>	Antique Copper
<b>BLACK</b>	Black	<b>WHITE</b>	White Granite	<b>GREEN</b>	Hunter Green		

**Gloss Finishes, Aluminum Models 18"-144" – Non-standard colors are non-returnable –**

<b>GLOSS-15, -18</b>	15" and 18" Housings for GRAM and GRAML Dual Models						
<b>RMB-GLOSS</b>	Remote Control Housing in Gloss Finishes						
<b>RRED</b>	Radiant Red	<b>GGRAY</b>	Glossy Gray	<b>BBLACK</b>	Bold Black		
<b>GGOLD</b>	Gleaming Gold	<b>BBLUE</b>	Brilliant Blue				

**Leads (extended beyond standard 3' Conduit – must specify Lead length) –**

<b>HTLEADS5</b>	1'-5'	Extended Electrical Leads
<b>HTLEADS10</b>	6'-10'	Extended Electrical Leads
<b>HTLEADS15</b>	11'-15'	Extended Electrical Leads
<b>HTLEADS20</b>	16'-20'	Extended Electrical Leads

<b>RMB-GRAM-INF</b>	Remote Control Enclosure with Toggle Control Switch, Electronic Infinite Control, Relay and Indicator Light in lieu of standard Remote Control Box
<b>3 ANEAL REFL</b>	Bright Annealed Reflector for Lights with 3" Spacer
<b>6 ANEAL REFL</b>	Bright Annealed Reflector for Lights with 6" Spacer
<b>NTL-18-D, -20 -D</b>	Non-Adjustable Tubular Stands (specify 18" or 20" clearance)
<b>NTL-22-D, -24-D</b>	Non-Adjustable Tubular Stands (specify 22" or 24" clearance)
<b>NTL-PAINT-D</b>	Designer Color or Gloss Finish for Non-Adjustable Tubular Stands – Non-standard colors are non-returnable –
<b>HAL</b>	Halogen Bulb in lieu of Incandescent Display Light (60 Watt)
<b>NO BULB</b>	No Bulb Option (GRAML-xxD Models only)

**COLORS AND FINISHES – PAGE 33**



# Strip Heater Solutions

## Glo-Ray® Narrow Halogen Strip Heaters

Hatco Glo-Ray® Narrow Halogen Strip Heaters are great for use in tight spaces and keep the focus on food items being displayed. Even the most delicate dishes hold that just-prepared look.

- Sleek, slim design with just 2 1/8" height and 4" depth
- Halogen heat source is controlled by a dimmer switch, allowing maximum flexibility
- Xenon bulbs, controlled by a toggle switch, light food product when no extra heat is desired
- Available in widths from 18" to 72" for GRN4 models and 24" to 72" for GRN4L models

**GRN4L-36** in *Designer Black* (standard) alternates heat with Xenon lights - Angle brackets standard (not shown)



**GRN4-36** in *Designer Black* (standard) using Halogen heat - Angle brackets standard (not shown)

### Remote Control Enclosures



**For GRN4 models:**  
One dimmer and one toggle switch



**For GRN4L models:**  
One dimmer and two toggle switches

### NARROW HALOGEN STRIP HEATERS

Model	No. of Elements	Width	Watts	Ship Weight <sup>□</sup>
GRN4-18	2	18"	400	8 lbs.
GRN4-24	2	24"	400	8 lbs.
GRN4-30	2	30"	400	10 lbs.
GRN4-36	3	36"	600	11 lbs.
GRN4-42	3	42"	600	12 lbs.
GRN4-48	3	48"	600	12 lbs.
GRN4-54	4	54"	800	15 lbs.
GRN4-60	4	60"	800	15 lbs.
GRN4-66	5	66"	1000	17 lbs.
GRN4-72	5	72"	1000	18 lbs.

<sup>□</sup> Includes Remote Control Enclosures with dimmer and toggle(s).

#### All Narrow Halogen Strip Heater Models Feature:

**Voltage:** 120, single phase only.

**Leads:** 6" leads.

**Models Shipped with:** 3' conduit with leads, angle brackets and Remote Control Enclosure with switch(es).

**Dimensions:** 18" to 72"W x 4"D x 2 1/8"H.

### NARROW HALOGEN STRIP HEATERS WITH XENON LIGHTS

Model	No. of Elements	No. of Bulbs	Width	Watts	Ship Weight <sup>□</sup>
GRN4L-24	2	1	24"	450	9 lbs.
GRN4L-30	2	1	30"	450	10 lbs.
GRN4L-36	3	2	36"	700	13 lbs.
GRN4L-42	3	2	42"	700	14 lbs.
GRN4L-48	3	2	48"	700	14 lbs.
GRN4L-54	4	3	54"	950	17 lbs.
GRN4L-60	4	3	60"	950	18 lbs.
GRN4L-66	5	4	66"	1200	21 lbs.
GRN4L-72	5	4	72"	1200	21 lbs.

<sup>□</sup> Includes Remote Control Enclosures with dimmer and toggle(s).

#### All Narrow Halogen Strip Heater Models with Xenon Lights Feature:

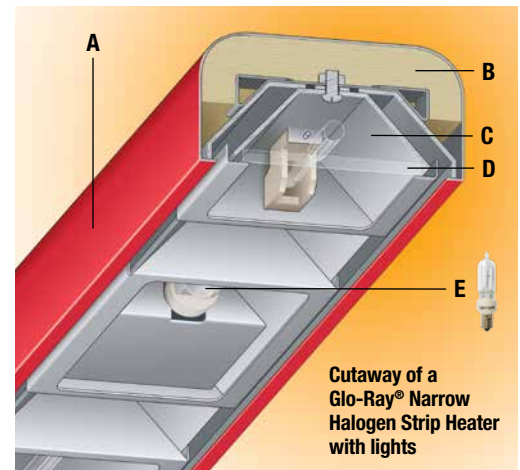
**Voltage:** 120, single phase only.

**Leads:** 6" leads.

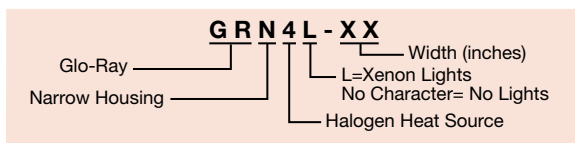
**Models Shipped with:** 3' conduit with leads, angle brackets and remote control enclosure with switch(es).

**Dimensions:** 24" to 72"W x 4"D x 2 1/8"H.

**OPTIONS AND ACCESSORIES – PAGE 14**  
**RECOMMENDED MOUNTING HEIGHTS – PAGE 29**



- A** Powdercoated steel continuous housing in a variety of colors
- B** Heavy-duty insulation minimizes heat loss
- C** Aluminized reflector retains full heat intensity and directs more heat towards the edges of the holding surface
- D** Ceramic glass shields provide a safety barrier for the xenon and halogen bulbs
- E** Xenon bulbs light food when no extra heat is needed







GRN4L-54 with optional non-adjustable tubular stands above a GR2S-42

**OPTIONS** (available at time of purchase only)

**Designer Colors – Non-standard colors are non-returnable – Black Standard –**

<b>RED</b>	Warm Red	<b>GRAY</b>	Gray Granite	<b>NAVY</b>	Navy Blue	<b>COPPER</b>	Antique Copper
<b>BLACK</b>	Black	<b>WHITE</b>	White Granite	<b>GREEN</b>	Hunter Green		

**Gloss Finishes – Non-standard colors are non-returnable –**

<b>SWHITE</b>	Smooth White	<b>GGOLD</b>	Gleaming Gold	<b>GGRAY</b>	Glossy Gray	<b>BBLACK</b>	Bold Black
---------------	--------------	--------------	---------------	--------------	-------------	---------------	------------

**Stainless Steel – Non-standard colors are non-returnable –**

<b>SS</b>	Stainless Steel
-----------	-----------------

**Gloss Finishes\* – Non-standard colors are non-returnable –**

<b>RRED*</b>	Radiant Red	<b>BBLUE*</b>	Brilliant Blue
--------------	-------------	---------------	----------------

**Plated Finishes\* – Non-standard colors are non-returnable –**

<b>BBRASS1*</b>	Bright Brass	<b>BCOPPER1*</b>	Bright Copper	<b>ANICKEL1*</b>	Antique Nickel
<b>BNICKEL1*</b>	Bright Nickel	<b>ABRASS1*</b>	Antique Brass	<b>ABRONZE1*</b>	Antique Bronze

**Leads (must specify Lead length) –**

<b>LEADS5</b>	1'-5' Extended Electrical Leads
<b>LEADS10</b>	6'-10' Extended Electrical Leads
<b>LEADS15</b>	11'-15' Extended Electrical Leads
<b>LEADS20</b>	16'-20' Extended Electrical Leads

**NTL-10, 12** Non-Adjustable Tubular Stands (specify 10" or 12" clearance)

**NTL-14, 16** Non-Adjustable Tubular Stands (specify 14" or 16" clearance)

**NTL-PAINT** Designer Color or Gloss Finish for Non-Adjustable Tubular Stands – Non-standard colors are non-returnable –

**Control Box Bezel – Designer Colors – Non-standard colors are non-returnable –**

<b>RED</b>	Warm Red	<b>GRAY</b>	Gray Granite	<b>NAVY</b>	Navy Blue	<b>COPPER</b>	Antique Copper
<b>BLACK</b>	Black	<b>WHITE</b>	White Granite	<b>GREEN</b>	Hunter Green		

\* Special process required and extended lead times.

**COLORS AND FINISHES – PAGE 33**



# Strip Heater Solutions

## Glo-Ray® Narrow Infrared Strip Heaters

Hatco Glo-Ray® Narrow Infrared Strip Heaters keep all hot foods at optimum serving temperatures longer, while the slim design fits ideally in buffet areas. Even the most delicate dishes hold that “just-prepared” look. The entire holding surface is heated evenly with no “cold” spots.

- Slim design that's 2" high and 4" deep
- Available in widths from 18"-72"
- Pre-focused heat pattern maintains serving temperatures longer without continuing to cook the food
- Optional remote control enclosure available in *Designer* colors

**Toggle Switch:** Max. 15 amps  
**Infinite Switch:** Max. 12.2 amps



**GRN-24** in standard *Designer* Black with standard angle brackets

### NARROW STRIP HEATERS

Model*	Width	Voltage (Single Phase)	Watts	Ship Weight
<b>Standard Watt</b>				
<b>GRN-18</b>	18"	120, 208 or 240	250	6 lbs.
<b>GRN-24</b>	24"	120, 208 or 240	350	7 lbs.
<b>GRN-30</b>	30"	120, 208 or 240	450	8 lbs.
<b>GRN-36</b>	36"	120, 208 or 240	575	9 lbs.
<b>GRN-42</b>	42"	120, 208 or 240	675	10 lbs.
<b>GRN-48</b>	48"	120, 208 or 240	800	11 lbs.
<b>GRN-54</b>	54"	120, 208 or 240	925	13 lbs.
<b>GRN-60</b>	60"	120, 208 or 240	1050	14 lbs.
<b>GRN-66</b>	66"	120, 208 or 240	1160	16 lbs.
<b>GRN-72</b>	72"	120, 208 or 240	1275	17 lbs.
<b>High Watt</b>				
<b>GRNH-18</b>	18"	120, 208 or 240	350	6 lbs.
<b>GRNH-24</b>	24"	120, 208 or 240	500	7 lbs.
<b>GRNH-30</b>	30"	120, 208 or 240	660	8 lbs.
<b>GRNH-36</b>	36"	120, 208 or 240	800	9 lbs.
<b>GRNH-42</b>	42"	120, 208 or 240	950	10 lbs.
<b>GRNH-48</b>	48"	120, 208 or 240	1100	11 lbs.
<b>GRNH-54</b>	54"	120, 208 or 240	1250	13 lbs.
<b>GRNH-60</b>	60"	120, 208 or 240	1400	14 lbs.
<b>GRNH-66†</b>	66"	120, 208 or 240	1560	16 lbs.
<b>GRNH-72 †</b>	72"	120, 208 or 240	1725	17 lbs.

\* Does not include RMB (see page 31 and 32).

† Units not available with Infinite Switch in 120V. RMB2-1R or RMB2-2R series remote control box required.

#### All Narrow Strip Heater Models Feature:

**Toggle Switch (Max. 15 Amps) with Indicator Light Location:** Chef's left side (unless otherwise specified).

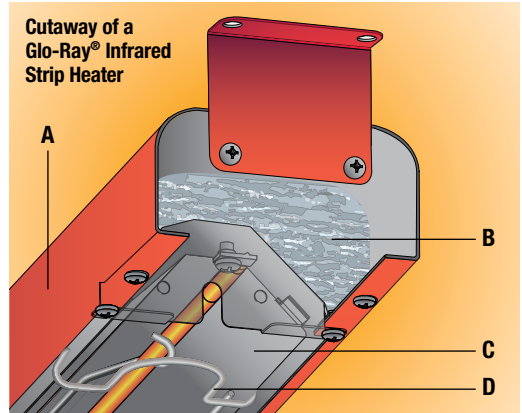
**Designer Color Angle Brackets:** To match unit color and provide 1½" clearance between Strip Heater and overshelf. Non-standard colors are non-returnable.

**Leads:** 6" leads – server's right.

**Dimensions:** 18"-72"W x 4"D x 2"H.

### RECOMMENDED MOUNTING HEIGHTS – PAGE 29

### COLORS AND FINISHES – PAGE 33



- A** Sturdy housing in stainless steel or one of seven *Designer* colors
- B** Heavy-duty insulation minimizes heat loss
- C** Aluminized reflector retains full heat intensity and directs more heat towards edges of holding surface
- D** Protective wire guard supports heating element without affecting heat distribution

ONE YEAR ON-SITE PARTS AND LABOR WARRANTY, PLUS ONE ADDITIONAL YEAR PARTS-ONLY WARRANTY ON ALL GLO-RAY® METAL-SHEATHED HEATING ELEMENTS.



### OPTIONS (available at time of purchase only)

**Designer Colors, Models 18"-72" – Non-standard colors are non-returnable – Black Standard –**

<b>RED</b>	Warm Red	<b>GRAY</b>	Gray Granite	<b>NAVY</b>	Navy Blue	<b>COPPER</b>	Antique Copper
<b>BLACK</b>	Black	<b>WHITE</b>	White Granite	<b>GREEN</b>	Hunter Green		

**Stainless Steel – Non-standard colors are non-returnable –**

**SS** Stainless Steel

**Leads (must specify Lead length) –**

<b>LEADS5</b>	1'-5'	Extended Electrical Leads
<b>LEADS10</b>	6'-10'	Extended Electrical Leads
<b>LEADS15</b>	11'-15'	Extended Electrical Leads
<b>LEADS20</b>	16'-20'	Extended Electrical Leads

**NO CONTROL** No Control included (requires selection of RMB2-xx Control)

See page 31

**RMB** Remote Box (available in *Designer* Colors or Gloss Finishes) – Non-standard colors are non-returnable –

See page 31 and 32

**TABS** Stainless Steel Hanger Tabs in lieu of Angle Brackets

**CAP** Attached 6' Cord and Plug Set (120V only) on Models up to 72" with standard Chain Mount Kit (two S Hooks with two 6" Lengths of Chain) and Hanger Tabs (max. 1800 Watt)

**CHAIN-HOOK** Two S Hooks with two 6" Lengths of Chain

**NTL-10, 12** Non-Adjustable Tubular Stands (specify 10" or 12" clearance and power location)

**NTL-14, 16** Non-Adjustable Tubular Stands (specify 14" or 16" clearance and power location)

**NTL-PAINT** *Designer* Color for Non-Adjustable Tubular Stands – Non-standard colors are non-returnable –

## Glo-Ray® Narrow Max Watt Infrared Strip Heaters

Glo-Ray® Narrow Max Watt Infrared Strip Heaters keep all hot foods at optimum serving temperatures longer, while the slim design fits ideally in buffet areas. The entire holding surface is heated evenly with no “cold” spots.

- Slim design that's 2" high and 4" deep
- Available in widths from 18"-72"
- Pre-focused heat pattern maintains serving temperatures longer without continuing to cook the food
- Available in stainless steel only



**GRNM-24** in standard stainless steel with standard angle brackets

### NARROW MAX WATT INFRARED STRIP HEATERS

Model*	Width	Voltage		Watts	Ship Weight
		Single Phase			
<b>GRNM-18</b>	18"	120, 208 or 240		450	6 lbs.
<b>GRNM-24</b>	24"	120, 208 or 240		650	7 lbs.
<b>GRNM-30</b>	30"	120, 208 or 240		825	8 lbs.
<b>GRNM-36</b>	36"	120, 208 or 240		1000	9 lbs.
<b>GRNM-42</b>	42"	120, 208 or 240		1175	10 lbs.
<b>GRNM-48</b>	48"	120, 208 or 240		1300	11 lbs.
<b>GRNM-54<sup>‡</sup></b>	54"	120, 208 or 240		1500	13 lbs.
<b>GRNM-60<sup>‡</sup></b>	60"	120, 208 or 240		1700	14 lbs.
<b>GRNM-66<sup>‡</sup>*<sup>‡</sup></b>	66"	120, 208 or 240		1875	16 lbs.
<b>GRNM-72<sup>‡</sup>*<sup>‡</sup></b>	72"	120, 208 or 240		2075	17 lbs.

\* Does not include RMB (see page 31 and 32).

<sup>‡</sup> Units not available with Infinite Switch in 120V. RMB2-1R or RMB2-2R series remote control box required.

\* RMB2-1R or RMB2-2R series Remote Control Box required.

#### All Narrow Max Watt Infrared Strip Heater Models Feature:

**Angle Brackets:** Provides 1½" clearance between Strip Heater and overshelf.

**Leads:** 6" leads – server's right.

**Dimensions:** 18"-72"W x 4"D x 2"H.

### RECOMMENDED MOUNTING HEIGHTS – PAGE 29

#### OPTIONS (available at time of purchase only)

**Leads (extended beyond standard 6" Leads – must specify Lead length) –**

<b>HTLEADS5</b>	1'-5'	Extended Electrical Leads	
<b>HTLEADS10</b>	6'-10'	Extended Electrical Leads	
<b>HTLEADS15</b>	11'-15'	Extended Electrical Leads	
<b>HTLEADS20</b>	16'-20'	Extended Electrical Leads	
<b>NO CONTROL</b>	No Control included (requires selection of RMB2-xx Control)		<b>See page 31</b>
<b>RMB</b>	Requires Remote Box (not available with Built-In Controls)		<b>See page 31 and 32</b>
<b>TABS</b>	Stainless Steel Hanger Tabs in lieu of Angle Brackets		
<b>CHAIN-HOOK</b>	Two S Hooks with two 6" Lengths of Chain		
<b>NTL-14, 16</b>	Non-Adjustable Tubular Stands (specify 14" or 16" clearance and power location)		



ONE YEAR ON-SITE PARTS AND LABOR WARRANTY, PLUS ONE ADDITIONAL YEAR PARTS-ONLY WARRANTY ON ALL GLO-RAY® METAL-SHEATHED HEATING ELEMENTS.





## Strip Heater Solutions

### Glo-Ray® High Watt Infra-Black® Strip Heaters

For foodwarming at a close range to food product, the Glo-Ray® Infra-Black® heat technology is ideal, emitting a solid panel of uniform heat. Sturdy continuous single or dual extruded aluminum housings assure quality, durability and a variety of widths, depths, mounting arrangements and colors will fit your operation.

**Toggle Switch:** Max. 15 amps  
**Infinite Switch:** Max. 12.2 amps

**GRAIH-36 with optional wire guard (requires Remote Control Enclosure)**



- Provides ideal amount of heat for limited space operations, mounted 4" to 10" above target surface for singles and 8" to 14" for duals
- Metal-sheathed heating elements guaranteed against burnout and breakage for two years
- Infra-Black emitter provides even heat distribution – eliminating hot spots
- Sturdy aluminum housings that do not sag, from 18" to 72" in 6" increments
- Heavy-duty insulation keeps the exterior housing cool
- Optional wire guard available to protect user from incidental contact with heated surface
- Optional 3" or 6" spacer available on dual models with or without lights (see next page)

**GRAIH-36 with optional TCBI control box and wire guard**



### ALUMINUM STRIP HEATERS – HIGH WATT INFRA-BLACK

Model <sup>®</sup>	Width	Voltage		Watts	Ship Weight <sup>*</sup>
		Single Phase			
GRAIH-18	18"	120, 208 or 240		350	6 lbs.
GRAIH-24	24"	120, 208 or 240		500	11 lbs.
GRAIH-30	30"	120, 208 or 240		660	13 lbs.
GRAIH-36	36"	120, 208 or 240		800	15 lbs.
GRAIH-42	42"	120, 208 or 240		950	17 lbs.
GRAIH-48	48"	120, 208 or 240		1100	21 lbs.
GRAIH-54	54"	120, 208 or 240		1250	24 lbs.
GRAIH-60	60"	120, 208 or 240		1400	27 lbs.
GRAIH-66 <sup>*</sup>	66"	120, 208 or 240		1560	30 lbs.
GRAIH-72 <sup>*</sup>	72"	120, 208 or 240		1725	33 lbs.

### ALUMINUM STRIP HEATERS – HIGH WATT INFRA-BLACK WITH LIGHTS

Model	No. of Bulbs	Width	Voltage		Watts	Ship Weight <sup>*</sup>
			Single Phase			
GRAIHL-18	2	18"	120, 120/208 or 120/240		470	12 lbs.
GRAIHL-24	2	24"	120, 120/208 or 120/240		620	15 lbs.
GRAIHL-30	2	30"	120, 120/208 or 120/240		780	17 lbs.
GRAIHL-36	3	36"	120, 120/208 or 120/240		980	20 lbs.
GRAIHL-42	3	42"	120, 120/208 or 120/240		1130	23 lbs.
GRAIHL-48	4	48"	120, 120/208 or 120/240		1340	26 lbs.
GRAIHL-54	4	54"	120, 120/208 or 120/240		1490	29 lbs.
GRAIHL-60	5	60"	120, 120/208 or 120/240		1700	33 lbs.
GRAIHL-66 <sup>*</sup>	5	66"	120, 120/208 or 120/240		1860	34 lbs.
GRAIHL-72 <sup>*^</sup>	6	72"	120, 120/208 or 120/240		2085	36 lbs.

<sup>®</sup> Does not include RMB or TCBI. Must choose either RMB (see page 31 and 32) or TCBI (see OPTIONS on page 18).

<sup>\*</sup> Does not include RMB.

<sup>\*</sup> Infinite not available in 120V.

<sup>^</sup> 120V Models available with remote control only.

#### All Infra-Black Aluminum Strip Heater Models Feature:

**Leads:** 3' conduit with leads – server's right. 6" leads when supplied with TCBI – exit side of control box.

**Dimensions:** GRAIH: 18"-72"W x 6"D x 2½"H.

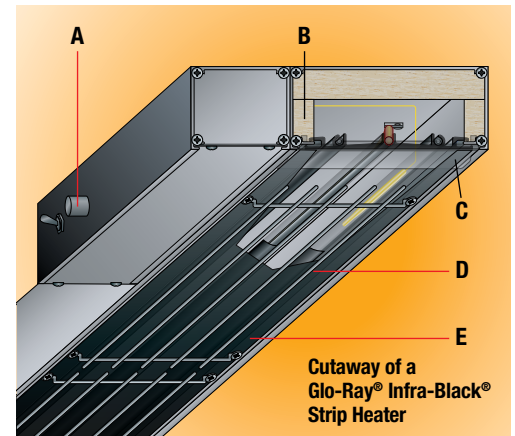
GRAIHL: 18"-72"W x 9"D x 2½"H.

TCBI Control Enclosure Dimensions (not including Switches): 8"W x 3"D x 2½"H.

**Control Enclosure location:** Chef's left side – light side (unless otherwise specified).

### OPTIONS AND ACCESSORIES – PAGE 18

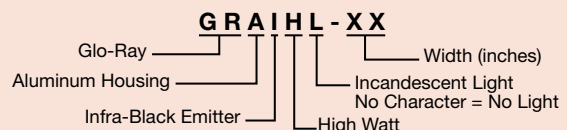
### RECOMMENDED MOUNTING HEIGHTS – PAGE 29



Cutaway of a Glo-Ray® Infra-Black® Strip Heater

- A** Thermostatically controlled to regulate heat and provide consistent temperature. (Optional remote infinite control available)
- B** Heavy-duty insulation minimizes heat loss
- C** Provides ideal amount of heat for limited space operations, effectively holding product
- D** Optional protective reinforced wire guard supports heating element without affecting heat distribution
- E** Infra-Black emitter provides even heat distribution, eliminating hot spots for close applications

ONE YEAR ON-SITE PARTS AND LABOR WARRANTY, PLUS ONE ADDITIONAL YEAR PARTS-ONLY WARRANTY ON ALL GLO-RAY® METAL-SHEATHED HEATING ELEMENTS.



## Glo-Ray® High Watt Dual Infra-Black® Strip Heaters

Toggle Switch: Max. 15 amps  
Infinite Switch: Max. 12.2 amps



**GRAIH-60D** 120V models available with remote control only



**GRAIHL-24D** in optional Radiant Red Gloss Finish

### DUAL ALUMINUM STRIP HEATERS – HIGH WATT INFRA-BLACK

Model <sup>o</sup>	Width	Voltage		Watts	Ship Weight*
		Single Phase			
<b>GRAIH-18D</b>	18"	120, 208 or 240		700	13 lbs.
<b>GRAIH-24D</b>	24"	120, 208 or 240		1000	19 lbs.
<b>GRAIH-30D</b>	30"	120, 208 or 240		1320	21 lbs.
<b>GRAIH-36D</b>	36"	120, 208 or 240		1600	24 lbs.
<b>GRAIH-42D<sup>Δ</sup></b>	42"	120, 208 or 240		1900	27 lbs.
<b>GRAIH-48D<sup>Δ</sup></b>	48"	120, 208 or 240		2200	32 lbs.
<b>GRAIH-54D<sup>Δ</sup></b>	54"	120, 208 or 240		2500	35 lbs.
<b>GRAIH-60D<sup>Δ</sup></b>	60"	120, 208 or 240		2800	39 lbs.
<b>GRAIH-66D<sup>Δ</sup>*</b>	66"	120, 208 or 240		3120	42 lbs.
<b>GRAIH-72D<sup>Δ</sup>*</b>	72"	120, 240		3450	46 lbs.

### DUAL ALUMINUM STRIP HEATERS – HIGH WATT INFRA-BLACK WITH LIGHTS

Model <sup>o</sup>	No. of Bulbs	Width	Voltage		Watts	Ship Weight*
			Single Phase			
<b>GRAIHL-18D</b>	2	18"	120, 120/208 or 120/240		820	18 lbs.
<b>GRAIHL-24D</b>	2	24"	120, 120/208 or 120/240		1120	21 lbs.
<b>GRAIHL-30D</b>	2	30"	120, 120/208 or 120/240		1440	23 lbs.
<b>GRAIHL-36D</b>	3	36"	120, 120/208 or 120/240		1780	27 lbs.
<b>GRAIHL-42D<sup>Δ</sup></b>	3	42"	120, 120/208 or 120/240		2080	30 lbs.
<b>GRAIHL-48D<sup>Δ</sup></b>	4	48"	120, 120/208 or 120/240		2440	35 lbs.
<b>GRAIHL-54D<sup>Δ</sup></b>	4	54"	120, 120/208 or 120/240		2740	38 lbs.
<b>GRAIHL-60D<sup>Δ</sup></b>	5	60"	120, 120/208 or 120/240		3100	42 lbs.
<b>GRAIHL-66D<sup>Δ</sup>*</b>	5	66"	120, 120/240		3420	44 lbs.

<sup>o</sup> Does not include RMB or TCBI. Must choose either RMB (see page 19 and 19) or TCBI (see OPTIONS on page 19).

• Does not include RMB.

<sup>Δ</sup> 120V Models available with remote control only.

<sup>\*</sup> Infinite not available in 120V.

#### All Dual Infra-Black Aluminum Strip Heater Models Feature:

Leads: 3' conduit with leads – server's right. 6" leads when supplied with TCBI – exit side of control box.

Dimensions: **GRAIH-xxD with 3" Spacer:** 18"-72"W x 15"D x 2½"H.

**GRAIHL-xxD with 3" Spacer:** 18"-66"W x 15"D x 2½"H.

**GRAIH-xxD with 6" Spacer:** 18"-72"W x 18"D x 2½"H.

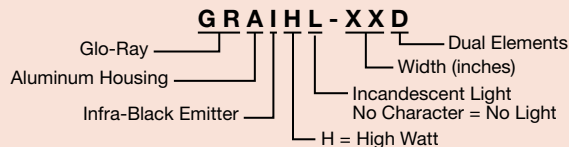
**GRAIHL-xxD with 6" Spacer:** 18"-66"W x 18"D x 2½"H.

TCBI Control Enclosure Dimensions (not including Switches): 8"W x 3"D x 2½"H.

Control Enclosure location: Chef's left side – light side (unless otherwise specified).

#### OPTIONS AND ACCESSORIES – PAGE 19

#### RECOMMENDED MOUNTING HEIGHTS – PAGE 29



ONE YEAR ON-SITE PARTS AND LABOR WARRANTY, PLUS ONE ADDITIONAL YEAR PARTS-ONLY WARRANTY ON ALL GLO-RAY® METAL-SHEATHED HEATING ELEMENTS.



**GRAIH-72** with optional wire guard (requires Remote Control Enclosure)

**OPTIONS** (available at time of purchase only)

**Designer Colors – Non-standard colors are non-returnable –**

<b>COLOR-6, -9</b>	6" Housing for GRAIH Models and 9" Housing for GRAIHL Models							
<b>COLOR-15, -18</b>	15" and 18" Housings for GRAIH and GRAIHL Dual Models							
	<b>RED</b>	Warm Red	<b>GRAY</b>	Gray Granite	<b>NAVY</b>	Navy Blue	<b>COPPER</b>	Antique Copper
	<b>BLACK</b>	Black	<b>WHITE</b>	White Granite	<b>GREEN</b>	Hunter Green		

**Gloss Finishes – Non-standard colors are non-returnable –**

<b>GLOSS-6, -9</b>	6" Housing for GRAIH Models and 9" Housing for GRAIHL Models							
<b>GLOSS-15, -18</b>	15" and 18" Housings for GRAIH and GRAIHL Dual Models							
	<b>RRED</b>	Radiant Red	<b>GGRAY</b>	Glossy Gray	<b>BBLACK</b>	Bold Black		
	<b>GGOLD</b>	Gleaming Gold	<b>BBLUE</b>	Brilliant Blue				

<b>AIH18WG -AIH72WG</b>	Element Wire Guard (Dual Models require two sets)	
<b>HAL</b>	Halogen Bulb in lieu of standard Display Light (60 Watt)	
<b>NO CONTROL</b>	No Control included (GRAIH, GRAIHL-xx, GRAIH, GRAIHL-xxD Models only). Requires selection of RMB2-xx Control	<b>See page 31</b>
<b>RMB</b>	Remote Box (available in <i>Designer Colors</i> or <i>Gloss Finishes</i> ) – Non-standard colors are non-returnable –	<b>See page 31 and 32</b>
<b>TCBI</b>	Thermostatic Control Box with Indicator Lights	
<b>AIH4NTL</b>	4" Non-Adjustable Tubular Stands	
<b>AIH6NTL</b>	6" Non-Adjustable Tubular Stands	
<b>AIH8NTL</b>	8" Non-Adjustable Tubular Stands (Dual Models require two pair)	
<b>AIH10NTL</b>	10" Non-Adjustable Tubular Stands (Dual Models require two pair)	
<b>AIH12NTL-D</b>	12" Non-Adjustable Tubular Stands	
<b>AIH14NTL-D</b>	14" Non-Adjustable Tubular Stands	
<b>NTL-PAINT</b>	<i>Designer Color</i> or <i>Gloss Finish</i> for Non-Adjustable Tubular Stands – Non-standard colors are non-returnable –	
<b>NTL-PAINT-D</b>	<i>Designer Color</i> or <i>Gloss Finish</i> for Non-Adjustable Tubular Stands – Non-standard colors are non-returnable –	

**ACCESSORIES** (available for purchase at any time)

<b>ADJ ANGLE</b>	Adjustable Angle Brackets (Dual Models require two pair). <b>See page 30 for illustration</b>
<b>ADJ ANGLE-D</b>	Adjustable Angle Brackets ( <b>see page 30 for illustration</b> )
<b>CHAIN 1</b>	Chain Suspension ( <b>see page 30 for illustration</b> )
<b>Chef LED 120V Adjustable Bulb – GRAIHL Models only, all voltages –</b>	
Please contact your local representative or the factory for the most up to date listing of installations and applicable models –	
<b>CLED-2700-120</b>	Emulates incandescent
<b>CLED-3000-120</b>	Emulates halogen
<b>CLED-4000-120</b>	Emulates fluorescent

**COLORS AND FINISHES – PAGE 33**



**CLED-2700, -3000 or -4000**



## Glo-Ray® Designer Infrared Strip Heaters

Hatco Glo-Ray® Designer Infrared Strip Heaters safely keep all hot foods at optimum serving temperatures longer. This modern design is ideal for front-of-the-house use. Units are offered in continuous housings, up to 7', are available in *Designer* colors to match most décors and include 14" *Designer* non-adjustable stands.

**Toggle Switch:** Max. 15 amps  
**Infinite Switch:** Max. 12.2 amps

- Pre-focused heat maintains safe serving temperatures longer without continuing to cook the food
- Available in widths from 21½" to 87½"
- Available in a variety of models, configurations, colors and accessories to provide unlimited flexibility
- Black corner caps and inset panels standard
- Optional coated shatter-resistant incandescent or halogen lights enhance product displays while safeguarding food from bulb breakage
- Optional sneeze guards
- Additional reflector styles and lower wattage elements available, consult factory for more information



**GR2AH-36** with *Designer* non-adjustable stands and optional *Designer* color inset panels



**GR2AHL-36** with optional overhead mounts and *Designer* color inset panels

### DESIGNER INFRARED ALUMINUM STRIP HEATERS

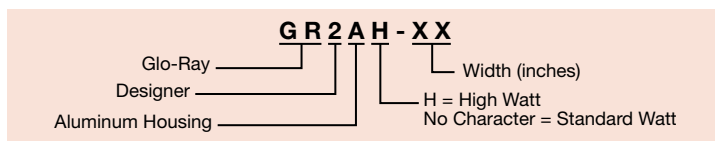
Model* <sup>⊙</sup>	Width	Watts	Ship Weight*
<b>Standard Watt</b>			
GR2A-18	21½"	250	28 lbs.
GR2A-24	27½"	350	32 lbs.
GR2A-30	33½"	450	35 lbs.
GR2A-36	39½"	575	37 lbs.
GR2A-42	45½"	675	53 lbs.
GR2A-48	51½"	800	64 lbs.
GR2A-54	57½"	925	74 lbs.
GR2A-60	63½"	1050	82 lbs.
GR2A-66	69½"	1160	91 lbs.
GR2A-72	75½"	1275	100 lbs.
GR2A-84 <sup>†</sup>	87½"	1500	120 lbs.
<b>High Watt</b>			
GR2AH-18	21½"	350	28 lbs.
GR2AH-24	27½"	500	32 lbs.
GR2AH-30	33½"	660	35 lbs.
GR2AH-36	39½"	800	37 lbs.
GR2AH-42	45½"	950	53 lbs.
GR2AH-48	51½"	1100	64 lbs.
GR2AH-54	57½"	1250	74 lbs.
GR2AH-60	63½"	1400	82 lbs.
GR2AH-66 <sup>‡</sup>	69½"	1560	91 lbs.
GR2AH-72 <sup>‡</sup>	75½"	1725	100 lbs.
GR2AH-84 <sup>▲</sup>	87½"	2050	120 lbs.

\* When no color is specified, color inset panels and corner caps will be Black.  
 ⊙ Does not include RMB. Must choose RMB (see page 31 and 32).  
 † Does not include RMB.  
 ‡ When using an infinite control with 120V Models, additional switch(es) and tandem (end-to-end) elements required.  
 ▲ 120V Models require additional switches and tandem (end-to-end) elements.

#### All Designer Infrared Aluminum Strip Heater Models Feature:

**Voltage:** 120, 208 or 240, single phase only.  
**Switch Location:** Remote only (see page 31 and 32).  
**Leads:** 5' leads through ½" conduit in leg cavity.  
**Dimensions without Stands:** 21½"-87½"W x 9"D x 3½"H.

**OPTIONS AND ACCESSORIES – PAGE 21**  
**RECOMMENDED MOUNTING HEIGHTS – PAGE 29**



ONE YEAR ON-SITE PARTS AND LABOR WARRANTY, PLUS ONE ADDITIONAL YEAR PARTS-ONLY WARRANTY ON ALL GLO-RAY® METAL-SHEATHED HEATING ELEMENTS.



## Glo-Ray® Designer Infrared Strip Heaters with Lights



GR2AHL-24 with Designer non-adjustable stands optional sneeze guards and Designer color inset panels

### DESIGNER ALUMINUM STRIP HEATERS WITH LIGHTS

Model <sup>Ⓞ</sup>	No. of Bulbs	Width	Watts	Ship Weight*
<b>Standard Watt</b>				
GR2AL-18	2	21½"	370	28 lbs.
GR2AL-24	2	27½"	470	32 lbs.
GR2AL-30	2	33½"	570	35 lbs.
GR2AL-36	3	39½"	755	37 lbs.
GR2AL-42	3	45½"	855	53 lbs.
GR2AL-48	4	51½"	1040	64 lbs.
GR2AL-54	4	57½"	1165	74 lbs.
GR2AL-60	5	63½"	1350	83 lbs.
GR2AL-66	5	69½"	1460	93 lbs.
GR2AL-72	6	75½"	1635	101 lbs.
GR2AL-84 <sup>†</sup>	7	87½"	1920	123 lbs.
<b>High Watt</b>				
GR2AHL-18	2	21½"	470	28 lbs.
GR2AHL-24	2	27½"	620	32 lbs.
GR2AHL-30	2	33½"	780	35 lbs.
GR2AHL-36	3	39½"	980	37 lbs.
GR2AHL-42	3	45½"	1130	53 lbs.
GR2AHL-48	4	51½"	1340	64 lbs.
GR2AHL-54	4	57½"	1490	74 lbs.
GR2AHL-60	5	63½"	1700	83 lbs.
GR2AHL-66 <sup>‡</sup>	5	69½"	1860	93 lbs.
GR2AHL-72 <sup>‡</sup>	6	75½"	2085	101 lbs.
GR2AHL-84 <sup>‡</sup>	7	87½"	2470	123 lbs.

\* When no color is specified, color inset panels and corner caps will be Black.

Ⓞ Does not include RMB. Must choose RMB (see page 31 and 32).

† Does not include RMB.

‡ When using an infinite control with 120V Models, additional switch(es) and tandem (end-to-end) elements required.

‡ 120V Models require additional switches and tandem (end-to-end) elements.

#### All Designer Aluminum Strip Heater Models with Lights Feature:

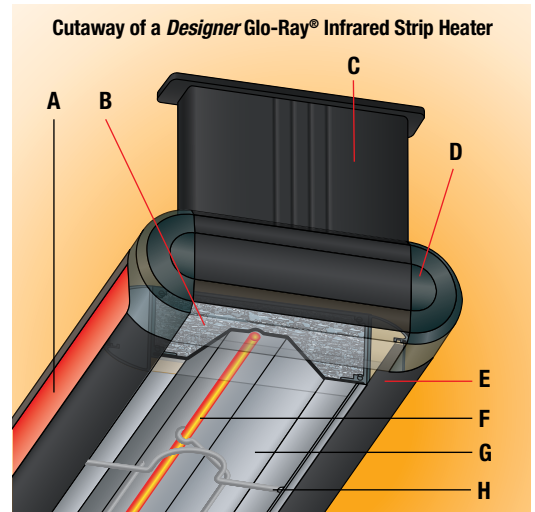
**Voltage:** 120, 120/208 or 120/240, single phase only.

**Switch Location:** Remote only (see page 31 and 32).

**Leads:** 5' leads through ½" conduit in leg cavity.

**Dimensions without Stands:** 21½"-87½"W x 12"D x 3½"H.

**OPTIONS AND ACCESSORIES – PAGE 22**  
**RECOMMENDED MOUNTING HEIGHTS – PAGE 29**



- A** Choice of seven Designer color inset panels and attractive styling for front-of-the-house applications
- B** Heavy-duty insulation minimizes heat loss
- C** Decorative post concealing the power wiring available for counter or overhead mounting
- D** Accent color corners available in Dark Gray or Black (standard)
- E** Sturdy aluminium extrusion construction; available in clear anodized aluminum finish or one of seven Designer colors for housings (shown in optional Designer Black)
- F** Long life metal-sheathed heating element with two year warranty
- G** Aluminized Reflectors won't discolor, so heat can be reflected and directed to the food product being held
- H** Protective wire guard supports heating element without affecting heat distribution



ONE YEAR ON-SITE PARTS AND LABOR WARRANTY, PLUS ONE ADDITIONAL YEAR PARTS-ONLY WARRANTY ON ALL GLO-RAY® METAL-SHEATHED HEATING ELEMENTS.



GR2AHL-84 with standard Designer non-adjustable stands and optional Designer color and sneeze guards

**OPTIONS** (available at time of purchase only)

**Designer Colors, Aluminum Models 21½" - 87½" (includes Stands) – Non-standard colors are non-returnable –**

<b>COLOR-6</b>	9" Housing for GR2A and GR2AH Models							
<b>COLOR-9</b>	12" Housing for GR2AL and GR2AHL Models							

<b>RED</b>	Warm Red	<b>GRAY</b>	Gray Granite	<b>NAVY</b>	Navy Blue	<b>COPPER</b>	Antique Copper
<b>BLACK</b>	Black	<b>WHITE</b>	White Granite	<b>GREEN</b>	Hunter Green		

**Designer Inset Panel Colors – Non-standard colors are non-returnable – Black Standard –**

<b>RED</b>	Warm Red	<b>GRAY</b>	Gray Granite	<b>NAVY</b>	Navy Blue	<b>COPPER</b>	Antique Copper
<b>BLACK</b>	Black	<b>WHITE</b>	White Granite	<b>GREEN</b>	Hunter Green		

**Designer Corner Caps – Black Standard –**

<b>BLACK</b>	Black Corner Caps	<b>DKGRAY</b>	Dark Gray Corner Caps
--------------	-------------------	---------------	-----------------------

**NO CONTROL** No Control included (GR2A, GR2AH, GR2AL, GR2AHL Models only). Requires selection of RMB2-xx Control See page 31

**RMB** Must choose Remote Control Enclosure (RMB not included) See page 31 and 32

**Designer Remote Control Enclosures – Non-standard colors are non-returnable –**

<b>RMB-COLOR</b>	Remote Control Housing in Designer Color							
<b>RED</b>	Warm Red	<b>GRAY</b>	Gray Granite	<b>NAVY</b>	Navy Blue	<b>COPPER</b>	Antique Copper	
<b>BLACK</b>	Black	<b>WHITE</b>	White Granite	<b>GREEN</b>	Hunter Green			

**7.5BP1** 7½" Sneeze Guard – one side

**7.5BP2** 7½" Sneeze Guard – two sides

**14BP1** 14" Sneeze Guard – one side

**14BP2** 14" Sneeze Guard – two sides

**NTL2-10, 12, 16** Designer Color for Non-Adjustable Stands to match unit color: 10", 12" or 16" in lieu of 14" standard Stands – Non-standard colors are non-returnable –

**NTH2-4** Designer Color for 4" Overhead Mounts to match unit color in lieu of 14" standard Legs – Non-standard colors are non-returnable –

**HAL** Halogen Bulb in lieu of standard Display Light (60 Watt)

**NO BULB** No Bulb Option (GR2AL, GR2AHL Models only)

**LIGHTS-ADD'L** Extra Lamps – installed (max. two per ft. less one – one per foot is standard)

**Leads (must specify Lead length) –**

**LEADS5** 1'-5' Extended Electrical Leads

**LEADS10** 6'-10' Extended Electrical Leads

**LEADS15** 11'-15' Extended Electrical Leads

**LEADS20** 16'-20' Extended Electrical Leads

**ACCESSORIES** (available for purchase at any time)

**Chef LED 120V Adjustable Bulb – GR2AL, GR2AHL Models only, all voltages –**

*Please contact your local representative or the factory for the most up to date listing of installations and applicable models –*

<b>CLED-2700-120</b>	Emulates incandescent	<b>CLED-3000-120</b>	Emulates halogen	<b>CLED-4000-120</b>	Emulates fluorescent
----------------------	-----------------------	----------------------	------------------	----------------------	----------------------

**COLORS AND FINISHES – PAGE 33**



**CLED-2700, -3000 or -4000**





## Glo-Ray® Designer Dual Infrared Strip Heaters

Glo-Ray® Designer Aluminum Dual Infrared Strip Heaters allow side-by-side mounting of two warmers to provide a deeper holding area, keeping hot food at optimum serving temperatures. These modern front-of-the-house warmers have 3" spacers standard with optional 6" spacers. Units are available in Designer colors to match most décors.

**Toggle Switch:** Max. 15 amps  
**Infinite Switch:** Max. 12.2 amps

- Sturdy continuous aluminum housings eliminate sagging
- Pre-focused heat pattern directs heat from a tubular element to bathe the entire holding surface, holding food safely
- Available in widths from 21½" to 87½"
- Variety of models, configurations, colors and accessories provide unlimited flexibility – non-standard colors are non-returnable



**GR2AH-24D** with standard Designer non-adjustable stands, optional sneeze guards and optional Designer color inset panels

- Optional sneeze guards that meet food safety standards can be ordered for display areas and buffet lines
- Optional shatter-resistant incandescent lights available
- Black corner caps and inset panels standard
- Additional reflector styles and lower wattage elements available, consult factory for more information



**GR2AHL-48D** with standard Designer non-adjustable stands and optional Designer color inset panels

### DESIGNER ALUMINUM DUAL STRIP HEATERS

Model* <sup>©</sup>	Width	Watts	Ship Weight*
<b>Standard Watt</b>			
GR2A-18D	21½"	500	44 lbs.
GR2A-24D	27½"	700	48 lbs.
GR2A-30D	33½"	900	52 lbs.
GR2A-36D	39½"	1150	57 lbs.
GR2A-42D	45½"	1350	66 lbs.
GR2A-48D	51½"	1600	77 lbs.
GR2A-54D	57½"	1850	88 lbs.
GR2A-60D	63½"	2100	97 lbs.
GR2A-66D	69½"	2320	107 lbs.
GR2A-72D	75½"	2550	117 lbs.
GR2A-84D <sup>■</sup>	87½"	3000	138 lbs.

<b>High Watt</b>			
GR2AH-18D	21½"	700	44 lbs.
GR2AH-24D	27½"	1000	48 lbs.
GR2AH-30D	33½"	1320	52 lbs.
GR2AH-36D	39½"	1600	57 lbs.
GR2AH-42D	45½"	1900	66 lbs.
GR2AH-48D	51½"	2200	77 lbs.
GR2AH-54D	57½"	2500	88 lbs.
GR2AH-60D	63½"	2800	97 lbs.
GR2AH-66D <sup>■</sup>	69½"	3120	107 lbs.
GR2AH-72D <sup>■</sup>	75½"	3450	117 lbs.
GR2AH-84D <sup>*</sup>	87½"	4100	138 lbs.

- \* When no color is specified, color inset panels and corner caps will be Black.
- © Does not include RMB. Must choose RMB (see page 31 and 32).
- \* Does not include RMB.
- 120V Models with infinite controls not available.
- \* 120V Models not available.

#### All Designer Aluminum Dual Strip Heater Models Feature:

**Voltage:** Models without Lights: 120, 208 or 240, single phase only.  
**Switch Location:** Remote only (see page 31 and 32).  
**Leads:** 5' leads through ½" conduit in leg cavity.  
**Dimensions:** with 3" Spacer (standard): 21½"-87½"W x 18"D x 3½"H.  
 with 6" Spacer: 21½"-87½"W x 21"D x 3½"H.

### OPTIONS AND ACCESSORIES – PAGE 24 RECOMMENDED MOUNTING HEIGHTS – PAGE 29

### DESIGNER ALUMINUM DUAL STRIP HEATERS WITH LIGHTS

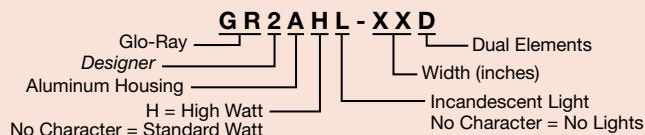
Model* <sup>©</sup>	No. of Bulbs	Width	Watts	Ship Weight*
<b>Standard Watt</b>				
GR2AL-18D	2	21½"	620	44 lbs.
GR2AL-24D	2	27½"	820	48 lbs.
GR2AL-30D	2	33½"	1020	53 lbs.
GR2AL-36D	3	39½"	1330	58 lbs.
GR2AL-42D	3	45½"	1530	67 lbs.
GR2AL-48D	4	51½"	1840	79 lbs.
GR2AL-54D	4	57½"	2090	91 lbs.
GR2AL-60D	5	63½"	2400	100 lbs.
GR2AL-66D	5	69½"	2620	110 lbs.
GR2AL-72D	6	75½"	2910	120 lbs.
GR2AL-84D <sup>■</sup>	7	87½"	3420	141 lbs.

<b>High Watt</b>				
GR2AHL-18D	2	21½"	820	44 lbs.
GR2AHL-24D	2	27½"	1120	48 lbs.
GR2AHL-30D	2	33½"	1440	53 lbs.
GR2AHL-36D	3	39½"	1780	58 lbs.
GR2AHL-42D	3	45½"	2080	67 lbs.
GR2AHL-48D	4	51½"	2440	79 lbs.
GR2AHL-54D	4	57½"	2740	91 lbs.
GR2AHL-60D	5	63½"	3100	100 lbs.
GR2AHL-66D <sup>■</sup>	5	69½"	3420	110 lbs.
GR2AHL-72D <sup>■</sup>	6	75½"	3810	120 lbs.
GR2AHL-84D <sup>*</sup>	7	87½"	4520	141 lbs.

- \* When no color is specified, color inset panels and corner caps will be Black.
- © Does not include RMB. Must choose RMB (see page 31 and 32).
- \* Does not include RMB.
- 120V Models with infinite controls not available.
- \* 120V Models not available.

#### All Designer Aluminum Dual Strip Heater Models with Lights Feature:

**Voltage:** Models with Lights: 120, 120/208 or 120/240, single phase only.  
**Switch Location:** Remote only (see page 31 and 32).  
**Leads:** 5' leads through ½" conduit in leg cavity.  
**Dimensions:** with 3" Spacer (standard): 21½"-87½"W x 18"D x 3½"H.  
 with 6" Spacer: 21½"-87½"W x 21"D x 3½"H.





**OPTIONS** (available at time of purchase only)

**Designer Colors, Aluminum Models 21½" - 87½" (includes Stands) – Non-standard colors are non-returnable –**

<b>COLOR-15, -18</b>	15" and 18" Housings for GR2A, GR2AH, GR2AL and GR2AHL Dual Models						
<b>RED</b>	Warm Red	<b>GRAY</b>	Gray Granite	<b>NAVY</b>	Navy Blue	<b>COPPER</b>	Antique Copper
<b>BLACK</b>	Black	<b>WHITE</b>	White Granite	<b>GREEN</b>	Hunter Green		

**Designer Inset Panel Colors – Non-standard colors are non-returnable – Black Standard –**

<b>RED</b>	Warm Red	<b>GRAY</b>	Gray Granite	<b>NAVY</b>	Navy Blue	<b>COPPER</b>	Antique Copper
<b>BLACK</b>	Black	<b>WHITE</b>	White Granite	<b>GREEN</b>	Hunter Green		

**Designer Corner Caps – Black Standard –**

<b>BLACK</b>	Black Corner Caps	<b>DKGRAY</b>	Dark Gray Corner Caps
--------------	-------------------	---------------	-----------------------

**NO CONTROLS** No Control included (GR2A, GR2AH, GR2AL, GR2AHL-xxD Models only). Requires selection of RMB2-xx Control **See page 31**

**RMB** Remote Box (available in *Designer Colors* or *Gloss Finishes*) – Non-standard colors are non-returnable – (must choose Remote Control Enclosure - RMB not included) **See page 31 and 32**

**Designer Remote Control Enclosures – Non-standard colors are non-returnable –**

<b>RMB-COLOR</b>	Remote Control Housing in <i>Designer Color</i>						
<b>RED</b>	Warm Red	<b>GRAY</b>	Gray Granite	<b>NAVY</b>	Navy Blue	<b>COPPER</b>	Antique Copper
<b>BLACK</b>	Black	<b>WHITE</b>	White Granite	<b>GREEN</b>	Hunter Green		

**7.5BP1** 7½" Sneeze Guard – one side

**7.5BP2** 7½" Sneeze Guard – two sides

**14BP1** 14" Sneeze Guard – one side

**14BP2** 14" Sneeze Guard – two sides

**NTL2-10, 12, 16** *Designer Color* for Non-Adjustable Stands: 10", 12" or 16" in lieu of 14" standard Stands – Non-standard colors are non-returnable –

**NTH2-4** *Designer Color* for 4" Overhead Mounts in lieu of 14" standard Stands – Non-standard colors are non-returnable –

**HAL** Halogen Bulb in lieu of standard Display Light (60 Watt)

**NO BULB** No Bulb Option (GR2AL-xxD, GR2AHL-xxD Models only)

**LIGHTS-ADD'L** Extra Lamps – installed (max. two per ft. less one – one per foot is standard)

**Leads (must specify Lead length) –**

**LEADS5** 1'-5' Extended Electrical Leads

**LEADS10** 6'-10' Extended Electrical Leads

**LEADS15** 11'-15' Extended Electrical Leads

**LEADS20** 16'-20' Extended Electrical Leads

**ACCESSORIES** (available for purchase at any time)

**Chef LED 120V Adjustable Bulb – GR2AL-xxD Models only, all voltages –**

Please contact your local representative or the factory for the most up to date listing of installations and applicable models –

<b>CLED-2700-120</b>	Emulates incandescent	<b>CLED-3000-120</b>	Emulates halogen	<b>CLED-4000-120</b>	Emulates fluorescent
----------------------	-----------------------	----------------------	------------------	----------------------	----------------------

**COLORS AND FINISHES – PAGE 33**



**CLED-2700, -3000 or -4000**



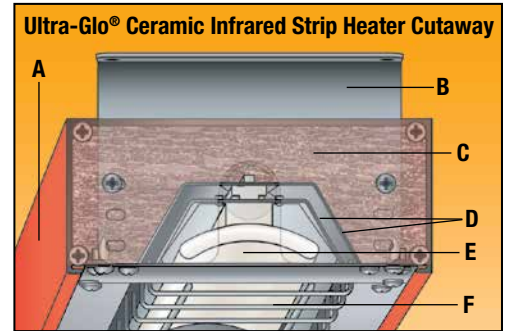
### Ultra-Glo® Ceramic Infrared Strip Heaters

Hatco Ultra-Glo® Ceramic Strip Heaters provide the ultimate holding power. Increased heights improve working clearances and the heat zone blankets the entire holding area. All models include adjustable angle brackets for mounting. Available with or without lights, with attached or remote control box enclosure (recommended).



UGAH-18 optional gloss finish and requires remote control box (not shown)

- Pre-focused pyramidal heat pattern concentrates the heat at the edges where heat loss is greatest
- Increased height that the ceramic heat source affords improves operational working clearances, giving the chef and server an improved ergonomic environment in which to work
- Adaptable to many locations and configurations, including back- or front-of-the-house use, open kitchen concepts or buffet lines
- Available in widths from 18" to 72" in 6" increments
- Optional coated shatter-resistant incandescent or halogen bulbs enhance product display while safeguarding food from bulb breakage



- A** Sturdy aluminum housings that do not sag
- B** Adjustable standard mounting bracket (allows 3 different mounting heights and allows for conduit connection to end of the unit)
- C** Heavy-duty insulation surrounds heating element to keep exterior housing cooler and minimize heat loss
- D** Dual aluminized steel reflector keeps housing cooler, focuses more heat towards the food
- E** Shape of element focuses heat on the food
- F** Protective wire guards under heating element

#### ALUMINUM CERAMIC STRIP HEATERS

Model	Width	Voltage Single Phase	Watts	Ship Weight*
<b>Standard Watt</b>				
UGA-18	18"	120, 208 or 240	490	9 lbs.
UGA-24	24"	120, 208 or 240	675	10 lbs.
UGA-30	30"	120, 208 or 240	750	11 lbs.
UGA-36	36"	120, 208 or 240	980	12 lbs.
UGA-42	42"	120, 208 or 240	1120	13 lbs.
UGA-48	48"	120, 208 or 240	1470	14 lbs.
UGA-54	54"	208 or 240	1470	16 lbs.
UGA-60	60"	208 or 240	1960	17 lbs.
UGA-66	66"	208 or 240	1960	19 lbs.
UGA-72	72"	208 or 240	1960	20 lbs.
<b>High Watt</b>				
UGAH-18	18"	120, 208 or 240	675	9 lbs.
UGAH-24	24"	120, 208 or 240	750	10 lbs.
UGAH-30	30"	120, 208 or 240	1125	11 lbs.
UGAH-36	36"	120, 208 or 240	1350	12 lbs.
UGAH-42	42"	120, 208 or 240	1500	13 lbs.
UGAH-48	48"	208 or 240	2025	14 lbs.
UGAH-54	54"	208 or 240	2250	16 lbs.
UGAH-60	60"	208 or 240	2700	17 lbs.
UGAH-66	66"	208 or 240	2700	19 lbs.
UGAH-72	72"	208 or 240	3000	20 lbs.

#### ALUMINUM CERAMIC STRIP HEATERS WITH LIGHTS

Model	No. of Bulbs	Width	Voltage Single Phase	Watts	Ship Weight*
<b>Standard Watt</b>					
UGAL-18	1	18"	120, 120/208 or 120/240	550	12 lbs.
UGAL-24	2	24"	120, 120/208 or 120/240	795	13 lbs.
UGAL-30	2	30"	120, 120/208 or 120/240	870	15 lbs.
UGAL-36	3	36"	120, 120/208 or 120/240	1160	17 lbs.
UGAL-42	3	42"	120, 120/208 or 120/240	1300	18 lbs.
UGAL-48	4	48"	120, 120/208 or 120/240	1710	20 lbs.
UGAL-54	4	54"	120/208 or 120/240	1710	22 lbs.
UGAL-60	5	60"	120/208 or 120/240	2260	23 lbs.
UGAL-66	5	66"	120/208 or 120/240	2260	25 lbs.
UGAL-72	6	72"	120/208 or 120/240	2320	27 lbs.
<b>High Watt</b>					
UGAHL-18	1	18"	120, 120/208 or 120/240	735	12 lbs.
UGAHL-24	2	24"	120, 120/208 or 120/240	870	13 lbs.
UGAHL-30	2	30"	120, 120/208 or 120/240	1245	15 lbs.
UGAHL-36	3	36"	120, 120/208 or 120/240	1530	17 lbs.
UGAHL-42	3	42"	120, 120/208 or 120/240	1680	18 lbs.
UGAHL-48	4	48"	120/208 or 120/240	2265	20 lbs.
UGAHL-54	4	54"	120/208 or 120/240	2490	22 lbs.
UGAHL-60	5	60"	120/208 or 120/240	3000	23 lbs.
UGAHL-66	5	66"	120/208 or 120/240	3000	25 lbs.
UGAHL-72	6	72"	120/208 or 120/240	3360	27 lbs.

\*Does not include Remote Control Enclosure.

\*Includes either Attached Control or Remote Control Enclosure with toggle switch(es) and indicator light(s).

**All Aluminum Ceramic Strip Heater Models Feature:**

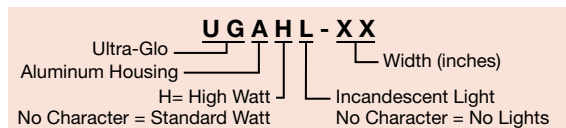
**Models Shipped with:** Angle brackets and leads (3' conduit whip).

**Dimensions with Attached Control Box, Toggle and Indicator Light:**  
18"-72"W x 9 7/8"D x 2 1/2"H.

**Dimensions with Remote Control Enclosure, Toggle and Indicator Light:**  
18"-72"W x 6"D x 2 1/2"H.

**OPTIONS AND REMOTE BOXES – PAGE 28**

**RECOMMENDED MOUNTING HEIGHTS – PAGE 29**



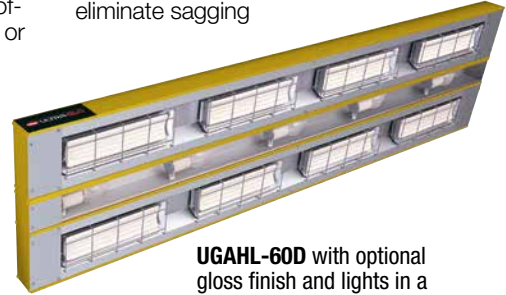
ALL CERAMIC HEATING ELEMENTS WARRANTED AGAINST BURNOUT FOR ONE YEAR.



## Ultra-Glo® Ceramic Dual Infrared Strip Heaters

Hatco Ultra-Glo® Ceramic Strip Heaters provide the ultimate holding power. Increased height improves working clearances and the heat zone blankets the entire holding area. All models include adjustable angle brackets for mounting. Dual mounted strip heaters accommodate wider food holding areas.

- Increased height improves operational working clearances, giving chef and server an improved ergonomic environment in which to work
- Adaptable to any location and configuration, including back- or front-of-the-house use, open kitchen concepts or buffet lines
- Pre-focused heat pattern provides an increased pyramidal dimension, concentrating heat at the edges where heat loss is the greatest
- Available in widths from 18" to 72"
- Remote control enclosure with toggle switch, indicator light and wiring for convenient control placement
- Sturdy extruded aluminum housings eliminate sagging



**UGAHL-60D** with optional gloss finish and lights in a 3" spacer. Remote control enclosure required (not shown)

### ALUMINUM DUAL CERAMIC STRIP HEATERS

Model	Width	Voltage		Watts	Ship Weight*
		Single Phase			
<b>Standard Watt</b>					
UGA-18D	18"	120, 208 or 240		980	17 lbs.
UGA-24D	24"	120, 208 or 240		1350	19 lbs.
UGA-30D	30"	120, 208 or 240		1500	21 lbs.
UGA-36D	36"	208 or 240		1960	24 lbs.
UGA-42D	42"	208 or 240		2240	27 lbs.
UGA-48D	48"	208 or 240		2940	30 lbs.
UGA-54D	54"	208 or 240		2940	33 lbs.
UGA-60D	60"	208 or 240		3920	37 lbs.
UGA-66D	66"	208 or 240		3920	40 lbs.
UGA-72D	72"	208 or 240		3920	44 lbs.
<b>High Watt</b>					
UGAH-18D	18"	120, 208 or 240		1350	17 lbs.
UGAH-24D	24"	120, 208 or 240		1500	19 lbs.
UGAH-30D	30"	208 or 240		2250	21 lbs.
UGAH-36D	36"	208 or 240		2700	24 lbs.
UGAH-42D	42"	208 or 240		3000	27 lbs.
UGAH-48D	48"	208 or 240		4050	30 lbs.
UGAH-54D	54"	208 or 240		4500	33 lbs.
UGAH-60D	60"	208 or 240		5400	37 lbs.
UGAH-66D	66"	208 or 240		5400	40 lbs.
UGAH-72D	72"	208 or 240		6000	44 lbs.

### ALUMINUM DUAL CERAMIC STRIP HEATERS WITH LIGHTS

Model	No. of Bulbs	Width	Voltage		Watts	Ship Weight*
			Single Phase			
<b>Standard Watt</b>						
UGAL-18D	1	18"	120, 120/208 or 120/240		1040	17 lbs.
UGAL-24D	2	24"	120, 120/208 or 120/240		1470	19 lbs.
UGAL-30D	2	30"	120, 120/208 or 120/240		1620	21 lbs.
UGAL-36D	3	36"	120/208 or 120/240		2140	24 lbs.
UGAL-42D	3	42"	120/208 or 120/240		2420	27 lbs.
UGAL-48D	4	48"	120/208 or 120/240		3180	30 lbs.
UGAL-54D	4	54"	120/208 or 120/240		3180	33 lbs.
UGAL-60D	5	60"	120/208 or 120/240		4220	37 lbs.
UGAL-66D	5	66"	120/208 or 120/240		4220	40 lbs.
UGAL-72D	6	72"	120/208 or 120/240		4280	44 lbs.
<b>High Watt</b>						
UGAHL-18D	1	18"	120, 120/208 or 120/240		1410	17 lbs.
UGAHL-24D	2	24"	120, 120/208 or 120/240		1620	19 lbs.
UGAHL-30D	2	30"	120/208 or 120/240		2370	21 lbs.
UGAHL-36D	3	36"	120/208 or 120/240		2880	24 lbs.
UGAHL-42D	3	42"	120/208 or 120/240		3180	27 lbs.
UGAHL-48D	4	48"	120/208 or 120/240		4290	30 lbs.
UGAHL-54D	4	54"	120/208 or 120/240		4790	33 lbs.
UGAHL-60D	5	60"	120/208 or 120/240		5700	37 lbs.
UGAHL-66D	5	66"	120/208 or 120/240		5700	40 lbs.
UGAHL-72D	6	72"	120/208 or 120/240		6360	44 lbs.

\*Does not include RMB.

\*Includes either Attached Control or Remote Control Enclosure with toggle switch(es) and indicator light(s).

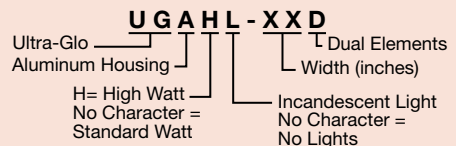
#### All Aluminum Ceramic Dual Strip Heater Models Feature:

Models Shipped with: Angle brackets and leads (3' conduit whip).

Dimensions with Attached Control Box, Toggle and Indicator Light: 18" - 72"W x 18<sup>7</sup>/<sub>8</sub>" or 21<sup>7</sup>/<sub>8</sub>"D x 2<sup>1</sup>/<sub>2</sub>"H.

Dimensions with Remote Control Enclosure, Toggle and Indicator Light: 18" - 72"W x 15" or 18"D x 2<sup>1</sup>/<sub>2</sub>"H.

ALL CERAMIC HEATING ELEMENTS WARRANTED AGAINST BURNOUT FOR ONE YEAR.



**OPTIONS AND REMOTE BOXES – PAGE 28**  
**RECOMMENDED MOUNTING HEIGHTS – PAGE 29**



UGAH-36D with 3" spacer, remote control enclosure recommended (not shown)

**OPTIONS** (available at time of purchase only)

**Designer Colors, Aluminum Models 18"-72" – Non-standard colors are non-returnable –**

<b>COLOR-6</b>	6" Housing for Single UGA and UGAH Models, 18"- 72" (select color)						
<b>COLOR-9</b>	9" Housing for Single UGAL and UGAHL Models, 18"- 72" (select color)						
<b>COLOR-15, -18</b>	15" and 18" Housings for Dual UGA, UGAH, UGAL, UGAHL Models, 18"- 72" (select color)						
<b>RED</b>	Warm Red	<b>GRAY</b>	Gray Granite	<b>NAVY</b>	Navy Blue	<b>COPPER</b>	Antique Copper
<b>BLACK</b>	Black	<b>WHITE</b>	White Granite	<b>GREEN</b>	Hunter Green		

**Gloss Finishes, Aluminum Models 18"- 72" – Non-standard colors are non-returnable –**

<b>GLOSS-6</b>	6" Housing for Single UGA and UGAH Models, 18"- 72" (select finish)						
<b>GLOSS-9</b>	9" Housing for Single UGAL and UGAHL Models, 18"- 72" (select finish)						
<b>GLOSS-15, -18</b>	15" and 18" Housings for Dual UGA, UGAH, UGAL, UGAHL Models, 18"- 72" (select finish)						
<b>RRED</b>	Radiant Red	<b>GGRAY</b>	Glossy Gray	<b>BBLACK</b>	Bold Black		
<b>GGOLD</b>	Gleaming Gold	<b>BBLUE</b>	Brilliant Blue				

**Designer Colors for Remote Control Enclosures – Non-standard colors are non-returnable –**

<b>RMB-COLOR</b>	Remote Control Housing in Designer Color						
<b>RED</b>	Warm Red	<b>GRAY</b>	Gray Granite	<b>NAVY</b>	Navy Blue	<b>COPPER</b>	Antique Copper
<b>BLACK</b>	Black	<b>WHITE</b>	White Granite	<b>GREEN</b>	Hunter Green		

**Gloss Finishes for Remote Control Enclosures – Non-standard colors are non-returnable –**

<b>RMB-GLOSS</b>	Remote Control Housing in Gloss Finish						
<b>RRED</b>	Radiant Red	<b>GGRAY</b>	Glossy Gray	<b>BBLACK</b>	Bold Black		
<b>GGOLD</b>	Gleaming Gold	<b>BBLUE</b>	Brilliant Blue				

<b>HAL</b>	Halogen Bulb in lieu of standard Display Light (60 Watt)
<b>LIGHTS ADD'L</b>	Extra Lamps – installed (max. two per ft. less one – one per ft. is standard). Not available for Dual Models
<b>UGA-NTL-14, -16</b>	Non-Adjustable Tubular Stands (specify 14" or 16" clearance)
<b>UGA-NTL-18, -20</b>	Non-Adjustable Tubular Stands (specify 18" or 20" clearance)
<b>UGA-NTL-22</b>	Non-Adjustable Tubular Stands (for 22" clearance)
<b>UGA-NTL-18-D, -20 -D</b>	Non-Adjustable Tubular Stands (specify 18" or 20" clearance)
<b>UGA-NTL-22-D, -24-D, -26-D</b>	Non-Adjustable Tubular Stands (specify 22", 24" or 26" clearance)
<b>NTL-PAINT</b>	Designer Color or Gloss Finish for Non-Adjustable Tubular Stands – Non-standard colors are non-returnable –
<b>NTL-PAINT-D</b>	Designer Color or Gloss Finish for Non-Adjustable Tubular Stands – Non-standard colors are non-returnable –

**Leads (must specify Lead length) –**

<b>HT-LEADS5</b>	1'-5' Extended Electrical Leads
<b>HT-LEADS10</b>	6'-10' Extended Electrical Leads
<b>HT-LEADS15</b>	11'-15' Extended Electrical Leads
<b>HT-LEADS20</b>	16'-20' Extended Electrical Leads
<b>RMB-UGA</b>	Remote Control Enclosure with Toggle Control and Indicator in lieu of attached Control Box (Designer Colors and Gloss Finishes available)
<b>RMB-UGA-INF</b>	Remote Control Enclosure with Toggle Switch, Electronic Infinite Control, Relay and Indicator Light in lieu of attached Control Box (Designer Colors and Gloss Finishes available)

**COLORS AND FINISHES – PAGE 33**

**RMB-UGA-INF**



## Details Of Strip Heater Recommended Range Above Target\* and Strip Heater Spacing Requirements - Based on 24" Strip Heaters

### GLO-RAY® INFRARED

#### Singles

(GRA, GRAL, GRAH, GRAHL GRN)

#### Singles Designer

(GR2A, GR2AH, GR2AL, GR2AHL)

Combustibles: 13½" high watt or 10" standard watt below, 1" above and 3" to back wall.

Non-combustibles: 1" above, 10" below for high watt with infinite or indicator lamp and 8" below for high watt toggle or standard watt. Must be installed in a pass-through area. Units with remote switches may be installed against a non-combustible back wall, flush to an overshelf and 8" to a surface below. Maximum 10" setback from the front of an overshelf. Models with cords must be installed 3" below an overshelf and 11" high watt or 10" standard watt over a surface below.

**Duals** (GRA-D, GRAH-D, GRAL-D, GRAHL-D)  
**Duals Designer** (GR2A-D, GR2AH-D, GR2AL-D, GR2AHL-D)  
 May not be installed in combustible surroundings. Non-combustibles: 1" above, 10" below. Must be installed in a pass-through area. Units with remote switches may be installed 3" from a non-combustible back wall, 8" from surface below and flush to an overshelf. Maximum 10" setback from the front of an overshelf.

#### Singles Max-Watt

(GRAM, GRAML, GRNM)

Do not use in combustible surroundings. Non-combustibles: 1" above, 12" to surface and 3" from back wall. Cord connected: 3" below an overshelf, 12" from surface below. Max. 10" setback from front of an overshelf.

#### Duals Max-Watt

(GRAM-D, GRAML-D)  
 May not be installed in combustible surroundings. Non-combustibles: units may be installed 3" from a non-combustible back wall, 1" below an overshelf, 15" to surface below. Maximum 10" setback from the front of an overshelf.

### ULTRA-GLO®

#### Singles and Duals

(UGA, UGA-D, UGAH, UGAH-D, UGAL, UGAL-D, UGAHL, UGAHL-D)  
 May not be installed in combustible surroundings. Non-combustibles: 1" above, 17" high watt or 14" standard watt from a surface below and 3" from a back wall.

**Dual Mounting** Do not mount warmers side by side (dual mounting) with less than a 3" space between units.

### GLO-RAY® INFRA-BLACK®

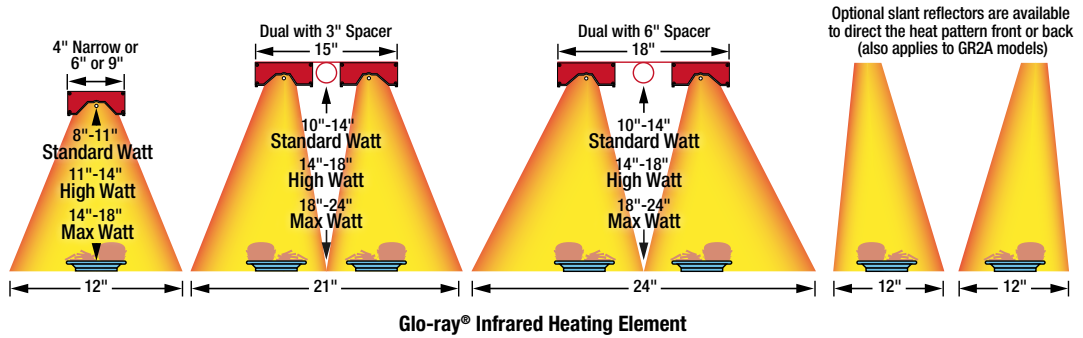
#### Singles

(GRAIH, GRAIHL, GRAIHL-D, GRAIH-D)  
 May not be installed in combustible surroundings. Non-combustibles: 1" above and 4" below. Must be installed in a pass-through area. Units with remote switches may be installed 3" from a non-combustible back wall and flush to an overshelf. Maximum 10" setback from the front of an overshelf.

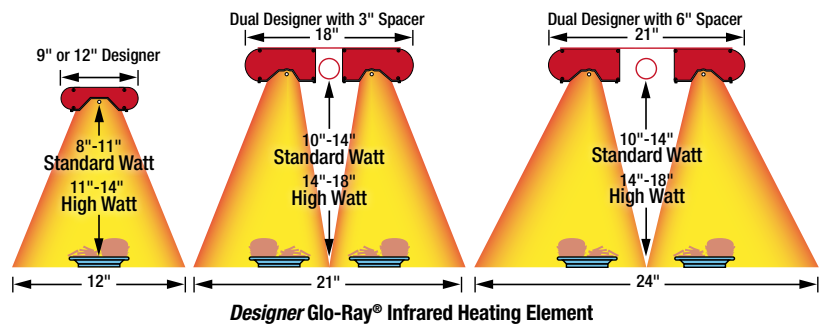
### GLO-RAY® NARROW HALOGEN

#### Singles

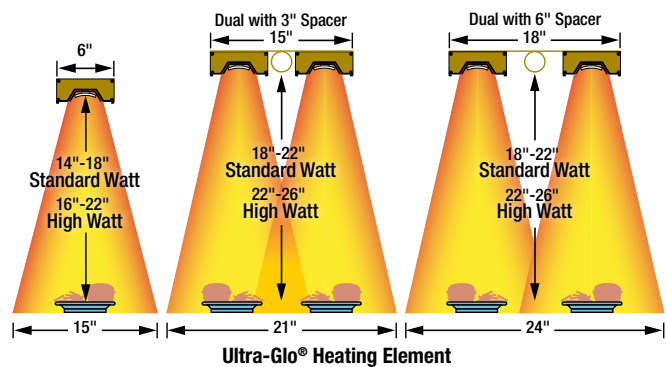
(GRN4, GRN4L)  
 Combustibles: Minimum of 10" above surface and 2" from a back wall. Non-Combustibles: 7" above and 2" from a back wall.



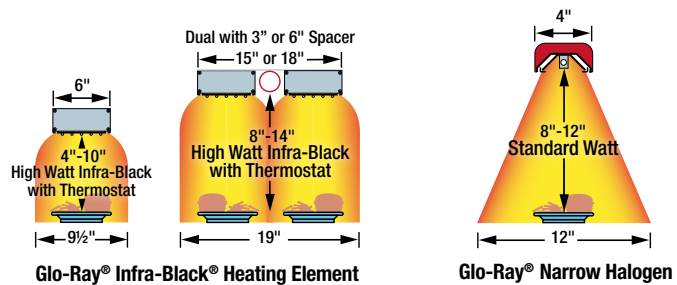
Glo-Ray® Infrared Heating Element



Designer Glo-Ray® Infrared Heating Element



Ultra-Glo® Heating Element



Glo-Ray® Infra-Black® Heating Element

Glo-Ray® Narrow Halogen

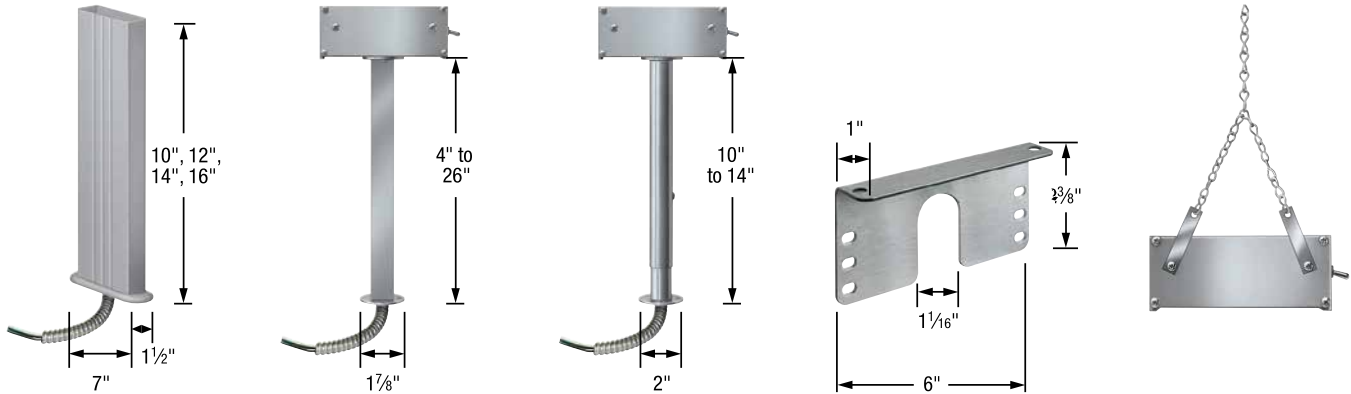
### DEPTH OF HEAT PATTERN AT RECOMMENDED ELEMENT HEIGHT

\* Recommended single unit application without base heat, based on ideal conditions. Based on a 24" Strip Heater. Individual applications may vary, consult factory.





### Glo-Ray® Mounting Arrangements



**PERMANENT - FOR HARD WIRED INSTALLATION**

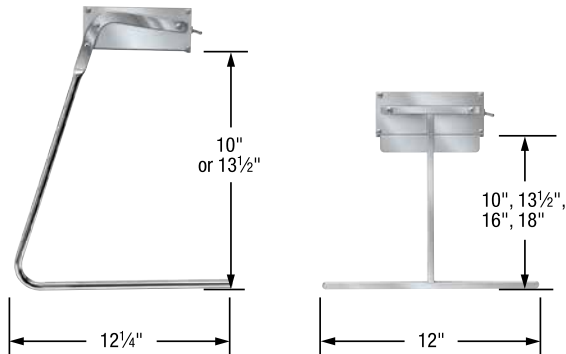
**Designer Non-Adjustable Stands**  
(GR2A series only)  
Sturdy stands conceal all hook-up wiring. Available in Designer colors.

**Non-Adjustable Tubular Stands**  
Sturdy stands conceal all hook-up wiring. Available in Designer colors. Duals require two pair. Specify power location.

**Adjustable Tubular Stands**  
Sturdy tubular stands conceal all hook-up wiring. Duals require two pair (not available on Max Watt or Ultra-Glo models). Specify power location.

**Angle Brackets**  
Special adjustable angle brackets fit 6" or 9" housings for mounting Glo-Ray under a shelf. Provides 1"-2" space between Glo-Ray and overshef. Duals require two pair. (standard on Max Watt or Ultra-Glo models).

**Chain Suspension**  
Chains attach to tabs provided with warmers and are available in various lengths to suit the location (not available on Max Watt or Ultra-Glo models).



**PORTABLE - FOR CORD AND PLUG INSTALLATION**

**C-Leg Stands**  
Attractive chrome plated legs allow easy relocation of the warmer. For models 72" or less in width (not available on Max Watt or Ultra-Glo models). Requires attached cord and plug.

**T-Leg Stands**  
Provide rigid stability and allow for more pass-through area below unit. For models 72" or less in width (not available on Max Watt or Ultra-Glo models). Requires attached cord and plug.

**STATIONARY - FOR CORD AND PLUG INSTALLATION**

**Chain Hook**  
Chains attach to tabs provided with warmers. 6" chain with S-Hooks for units with cord and plug only.

## Remote Control Enclosures

- 1 Find the volt and current (amp) rating for the Strip Heater(s) the RMB2 will be controlling. This is the total current of all circuits on the warmer(s).
- 2 If the current rating is under 20 amps, then select an RMB2-1R, if the current rating is between 20 and 40 amps, select the RMB2-2R. The RMB2-2R has two 20 amp outputs.
- 3 Select the current (amp) rating of the RMB2 that is just above the total current rating of the warmer(s) it will control. The RMB2 will need to be connected to a branch circuit breaker suitable for its current rating.
- 4 Select the voltage rating for the RMB2 based on the highest voltage rating of the warmer(s). For example, if the warmer(s) is rated 120/208 volts, select a 208 volt RMB2 control.

- Easy to specify, install and service
- Compatible with most Strip Heaters (GR, GRA, GRAH, GRAIH, GR2A, GR2AH, GRN and GRNH series)
- Total amperage of light and heat combined cannot exceed max amp rating of the control box
- Maximum of 8 amps total allowed on the light circuit
- Multiple Strip Heaters may be connected to one RMB2 if the combined current draw of the warmers is less than the rating of the RMB2. All warmers will be controlled with same set-point



**RMB2-2R**  
with two relays



**RMB2-1R**  
with one relay

### REMOTE CONTROL ENCLOSURES (RMB)

Model	Description	Voltage
<b>1 Toggle 1 Infinite 1 Relay, 1 Indicator</b>		
<b>RMB2-1R</b>	12 Max. Amps	120, 208, 240
	16 Max. Amps	120, 208, 240
	20 Max. Amps	120, 208, 240
<b>1 Toggle 1 Infinite 2 Relays, 1 Indicator</b>		
<b>RMB2-2R</b>	24 Max. Amps	120, 208, 240
	32 Max. Amps	120, 208, 240
	40 Max. Amps	120, 208, 240

**All Remote Control Enclosure Models Feature:**

**Ship Weight:** 6-8 lbs. depending on components.

**Dimensions:** RMB2-1R: 11"W x 4½"D x 5½"H.

RMB2-2R: 14"W x 4½"D x 5½"H.

**Cutout Dimensions:** RMB2-1R: 10⅞" W x 4¾" H.


RMB2-2R: 13⅞" W x 4¾" H.



## Remote Control Enclosures

Hatco Remote Control Enclosures are built in accordance with UL standards for toggle or infinite switches, indicator lights and wiring, ready for installation when purchased with Glo-Ray® Strip Heaters. When Remote Control Enclosures are used, no more than one RMB per strip heater and no more than one strip heater per RMB.

- Built for toggle or infinite switches, indicator lights and wiring
- One RMB per strip heater
- Consult RMB configurator for specific details at [www.hatcocorp.com](http://www.hatcocorp.com)



### REMOTE CONTROL ENCLOSURES (RMB)

Model	Description	Voltage	Width
RMB-3A, -3B, -3C	1 Infinite	120, 208, 240	5½"
RMB-3D	1 Toggle	120, 208, 240	5½"
RMB-3E	2 Toggle	120, 208, 240	5½"
RMB-3F, -3G, -3H	1 Toggle, 1 Indicator	120, 208, 240	5½"
RMB-7A, -7B, -7C	2 Infinite	120, 208, 240	9"
RMB-7D	3 Toggle	120, 208, 240	9"
RMB-7E	4 Toggle	120, 208, 240	9"
RMB-7F, -7G, -7H	1 Infinite, 1 Indicator	120, 208, 240	9"
RMB-7I, -7J, -7K	2 Toggle, 2 Indicator	120, 208, 240	9"
RMB-7L, -7M, -7N	1 Toggle, 1 Infinite	120, 208, 240	9"
RMB-7O, -7P, -7Q	1 Toggle, 1 Infinite, 1 Indicator	120, 208, 240	9"
RMB-14A, -14B, -14C	3 Infinite	120, 208, 240	14"
RMB-14D, -14E, -14F	4 Infinite	120, 208, 240	14"
RMB-14G	5 Toggle	120, 208, 240	14"
RMB-14H	6 Toggle	120, 208, 240	14"
RMB-14I, -14J, -14K	3 Toggle, 3 Indicator	120, 208, 240	14"
RMB-14L, -14M, -14N	2 Infinite, 2 Indicator	120, 208, 240	14"
RMB-14O, -14P, -14Q	2 Toggle, 2 Infinite	120, 208, 240	14"
RMB-14R, -14S, -14T	1 Toggle, 1 Infinite w/Relay, 1 Indicator	120, 208, 240	14"
RMB-14V, -14W, -14Y	1 Toggle, 2 Infinite	120, 208, 240	14"
RMB-14AA, -14AB	Master Toggle, 1 Electronic Infinite w/Relay	120, 208, 240	14"
RMB-14AF, -14AG, -14AH	3 Toggle, 2 Indicator	120, 208, 240	14"
RMB-14AI, -14AJ, -14AK	1 Toggle, 3 Infinite	120, 208, 240	14"
RMB-14AL, -14AM, -14AN	1 Toggle, 2 Infinite, 2 Indicator	120, 208, 240	14"
RMB-14AO, -14AP, -14AQ	1 Toggle, 2 Infinite, 3 Indicator	120, 208, 240	14"
RMB-14AR, -14AS, -14AT	1 Infinite w/Relay, 1 Indicator	120, 208, 240	14"
RMB-16B, -16C, -16D	1 Toggle, 4 Infinite	120, 208, 240	16"
RMB-16E, -16F, -16G	3 Toggle, 2 Infinite	120, 208, 240	16"
RMB-20D, -20E, -20F	3 Toggle, 2 Infinite	120, 208, 240	20"
RMB-20G, -20H, -20I	2 Toggle, 4 Infinite	120, 208, 240	20"
RMB-20J, -20K, -20L	3 Toggle, 4 Infinite, 4 Indicator	120, 208, 240	20"
RMB-20M, -20N, -20P	3 Toggle, 2 Infinite, 2 Indicator	120, 208, 240	20"
RMB-20R, -20S, -20T	2 Toggle, 4 Infinite, 4 Indicator	120, 208, 240	20"
RMB-20AA, -20AB, -20AC	2 Toggle, 2 Infinite, 2 Indicator	120, 208, 240	20"
RMB-20AF, -20AG, -20AH	4 Infinite, 4 Indicator	208, 240, 120	20"
RMB-20AN, -20AO, -20AP	4 Toggle, 4 Indicator	120, 208, 240	20"

**Toggle Switch:** Max. 15 amps  
**Infinite Switch:** Max. 12.2 amps

**NOTE:** See our RMB picker on the Hatco website, [www.hatcocorp.com](http://www.hatcocorp.com)

**All Remote Control Enclosure Models Feature:**  
 Ship Weight: 2-8 lbs. depending on components.  
 Max. Allowable Amperage per Switch: Toggle 15.0; Infinite 12.2  
 Dimensions (not including Switches): 5½", 9", 14", 16" or 20"W x 3"D x 2½"H.

### OPTIONS (available at time of purchase only)

**Designer Colors – Non-standard colors are non-returnable –**

RMB-COLOR	Remote Control Housing in <i>Designer</i> Color					
	<b>RED</b> Warm Red	<b>GRAY</b> Gray Granite	<b>NAVY</b> Navy Blue	<b>COPPER</b> Antique Copper		
	<b>BLACK</b> Black	<b>WHITE</b> White Granite	<b>GREEN</b> Hunter Green			

**Gloss Finishes – Non-standard colors are non-returnable –**

RMB-GLOSS	Remote Control Housing in Gloss Finish		
	<b>RRED</b> Radiant Red	<b>GGRAY</b> Glossy Gray	<b>BBLACK</b> Bold Black
	<b>GGOLD</b> Gleaming Gold	<b>BBLUE</b> Brilliant Blue	

### COLORS AND FINISHES – PAGE 33



## Paint Chip Sample Colors

### DESIGNER COLORS



### GLOSS FINISHES



### PLATED FINISHES



*Colors are a representation and may not exactly match our colors.  
Consult factory for possible color matching options on these colors.  
Non-standard colors are non-returnable.*

To order a Hatco Paint Chip & Stone Sample Colors Sheet, visit [www.hatcocorp.com](http://www.hatcocorp.com) / Order Literature / Sales Literature / Sell Sheets.

Sturgeon Bay, WI 54235 U.S.A. Telephone: (800) 558-0607 or (414) 671-6350 [www.hatcocorp.com](http://www.hatcocorp.com)





Scan with web-enabled  
mobile device to visit  
[www.hatcocorp.com](http://www.hatcocorp.com)



**Hatco Corporation**

P.O. Box 340500 | Milwaukee WI 53234-0500 USA  
800-558-0607 | 414-671-6350 | Fax: 800-543-7521  
[www.hatcocorp.com](http://www.hatcocorp.com) | [equipsales@hatcocorp.com](mailto:equipsales@hatcocorp.com)