
















2010 INTERNATIONAL CATALOG

WARING
COMMERCIAL



	FoodProcessors	4 – 5
	ImmersionBlenders	6 – 7
	FoodBlenders	8 – 9
	Food&BarBlenders	10 – 11
	 Hi-PowerBlenders	12 – 14
	Blender for every need	15
	CommercialToasters	16 – 17
	PaniniGrills	18 – 19
	DeepFryers	20 – 21
	DrinkMixers	22 – 23
	ProfessionalJuicers	24 – 25
	SpecialtyProducts.	22 – 27
	CommercialAccessories	28 – 32
	ProductInformation	33 – 35



2.5-Quart Commercial Food Processors

VCM1000PE*/VCM1000SE*

- Commercial-grade $\frac{2}{3}$ HP high-performance 1,800 RPM motor
- Slice, shred, grate, chop, mix, purée, julienne directly into the batch bowl
- VCM1000PE – clear polycarbonate workbowl
- VCM1000SE – stainless steel workbowl
- Includes: serrated S blade (DFP01)
- 230 VAC, 50 Hz, 500 watts, 2.2 amps
- CE, RoHS



Accessory for VCM1000PE and VCM1000SE

VPA1000E

Durable continuous-feed chute for dicing, slicing, shredding, grating, chopping and julienne



Pro Prep® Chopper Grinder

WCG75E*

- $\frac{3}{4}$ -quart capacity
- 2 separate bowl and blade assemblies – one for grinding – one for chopping!
- Powerful high-speed 2-pole $\frac{3}{4}$ HP induction motor, 1800 RPM
- 230 VAC, 50 Hz, 0.9 amps
- CE, RoHS

Continuous-Feed Food Processor

FPE15

- High-torque, direct-drive ½ HP quiet motor, 1800 RPM
- Continuous-feed or 2½-quart batch processing
- Six stainless steel processing discs with metal hubs (thin, medium and thick slicing discs, fine and medium shredding discs, french fry/julienne disc)
- Stainless steel cutting and mixing blades
- Funnel and food pusher
- 230 VAC, 50/60 Hz, 600 watts, 2.6 amps
- CE, RoHS



Batch Bowl Food Processor

FPE14

- Same features as FPE15, excluding continuous-feed bowl, fine shredding disc, and french fry/julienne disc
- 230 VAC, 50/60 Hz, 600 watts, 2.6 amps
- CE, RoHS

7-Cup Commercial Food Processor

WFP7E*

- Heavy-duty ½ HP high-performance motor, 1800 RPM
- Clear-view unbreakable work bowl
- Easy On, Off, Pulse control
- Stainless steel serrated S blade to chop, grind, mix, and purée (WFP7K1), 2mm slicing disc (WFP116), fine grating disc (WFP113), and detachable disc stem (WFP7K2)
- Small and large pushers with safety interlock sleeve
- 230 VAC, 50 Hz, 410 watts, 1.8 amps
- CE, RoHS



14-Cup Commercial Food Processor

WFP14E*

- Heavy-duty ¾ HP high-performance motor, 1800 RPM
- Clear-view unbreakable work bowl
- Easy On, Off, Pulse control
- Stainless steel serrated S blade to chop, grind, mix, and purée (WFP141), 2mm slicing disc (WFP145), fine grating disc (WFP143), and detachable disc stem (WFP142)
- Extra-large feed chute with large and small pushers to reduce prep time
- 230 VAC, 50/60 Hz, 600 watts, 2.6 amps
- CE, RoHS



* Please note items with asterisk are made in China and, at lower prices, require minimum order quantities.



Light-Duty Quik Stik®

WSB33E*

- 7" fixed shaft, 12-liter capacity
- High efficiency 100-watt, 2-speed motor
- 20,000 RPM on High
- Lightweight and compact
- All-purpose stainless steel blade
- 230 VAC, 50/60 Hz, 0.4 amps
- CE, RoHS



Medium-Duty Quik Stik Plus®

WSB40E*

- 10" fixed shaft, 24-liter capacity
- ½ HP heavy-duty motor
- 350-watt, 2-speed control
- 20,000 RPM on High
- Rubberized comfort grip
- All-purpose stainless steel blade
- 230 VAC, 50/60 Hz, 1.5 amps
- CE, RoHS



NEW!

Quik Stik Xpress® Cordless Immersion Blender

WSB25E*

- 10" stainless steel shaft and blade
- 2-speed operation, 13,000 RPM on High
- 9.6 volt NiMH rechargeable battery pack
- 1 hour run time (no load)
- High-speed wall-mountable recharging station
- 23-liter capacity
- Limited One Year Warranty
- CE, RoHS

Rapid Charging Station

WSB25CSE*

- Optional 1.5 hour rapid charging station, with 9.6 volt NiMH battery included

Battery Pack

WSB25BPE*

- 9.6 volt NiMH rechargeable battery



Heavy-Duty Big Stix®

- 1 HP heavy-duty motor
- 650-watt variable speed motor — 18,000 RPM on High
- Continuous On feature
- NEW!** • User-replaceable couplings with kit (CAC104)
- All-purpose stainless steel blade
- Rubberized comfort grip and second handle for safe and controlled operation
- Completely sealed stainless steel shaft is easily removable and dishwasher safe
- Universal power packs fit all shafts
- 230 VAC, 50/60 Hz, 2.8 amps
- CE, RoHS



Model	Removable Shaft	Capacity
WSB50E*	12"	40 liters
WSB55E*	14"	60 liters
WSB60E*	16"	100 liters
WSB65E*	18"	140 liters
WSB70E*	21"	200 liters

Heavy-duty Big Stix® Power Pack with 10" Stainless Steel Whisk Attachment

WSBPPWE*


- 1 HP, 650-watt variable speed motor — 1600 RPM on High
- All the same features as Big Stix®
- NEW!** • User-replaceable couplings with kit (CAC104)



10" Stainless Steel Whisk Attachment

WSB2W*

- Fits entire Big Stix® Heavy-Duty Immersion Blender line
- NEW!** • User-replaceable couplings with kit (CAC104)



Wall Mount Hanger

WSB01*

- Available for easy storage while unit is not in use



Bowl Clamp

WSBBC*

- For hands-free operation



Heavy-Duty Big Stix® Power Pack

WSBPPE*



* Please note items with asterisk are made in China and, at lower prices, require minimum order quantities.



4-Liter Food Blenders

24CB9EC/24CB10C/24CB9ET/ CB15VE

- Heavy-duty 3.75 HP motor, 21,000 RPM on High
- Mechanical controls with 3 speeds and Pulse
- CB15VE – Variable speed controls (not shown)
- Stainless steel container with two handles and rubberized lid
- New dishwasher-safe one-piece jar pad for easy cleaning
- 6.5 amps
- 24CB9ET – 3-minute mechanical timer
- 24CB9EC – 230 VAC, 50 Hz, CE
- 24CB10C – 230 VAC, 50/60 Hz, Non-CE
- 24CB9ET – 230 VAC, 50 Hz, Non-CE
- CB15VE – 230 VAC, 50 Hz, CE

Hot Blending Lid Available

CBL10



Half-Gallon Food Blenders

HGB44E/HGB440E


- Heavy-duty 1.5 HP motor, 24,500 RPM on High, 3.3 amps
- 2-liter unbreakable polycarbonate container with one-piece stainless steel blade
- 3-position toggle switch
- User-replaceable metal-reinforced rubber drive coupling
- HGB44E – 230 VAC, 50 Hz, CE
- HGB440 – 230 VAC, 50/60 Hz, Non-CE
- RoHS



Half-Gallon Food Blenders

HGB25E/HGB250

- Heavy-duty 1.5 HP motor, 24,500 RPM on High, 3.3 amps
- 2-liter stainless steel container with stainless steel blade
- HGB25E – 230 VAC, 50 Hz, CE
- HGB250 – 230 VAC, 50/60 Hz, Non-CE
- 3-position toggle switch
- Easily replaceable metal-reinforced rubber drive coupling



Two-Speed Kitchen Blenders with Timer

8010EG/8010ES

- Powerful 2-speed ½ HP motor — 18,000–22,000 RPM
- Durable, epoxy-powder-coated zinc die-cast housing
- Available models:
 - 8010G — 1.2-liter glass container
 - 8010S — 1-liter stainless steel container
- 230 VAC, 50/60 Hz, 1.7 amps
- RoHS



Two-Speed Food Blenders

8011EG/8011ES

- Durable, epoxy-powder-coated zinc die-cast housing
- Powerful 2-speed ½ HP motor — 18,000–22,000 RPM
- Stainless steel blade
- Available models:
 - 8011G — 1.2-liter glass container
 - 8011S — 1-liter stainless steel container
- 230 VAC, 50/60 Hz, 1.7 amps
- RoHS



Single-Speed Food Blenders

800EG/800ES

- Durable, epoxy-powder-coated zinc die-cast housing
- Powerful ½ HP, 20,000 RPM motor
- Stainless steel blade
- Available models:
 - 800G — 1.4-liter glass container
 - 800S — 1-liter stainless steel container
- 230 VAC, 50/60 Hz, 1.4 amps
- RoHS





NuBlend® Commercial Blenders

BB180PE/BB180SE

- Powerful ¾ HP motor, 20,500 RPM on High
- Crushes ice in seconds!
- BB180PE — 1.3-liter polycarbonate container
- BB180SE — 1-liter stainless steel container
- High, Low, Off, and Pulse toggle switches
- 230 VAC, 2.2 amps
- CE, RoHS



NuBlend® Commercial Blenders

BB185PE/BB185SE

- Powerful ¾ HP motor, 20,500 RPM on High
- Crushes ice in seconds!
- BB185PE — 1.3-liter polycarbonate container
- BB185SE — 1-liter stainless steel container
- High, Low, Off, and Pulse electronic touchpad controls
- 230 VAC, 2.2 amps
- CE, RoHS



Two-Speed Bar Blender

MBE18E


- 330-watt motor, 22,000 RPM
- 3-position toggle switch
- 1.25-liter glass container
- Classic stainless steel waterfall base
- 220/240 VAC, 50/60 Hz, 1.4 amps
- CE, RoHS



TAILGATER™ Blender

TG15

- Powered by 12-volt cigarette lighter
- 10,000 RPM, 84 watts
- Chrome waterfall base
- Extra-long 15-ft. cord with DC plug
- Break-resistant 48-oz. polycarbonate carafe



Basic Bar Blenders

BB25EP/BB250/BB25ES/ BB250S

- 2-speed ½ HP motor, 22,000 RPM on High, 1.4 amps
- Rugged, one-piece stainless steel cutting blade
- User-replaceable metal-reinforced rubber drive coupling
- BB25EP/BB250 — 1.4-liter polycarbonate container
- BB25ES/BB250S — 1-liter stainless steel container
- BB25EP/BB25ES — 230 VAC, 50 Hz, CE
- BB250/BB250S — 230 VAC, 50/60 Hz, Non-CE
- RoHS



Margarita Madness® Blenders

MB24/MB24CE

- Heavy-duty 1.5 HP two-speed motor, 24,500 RPM on High
- 1.5-liter polycarbonate container with stainless steel blade
- Polycarbonate heavy-duty motor housing
- User-replaceable metal reinforced rubber drive coupling
- Includes bonus value: free extra drive coupling
- 220/240 VAC, 50/60 Hz, 3.3 amps
- MB24 — Non-CE, RoHS
- MB24CE — CE, RoHS



Chrome Bar Blenders

BB90EP/BB90ES/BB90EG

- 330-watt motor, 22,000 RPM on High
- 3-position toggle switch
- Heavy zinc die-cast chrome-plated housing
- BB90EP — 1.5-liter polycarbonate container
- BB90ES — 1-liter stainless steel container
- BB90EG — 1.25-liter glass container
- 220/240 VAC, 50/60 Hz, 1.4 amps
- CE, RoHS



blend™



WARING
COMMERCIAL



Hi-Power Blenders

MX1000XTTEE/MX1000XTPEE

- Heavy-duty 3.5 peak HP motor
 - 45,000 RPM bare motor speed, 1500 watts
 - Simple High, Low, Off and Pulse paddle switches
 - One-piece dishwasher-safe removable jar pad
 - MX1000XTTEE — 2-liter BPA-free copolyester container
 - MX1000XTPEE — 1.5-liter stackable BPA-free copolyester container
 - **MX1000XTSEE, MX1000XTPSEE – Sound Enclosure Included**
 - 240 VAC, 50Hz, 6.25 amps
 - CE, RoHS
- (other configurations may be available)

NEW!

CAC89, CAC93

BPA-free Eastman Tritan™
copolyester containers



Hi-Power Blenders

MX1050XTTEE/MX1050XTPEE

- Heavy-duty 3.5 peak HP motor
 - 45,000 RPM bare motor speed, 1500 watts
 - Easy-to-clean electronic membrane keypad with simple On/Off, High, Low, Stop and Pulse controls
 - One-piece dishwasher-safe removable jar pad
 - MX1050XTTEE — 2-liter BPA-free copolyester container
 - MX1050XTPEE — 1.5-liter stackable BPA-free copolyester container
 - **MX1050XTSEE, MX1050XTPSEE – Sound Enclosure Included**
 - 240 VAC, 50Hz, 6.25 amps
 - CE, RoHS
- (other configurations may be available)



Hi-Power Blenders with Timer

MX1100XTEE/MX1100XTPEE

- Heavy-duty 3.5 peak HP motor
- 45,000 RPM bare motor speed, 1500 watts
- Easy-to-clean electronic membrane keypad with simple On/Off, High, Low, Stop and Pulse controls
- 30-second electronic countdown timer
- One-piece dishwasher-safe removable jar pad
- MX1100XTEE — 2-liter BPA-free copolyester container
- MX1100XTPEE — 1.5-liter stackable BPA-free copolyester container
- **MX1100XTSEE, MX1100XTPSEE – Sound Enclosure Included**
- 240 VAC, 50Hz, 6.25 amps
- CE, RoHS
- (other configurations may be available)



CAC89, CAC93

BPA-free Eastman Tritan™ copolyester containers

NEW!

Hi-Power Blenders with Timer

MX1200XTEE/MX1200XTPEE

- Heavy-duty 3.5 peak HP motor
- 45,000 RPM bare motor speed, 1500 watts
- Easy-to-clean electronic membrane keypad with simple On/Off, High, Low, Stop and Pulse controls
- 30-second electronic countdown timer
- One-piece dishwasher-safe removable jar pad
- MX1200XTEE — 2-liter BPA-free copolyester container
- MX1200XTPEE — 1.5-liter stackable BPA-free copolyester container
- **MX1200XTSEE, MX1200XTPSEE – Sound Enclosure Included**
- 240 VAC, 50Hz, 6.25 amps
- CE, RoHS
- (other configurations may be available)



XTREME

ING
RCIAL

3

4

OFF

ART
OP

MAX
PULSE

NORM



Hi-Power Programmable Blenders

MX1300XTREE/MX1300XTPEE

- Heavy-duty 3.5 peak HP motor, 1500 watts
 - Easy-to-clean electronic membrane keypad
 - LCD display with blue backlight for easy viewing and program selection
 - 4 reprogrammable beverage stations
 - Daily and total drink counter display
 - Adjustable speed controls
 - MX1300XTREE — 2-liter BPA-free copolyester container
 - MX1300XTPEE — 1.5-liter stackable BPA-free copolyester container
 - 240 VAC, 50 Hz, 6.25 amps
 - CE, RoHS
- (other configurations may be available)



Hi-Power Programmable Blenders with Sound Enclosure

MX1500XTREE/MX1500XTPEE

- Heavy-duty 3.5 peak HP motor, 1500 watts
 - Easy-to-clean electronic membrane keypad
 - LCD display with blue backlight for easy viewing and program selection
 - 4 reprogrammable beverage stations
 - Daily and total drink counter display
 - Adjustable speed controls
 - MX1500XTREE — 2-liter BPA-free copolyester container
 - MX1500XTPEE — 1.5-liter stackable BPA-free copolyester container
 - 240 VAC, 50 Hz, 6.25 amps
 - CE, RoHS
- (other configurations may be available)

NEW!

CAC89, CAC93

BPA-free Eastman Tritan™ copolyester containers

XTREME ACCESSORIES

SE1000

Large Sound Enclosure

- Retro-fits all blenders in Waring Commercial Xtreme Series — Half-Gallon Jars



SE500

Small Sound Enclosure

- Retro-fits all blenders in Waring Commercial Xtreme Series — 48-oz. Jars





A Blender for Every Need



**Bar
Blenders**



**NuBlend®
Commercial
Blenders**



**Margarita
Madness®**



**Heavy-Duty
XTREME
Blenders**



**One-Gallon
Food
Blenders**

Features

- | | | | | |
|--|---|---|--|---|
| <ul style="list-style-type: none"> • Powerful 1/2 HP Motor • 2-Speed Motor • Metal-Reinforced Rubber Drive Coupling • Durable Zinc Die-Cast Housing • Limited Two Year Warranty | <ul style="list-style-type: none"> • Powerful 3/4 HP Motor • Crushed Ice in Seconds • High, Low, Off and Pulse Toggle Switches and Electronic Touchpad Controls • Limited Two Year Warranty | <ul style="list-style-type: none"> • Powerful 1 1/2 HP 2-Speed Motor • 48 oz. Polycarbonate Container • Metal-Reinforced Drive Coupling • Limited One Year Warranty | <ul style="list-style-type: none"> • Powerful 3 1/2 Peak Input HP Motor • 45,000 RPM (Bare Motor Speed) • 48 oz. or 64 oz. Stackable BPA-free Copolyester Container • Limited Three Year Motor and Two Year Parts and Labor Warranties | <ul style="list-style-type: none"> • Heavy Duty 3 3/4 HP Motor • 1 Gallon Stainless Steel Container with Two Handles • Easy-to-Clean Electronic Membrane Panel or Mechanical Controls with Pulse and 3 Speeds or Variable • Limited Three Year Motor Warranty |
|--|---|---|--|---|

Drinks Per Day

1-24

25-49

50-74

75+

100+

Usage and Application Type

Light to Medium Beverage Prep

Light to Medium Food and Beverage Prep

Medium to Heavy Food and Beverage Prep

Heavy Food and Beverage Prep

Heavy Food Prep

Great for Use in

Bars

Bars, Small Restaurants, Smoothie Shops

Bars, Restaurants, Smoothie Shops

Smoothie Shops, Coffee Shops, Restaurants, Bars, Healthcare, Schools, Institutions

Large Restaurants, Healthcare, Schools, Institutions

Recommended Applications

Frozen Drinks, Smoothies, Margaritas and More

Frozen Cocktails, Ice Cream Drinks, Dips, Salsas, Sauces and More

Margaritas, Daiquiris, Granitas, Sauces, Soups and More

Fruit Smoothies, Iced Coffee Drinks, Frozen Cocktails, Salsas, Sauces, Soups, Desserts, Dressings and More

Dressings, Salsas, Sauces, Soups and More



4-Slice Medium-Duty Toaster

WCT708E*

- Brushed chrome steel housing
- Four extra-wide 1 $\frac{3}{8}$ " slots, great for bagels
- 225 slices per hour
- Electronic browning controls
- Four self-centering bread racks
- Removable crumb trays
- 1800 watts, 7.8 amps
- CE, RoHS



Heavy-Duty Commercial Toaster

WCT805E*

- Uniformly toasts regular bread, Texas toast, frozen waffles and many other foods
- Four 1 $\frac{1}{8}$ " regular toast slots
- Easily replaceable industrial heating plates
- 380 slices per hour
- 240 VAC, 2400 watts, 10.4 amps
- Electronic browning controls and carriage control lift levers
- Dishwasher-safe crumb tray
- CE, RoHS



Heavy-Duty Combination Toaster

WCT815E*

- Uniformly toasts regular bread, Texas toast, frozen waffles and many other foods
- Two 1 1/8" regular toast slots and two 1 1/2" extra-wide slots for bagels
- Bagel slots toast on cut side of bagel only
- Easily replaceable industrial heating plates
- 380 slices per hour
- 240 VAC, 2025 watts, 8.8 amps
- Electronic browning controls and carriage control lift levers
- Dishwasher-safe crumb tray
- CE, RoHS



Heavy-Duty Commercial Conveyor Toaster

CTS1000E*

- Super-high output – 1200 slices per hour
- Ultra-fast, 5-minute heat-up time
- Large 2" opening accommodates thick breads and bagels
- Energy-saving standby function
- Heavy-duty, brushed stainless steel construction
- Indicator lights — Power On and Toaster Ready
- Cool-touch side panels
- Compact, space-saving design
- Lightweight and portable with thermo-insulated carrying handles
- Conveyor speed control to suit all toasting preferences
- 230 VAC, 2700 watts, 11.25 amps



* Please note items with asterisk are made in China and, at lower prices, require minimum order quantities.



Panini Perfetto™
Compact Italian-Style Panini Grill

WPG150E*

- Ribbed cast-iron plates for even heat distribution and quick cooking time
- 9.75" x 9.25" cooking surface, great for grilled paninis, hamburgers, chicken, vegetables and more
- Brushed stainless steel body and removable drip tray
- Hinged, auto-balancing top plate to accommodate foods up to 3" thick
- Adjustable thermostat to 570°F
- Indicator lights — Power and Ready
- Heat-resistant handles
- 230 VAC, 2100 watts, 8.7 amps
- CE, RoHS



Tostato Perfetto™
Compact Italian-Style Panini Grill

WFG150E*

- Flat cast-iron plates
- 9.75" x 9.25" cooking surface, great for grilled paninis, hamburgers, chicken, vegetables and more
- Brushed stainless steel body and removable drip tray
- Hinged, auto-balancing top plate to accommodate foods up to 3" thick
- Adjustable thermostat to 570°F
- Indicator lights — Power and Ready
- Heat-resistant handles
- 230 VAC, 2100 watts, 8.7 amps
- CE, RoHS



Panini Supremo™
Large Italian-Style Panini Grill

WPG250E*

- Ribbed cast-iron plates for even heat distribution and quick cooking time
- 14.5" x 11" cooking surface, great for grilled paninis, hamburgers, chicken, vegetables and more
- Brushed stainless steel body and removable drip tray
- Hinged, auto-balancing top plate to accommodate foods up to 3" thick
- Adjustable thermostat to 570°F
- Adjustable back feet for easy grease drainage
- Indicator lights — Power and Ready
- Heat-resistant handles
- 230 VAC, 2520 watts, 10.4 amps
- CE, RoHS



Tostato Supremo™
Large Italian-Style Panini Grill

WFG250E*

- Flat cast-iron plates
- 14.5" x 11" cooking surface, great for grilled paninis, hamburgers, chicken, vegetables and more
- Brushed stainless steel body and removable drip tray
- Hinged, auto-balancing top plate to accommodate foods up to 3" thick
- Adjustable thermostat to 570°F
- Adjustable back feet for easy grease drainage
- Indicator lights — Power and Ready
- Heat-resistant handles
- 230 VAC, 2520 watts, 10.4 amps
- CE, RoHS



* Please note items with asterisk are made in China and, at lower prices, require minimum order quantities.

NEW!



Heavy-Duty 10-lb. Deep Fryer

WDF1000E

- Includes 2 twin baskets (TFB10) and large single basket (LFB10) – stainless steel with removable handles
- Night cover (NC100) included
- Hinged heating element and removable stainless steel tank for easy cleaning
- 30-minute timer and variable temperature control up to 200°C
- 230 VAC, 50 Hz, 2850 watts, 12.4 amps
- CE, RoHS

Bonus Accessories Included



NC100
Night Cover



LFB10
Large Single Basket

NEW!



Double 10-lb. Deep Fryers

WDF1000DE

- Includes 4 twin baskets (TFB10) and 2 large single baskets (LFB10) – stainless steel with removable handles
- 2 night covers (NC100) included
- Hinged heating elements and removable stainless steel tanks for easy cleaning
- 30-minute timers and variable temperature controls up to 200°C
- 230 VAC, 50 Hz, 2850 watts, 12.4 amps (X2)
- CE, RoHS

Bonus Accessories Included



NC100
2 Night Covers



LFB10
2 Large Single Baskets



Heavy-Duty 15-lb. Deep Fryer

WDF1550E

- Includes 2 twin baskets (TFB15) and large single basket (LFB15) – stainless steel with removable handles
- Night cover (NC150) included
- Hinged heating element and removable stainless steel tank for easy cleaning
- 30-minute timer and variable temperature control up to 200°C
- 230 VAC, 50 Hz, 2850 watts, 12.4 amps (X2)
- CE, RoHS

NEW!



Bonus Accessories Included



NC150
Night Cover



LFB15
Large Single Basket

Double 15-lb. Deep Fryers

WDF1550DE

- Includes 4 twin baskets (TFB15) and 2 large single baskets (LFB15) – stainless steel with removable handles
- 2 night covers (NC150) included
- Hinged heating elements and removable stainless steel tanks for easy cleaning
- 30-minute timers and variable temperature controls up to 200°C
- 230 VAC, 50 Hz, 2850 watts, 12.4 amps (X2)
- CE, RoHS

NEW!



Bonus Accessories Included



NC150
2 Night Covers



LFB15
2 Large Single Baskets



Single-Head Drink Mixers

DME20M/DMX20M

- Heavy-duty 2-speed (Hi-Lo) motor captured in shock-resistant rubber mounts for quiet, trouble-free operation
- 21,000 RPM on High
- Fully automatic start/stop operation
- Durable, epoxy-powder-coated zinc die-cast housing
- Exclusive removable stainless steel front panel for easy cleaning
- Includes 2 agitators
- Includes CAC20, 28-oz. stainless steel mixer cup
- 110 watts, 0.5 amps
- DME20M — 230 VAC, 50 Hz, CE
- DMX20M — 230 VAC, 50/60 Hz, Non-CE
- RoHS



Single-Spindle Drink Mixers

DME70M/DMX70M

- Two speeds: High 20,000 RPM, Low 15,000 RPM
- Automatic start/stop operation
- Commercial motor/heavy-duty die-cast housing with baked enamel finish/shock-resistant rubber mounts
- Lifetime sealed ball bearing
- Removable stainless steel front panel for easy cleaning
- Two agitators included: butterfly agitator and solid agitator
- 28-oz. (0.83 liter) stainless steel malt cup included
- 110 watts, 0.5 amps
- DME70M — 230 VAC, 50 Hz, CE
- DMX70M — 230 VAC, 50/60 Hz
- RoHS



Triple-Head Drink Mixer

DMC201DCAE*

- High-performance, one peak input HP, two-speed commercial motors
- 24,000 RPM on High
- Heavy-duty die-cast metal motor housings
- Automatic start/stop operation
- Heavy stainless steel splash panel
- Three CAC20 stainless steel, 28-oz. capacity malt cups included
- 230 VAC, 50Hz, 360 watts, 1.56 amps



Single-Spindle Drink Mixer

PDM21E

- Heavy-duty 2-speed motor, 21,000 RPM on High
- Chrome-plated motor housing
- Durable die-cast metal base
- Classic soda fountain style
- 28-oz. (0.83 liter) stainless steel malt cup included
- 230 VAC, 50Hz, 110 watts, 0.5 amps
- CE, RoHS





Heavy-Duty Juice Extractor

6001X

- Heavy-duty 330-watt motor, 14,400 RPM
- Rapidly converts fruits and vegetables into rich, pulp-free juice
- Floating action stainless steel blade speeds up juice flow with faster distribution of pulp
- Stainless steel extraction basket, bowl and cover
- Polycarbonate motor housing
- 230 VAC, 50 Hz, 1.4 amps
- CE, RoHS



Citrus Attachment for 6001X

PCA45



Heavy-Duty Juice Extractor with Pulp Ejection

JEX450E*

- Large 3" feed chute and heavy-duty polycarbonate juicing bowl
- 1+ HP, 1000 watts — 2-speed operation
- Lo: 6,500 RPM / Hi: 13,000 RPM
- Brushed stainless steel and polycarbonate housing
- Stainless steel extraction basket with die-cast steel hub
- Easy-to-remove pulp collector
- Triple interlock for safe operation
- 230 VAC, 50 Hz, 4.35 amps
- CE, RoHS



Citrus Attachment

CA152

- Converts JEX450E into citrus juicing center
- Easily juices all citrus fruits with universal reamer
- Locks into JEX450E safety interlock system





Bar Juicer

BJX240

- Compact design creates small-space profit center
- Heavy die-cast base, quiet motor, 2700 RPM
- Reamer fits all citrus fruits
- Juice bowl, reamer lift off for easy cleaning
- Includes one-liter serving container (not shown)
- 230 VAC, 50 Hz, 110 watts, 0.5 amps
- CE, RoHS



Heavy-Duty Citrus Juicer

JX40CE

- Quiet, heavy-duty, direct-drive 620-watt motor, 1700 RPM
- Stainless steel juice collector with large spout
- Sturdy polycarbonate motor housing with vibration-dampening feet
- Universal reamer juices all citrus fruits
- 230 VAC, 50 Hz, 2.7 amps
- CE, RoHS





Commercial Ice Crusher

IC20

- Portable and compact
- Quiet, heavy-duty 120-watt motor, 0.5 amps
- Special height adjustment dispenses into 1-liter or 1.5-liter bar blender containers as well as a variety of other container sizes
- 2.4-liter bowl and funnel included
- Large chute opening for safe, continuous ice cube feed
- 230 VAC, 50 Hz
- CE, RoHS



Commercial Ice Crusher

IC70E*

- Heavy-duty stainless steel crushing blades, powered by ½ HP motor
- Brushed stainless steel exterior
- Large chute and funnel for easy feeding
- Container holds up to 12 cups of crushed ice
- 230 VAC, 50 Hz, 350 watts, 1.5 amps
- CE, RoHS



Commercial Knife Sharpener

WKS800E*

- Two grinding wheels (fine/coarse), one stropping wheel
- Grinds at 18–22° angles – optimum angles recommended by knife manufacturers
- Stropping wheel also operates in reverse direction, allowing for a more efficient removal of burrs and polishing of the blade
- Magnetized drawer under grinding wheel captures metal shavings
- 230 VAC, 50/60 Hz, 25 watts, 0.1 amps
- CE, RoHS



Commercial Belgian Waffle Maker

WW150E*

- Heavy-duty die-cast housing
- Rotary feature for even baking and browning
- Audio beep signals when waffle is ready
- LED indicators — Power and Ready to Bake
- Delivers up to 25 (1¼" thick) Belgian waffles per hour
- Triple-coated, nonstick plates allow for easy removal of waffle and quick cleanup
- 230 VAC, 50 Hz, 1200 watts, 5.2 amps
- CE, RoHS



Half Size Convection Oven

WCO500E

- Convection bake, roast, bake, rotisserie and broil functions
- Heavy-duty brushed stainless steel finish and full stainless steel interior
- 1.5 cubic feet – fits 4 half size sheet pans
- Includes stainless steel baking sheet/drip pan and three nickel-plated baking racks
- Clear-view tempered glass window
- 220/240 VAC, 50 Hz, 1700 watts, 7.4 amps
- CE, RoHS



Commercial Spice Grinder

WSG30E*

- Finely grinds cinnamon sticks, nutmeg, peppercorns and much more in seconds
- High-performance, commercial-grade 130-watt motor – 22,000 RPM
- Heavy-duty brushed stainless steel housing with safety interlock lid
- Pulse actuation to easily manage consistency of grind
- Includes 3 fully removable and dishwasher-safe stainless steel grinding bowls with convenient storage lids
- Durable stainless steel blades
- 230 VAC, 50Hz, 175 watts, 0.76 amps
- CE, RoHS



* Please note items with asterisk are made in China and, at lower prices, require minimum order quantities.

ITEM	DESCRIPTION	COMPATIBLE WITH...
AD1	1-qt. Adapter	24CB9EC, 24CB10C, 24CB9ET, CB15VE, 8010EG, 8011EG, 8011ES
AD2	1-qt. Adapter	HGB44E, HGB440E, HGB25E, HGB250, MB24, MB24CE
CAC01	Outer Lid	For 64-oz. Polycarbonate Container Only
CAC02	Outer Lid	For 48-oz. Polycarbonate Container or 64-oz. Stainless Steel Container
CAC03	Two-Piece Lid	For 48-oz. Polycarbonate Container
CAC04	Outer Lid	For 32-oz. Stainless Steel Container
CAC05	Center Lid	For CAC01, CAC02 and CAC04
CAC06	Gasket	For Gallon Plastic Lid
CAC07	Stopper	For Gallon Lid
CAC08	Butterfly Agitator	DME20M, DMX20M, DME70M, DMX70M, DMC201DCAE
CAC09	Solid Agitator with Screw	DME20M, DMX20M, DME70M, DMX70M, DMC201DCAE
CAC15	Hot Blend Lid - Half-Gallon Blender	HGB25E, HGB250
CAC19	48-oz. Polycarbonate Container	with AD1: 8010EG, 8011EG, 8011ES, 24CB9EC, 24CB10C, 24CB9ET, CB15VE with AD2: HGB44E, HGB440E, HGB25E, HGB250, MB24, MB24CE
CAC20	Stainless Steel Malt Cup	DME20M, DMX20M, DME70M, DMX70M, PDM121, DMC201DCAE
CAC21	48-oz. Polycarbonate Container	HGB44E, HGB440E, HGB25E, HGB250, MB24, MB24CE
CAC29	48-oz. Polycarbonate Container	BB25EP, BB250, BB25ES, BB250S, TG15
CAC31	Half-Gallon Stainless Steel Container	HGB44E, HGB440E, HGB25E, HGB250, MB24, MB24CE
CAC32	1-qt. Glass Container	with AD1: 8010EG, 8011EG, 8011ES, 24CB9EC, 24CB10C, 24CB9ET, CB15VE with AD2: HGB44E, HGB440E, HGB25E, HGB250, MB24, MB24CE
CAC33	1-qt. Stainless Container	800EG, 800ES, 8011EG, 8011ES
CAC34	40-oz. Glass Container	BB90EP, BB90ES, BB90EG, MBE18E
CAC35	1-qt. Stainless Container	BB90EP, BB90ES, BB90EG, MBE18E
CAC37	32-oz. Stainless Steel Container	BB25EP, BB250, BB25ES, BB250S, TG15
CAC40	48-oz. Polycarbonate Container	BB90EP, BB90ES, BB90EG, MBE18E
CAC54	Clutch Repair Kit (1-qt. Bar Blender)	BB25EP, BB250, BB25ES, BB250S, TG15
CAC55	Blade Repair Kit	BB25EP, BB250, BB25ES, BB250S, TG15
CAC56	Gasket Repair Kit	BB25EP, BB250, BB25ES, BB250S, TG15
CAC57	Collar Repair Kit	BB25EP, BB250, BB25ES, BB250S, TG15
CAC59	64-oz. Polycarbonate Container	HGB44E, HGB440E, HGB25E, HGB250, MB24, MB24CE
CAC65	Repair Kit	BB25EP, BB250, BB25ES, BB250S, TG15
CAC66	Pack Filters (200)	6001X
CAC69	Clutch Repair Kit for (Half-Gallon) 48-oz. Blender	HGB44E, HGB440E, HGB25E, HGB250, MB24, MB24CE
CAC72	Two-Handle Gallon Container	24CB9EC, 24CB10C, 24CB9ET, CB15VE

ITEM	DESCRIPTION	COMPATIBLE WITH...
CAC74	The Silencer® Sound Enclosure	HGB44E, HGB440E, MB24, MB24CE
CAC76	Citrus Reamer (small)	JX40CE, JX40
CAC77	Rubber Lid	24CB9EC, 24CB10C, 24CB9ET, CB15VE
CAC87	44-oz. Polycarbonate Container	BB180PE, BB180SE, BB185PE, BB185SE
CAC88	32-oz. Stainless Steel Container	BB180PE, BB180SE, BB185PE, BB185SE
CAC89	64-oz. Polycarbonate Container	All Hi-Power Xtreme Series Blenders
CAC90	64-oz. Stainless Steel Container	All Hi-Power Xtreme Series Blenders
CAC93	32-oz. Stackable Polycarbonate Container	All Hi-Power Xtreme Series Blenders
CAC103	Grinding Bowl with Lid	WSG30E
SE500	Small Sound Enclosure	MX1000XTPEE, MX1050XTPEE, MX1100XTPEE, MX1200XTPEE, MX1300XTPEE, MX1500XTPEE
SE1000	Large Sound Enclosure	MX1000XTTEE, MX1050XTTEE, MX1100XTTEE, MX1200XTTEE, MX1300XTTEE, MX1500XTTEE
SS715	32-oz. Stainless Steel Container	HGB44E, HGB440E, HGB25E, HGB250, MB24, MB24CE
CBL10	Hot Blending Lid	24CB9EC, 24CB10C, 24CB9ET, CB15VE
DFP10	2.5-qt. Stainless Steel Batch Bowl	VCM1000PE, VCM1000SE
DFP02	2.5-qt. Batch Bowl	VCM1000PE, VCM1000SE
BFPO3K	Batch Bowl Cover	VCM1000PE, VCM1000SE
BFPO4K	Plunger Set	VCM1000PE, VCM1000SE
VPA1000E	Continuous Feed Chute (complete)	VCM1000PE, VCM1000SE
DFP08K	Continuous Feed Cover	VCM1000PE, VCM1000SE
DFP09K	Slinger	VCM1000PE, VCM1000SE
DFP07K	Continuous Feed Bowl	VCM1000PE, VCM1000SE
DFP01	S Blade	VCM1000PE, VCM1000SE
DFP40	Dicing Assembly $\frac{3}{8}$ "	VCM1000PE, VCM1000SE
DFP50	Dicing Assembly $\frac{1}{2}$ "	VCM1000PE, VCM1000SE
DR1000	Disc Rack for Dicing Kit	VCM1000PE, VCM1000SE
FPC90	French Fry Disc	FPE14, FPE15
FPC91	Fine Shredder Disc	FPE14, FPE15
FP915	Round Batch Bowl and Cover	FPE14, FPE15
FP916	Continuous Feed Kit	FPE14, FPE15
BFP10	Slicing Disc - $\frac{1}{32}$ " (0.8mm)	VCM1000PE, VCM1000SE
BFP11	Slicing Disc - $\frac{5}{64}$ " (2mm)	VCM1000PE, VCM1000SE
BFP12	Slicing Disc - $\frac{1}{8}$ " (3mm)	VCM1000PE, VCM1000SE
BFP13	Slicing Disc - $\frac{5}{32}$ " (4mm)	VCM1000PE, VCM1000SE
BFP14	Slicing Disc - $\frac{3}{16}$ " (5mm)	VCM1000PE, VCM1000SE

ITEM	DESCRIPTION	COMPATIBLE WITH...
BFP15	Slicing Disc - $\frac{1}{4}$ " (6.5mm)	VCM1000PE, VCM1000SE
BFP31	Slicing Disc - $\frac{5}{16}$ " (8mm)	VCM1000PE, VCM1000SE
BFP32	Slicing Disc - $\frac{3}{8}$ " (10mm)	VCM1000PE, VCM1000SE
BFP16	Waved Slicing Disc - $\frac{1}{16}$ " (1.5mm)	VCM1000PE, VCM1000SE
BFP22	Shredding Disc - $\frac{5}{32}$ " (4mm)	VCM1000PE, VCM1000SE
BFP23	Shredding Disc - $\frac{1}{4}$ " (6.5mm)	VCM1000PE, VCM1000SE
BFP24	Shredding Disc - $\frac{5}{16}$ " (8mm)	VCM1000PE, VCM1000SE
BFP33	Shredding Disc - $\frac{3}{16}$ " (5mm)	VCM1000PE, VCM1000SE
BFP25	Julienne Disc - $\frac{5}{64}$ " x $\frac{5}{64}$ " (2 x 2mm)	VCM1000PE, VCM1000SE
BFP26	Julienne Disc - $\frac{5}{64}$ " x $\frac{5}{32}$ " (2 x 4mm)	VCM1000PE, VCM1000SE
BFP27	Julienne Disc - $\frac{5}{32}$ " x $\frac{5}{32}$ " (4 x 4mm)	VCM1000PE, VCM1000SE
BFP28	Julienne Disc - $\frac{5}{64}$ " x $\frac{1}{4}$ " (2 x 6.5mm)	VCM1000PE, VCM1000SE
BFP29	Julienne Disc - $\frac{1}{4}$ " x $\frac{1}{4}$ " (6.5 x 6.5mm)	VCM1000PE, VCM1000SE
BFP30	Julienne Disc - $\frac{5}{16}$ " (8mm FF)	VCM1000PE, VCM1000SE
BFP19	Grating Disc - $\frac{1}{64}$ " (0.4mm)	VCM1000PE, VCM1000SE
BFP21	Grating Disc - $\frac{5}{64}$ " (2mm)	VCM1000PE, VCM1000SE
BFP17	Pulping Disc - $\frac{1}{64}$ " (0.4mm)	VCM1000PE, VCM1000SE
WCG505TX	Chopping Bowl and Chopping Bowl Cover	WCG75
WCG506TX	Grinding Bowl and Grinding Bowl Cover	WCG75
WCG501TX	Chopping Blade	WCG75
WCG502TX	Grinding Blade	WCG75
WFP7K1	Stainless Steel S Blade	WFP7E
WFP7K2	Detachable Stem	WFP7E
WFP113	2mm Fine Grater Disc	WFP7E
WFP114	2mm Fine Shredding Disc	WFP7E
WFP115	4mm Medium Shredding Disc	WFP7E
WFP116	2mm Thin Slicing Disc	WFP7E
WFP117	3mm Medium Slicing Disc	WFP7E
WFP118	4mm Standard Slicing Disc	WFP7E
WFP119	6mm Thick Slicing Disc	WFP7E
WFP120	3x3mm Medium Square Julienne Disc	WFP7E
WFP121	6x6mm French Fry-Cut Disc	WFP7E
WFP7K12	7-Cup Batch Bowl	WFP7E
WFP7K13	Batch Bowl Cover	WFP7E
WFP7K14L	Large Pusher and Sleeve	WFP7E
WFP7K14S	Small Pusher	WFP7E
WFP7K14	Plunger Set	WFP7E
WFP141	Stainless Steel S Blade	WFP14E
WFP142	Detachable Stem	WFP14E

ITEM	DESCRIPTION	COMPATIBLE WITH...
WFP143	2mm Fine Grater Disc	WFP 14E
WFP144	4mm Medium Shredding Disc	WFP 14E
WFP145	2mm Thin Slicing Disc	WFP 14E
WFP146	4mm Standard Slicing Disc	WFP 14E
WFP147	6mm Thick Slicing Disc	WFP 14E
WFP148	8mm Extra-Thick Slicing Disc	WFP 14E
WFP149	6x6mm French Fry-Cut Disc	WFP 14E
WFP150	14-Cup Batch Bowl	WFP 14E
WFP14K1	Batch Bowl Cover	WFP 14E
WFP14K2	Plunger Set	WFP 14E
WFP14K2L	Large Pusher	WFP 14E
WFP14K2S	Small Pusher	WFP 14E
WSB25CSE	Rapid Charging Station	WSB25E, WSB25BPE
WSB25BPE	9.6 Volt NiMH Rechargeable Battery	WSB25E, WSB25CSE
WSB50ST	12" Stainless Shaft	WSBPPE, WSB50E, WSB55E, WSB60E, WSB65E, WSB70E, WSBPPWE
WSB55ST	14" Stainless Shaft	WSBPPE, WSB50E, WSB55E, WSB60E, WSB65E, WSB70E, WSBPPWE
WSB60ST	16" Stainless Shaft	WSBPPE, WSB50E, WSB55E, WSB60E, WSB65E, WSB70E, WSBPPWE
WSB65ST	18" Stainless Shaft	WSBPPE, WSB50E, WSB55E, WSB60E, WSB65E, WSB70E, WSBPPWE
WSB70ST	21" Stainless Shaft	WSBPPE, WSB50E, WSB55E, WSB60E, WSB65E, WSB70E, WSBPPWE
WSBPPE	Power Pack (Motor) for Big Stix® Blenders	WSB50E, WSB55E, WSB60E, WSB65E, WSB70E, WSBPPWE, WSB2W
WSB01	Big Stix® Wall-Mount Hanger	WSBPPE, WSB50E, WSB55E, WSB60E, WSB65E, WSB70E, WSBPPWE
WSBWP	Set of 2 Stainless Steel Beaters	WSB2W, WSBPPWE
WJX50JC	Polycarbonate Juice Cup with Foam Separator and Lid	JEX450E
CA152	Citrus Attachment	JEX450E
WCO500RK	Half-Size Nickel-Plated Baking Rack	WCO500E
WCO500TR	Half-Size Baking Sheet	WCO500E
TFB10	Twin Frying Basket	WDF1000E/WDF1000DE
LFB10	Large Frying Basket	WDF1000E/WDF1000DE
TFB15	Twin Frying Basket	WDF1550E/WDF1550DE

ITEM	DESCRIPTION	COMPATIBLE WITH...
LFB 15	Large Frying Basket	WDF 1550E/WDF 1550DE
NC 100	Night Cover	WDF 1000E/WDF 1000DE
NC 150	Night Cover	WDF 1550E/WDF 1550DE

MATERIAL	LENGTH (mm)	HEIGHT (mm)	WIDTH (mm)	GROSS WEIGHT (kg)	UPC
24CB10C	558.8	387.35	374.65	17.35	040072002144
24CB9EC	558.8	387.35	381	18.12	040072001871
24CB9ET	558.8	387.35	381	19.05	040072001888
6001X	266.7	330.2	266.7	6.80	040072940057
800EG	247.65	355.6	203.2	4.54	040072991486
800ES	247.65	355.6	203.2	4.08	040072991493
8010EG	247.65	355.6	203.2	5.90	040072991585
8010ES	247.65	355.6	203.2	4.99	040072991592
8011EG	247.65	355.6	203.2	5.90	040072991608
8011ES	247.65	355.6	203.2	5.78	040072991615
BB180PE	244.475	352.425	203.2	3.42	040072001918
BB180SE	247.65	349.25	203.2	3.63	040072001925
BB185PE	247.65	349.25	203.2	3.63	040072001956
BB185SE	247.65	349.25	203.2	3.63	040072001963
BB250	247.65	355.6	203.2	3.36	040072990373
BB250S	247.65	355.6	203.2	3.36	040072990380
BB25EP	247.65	355.6	203.2	3.18	040072991202
BB25ES	247.65	355.6	203.2	3.18	040072991196
BB90EG	247.65	349.25	215.9	4.99	040072991370
BB90EP	247.65	349.25	215.9	4.54	040072991394
BB90ES	247.65	349.25	215.9	4.54	040072991387
BJX240	431.8	241.3	203.2	4.81	040072940125
CA152	171.45	260.35	292.1	0.91	040072010927
CB15VE	558.8	387.35	381	19.05	TBD
CTS1000E	457.2	457.2	508	20.41	040072011078
DMC201DCAE	546.1	241.3	425.45	16.83	040072011573
DME20M	552.45	254	234.95	5.44	040072970382
DME70M	552.45	254	234.95	4.99	040072970375
DMX20M	552.45	254	234.95	5.44	040072970429
DMX70M	552.45	254	234.95	5.44	040072970313
FPE14	476.25	336.55	241.3	9.53	040072960024
FPE15	476.25	336.55	241.3	11.11	040072960048
HGB250	520.7	228.6	203.2	5.40	040072990588
HGB25E	520.7	228.6	203.2	6.99	040072991639
HGB44E	520.7	228.6	203.2	6.35	040072991646
IC20	584.2	317.5	273.05	10.89	040072890031
IC70E	279.4	412.75	196.85	3.88	040072010002
JEX450E	311.15	488.95	406.4	8.80	040072008313
JX40CE	292.1	558.8	260.35	12.70	040072940279
MB24	520.7	228.6	203.2	4.94	040072991134
MB24CE	520.7	228.6	203.2	6.44	040072991226
MBE18E	247.65	349.25	203.2	4.17	040072602276
MX1000XTEE	292.1	390.53	260.35	8.16	040072007941
MX1000XTPEE	260.35	393.7	285.75	6.69	040072011580

MATERIAL	LENGTH (mm)	HEIGHT (mm)	WIDTH (mm)	GROSS WEIGHT (kg)	UPC
MX1000XTPSEE	279.4	419.1	298.45	6.69	040072012143
MX1000XTSEE	292.1	558.8	260.35	10.36	040072011962
MX1050XTEE	292.1	558.8	260.35	7.76	040072007972
MX1050XTPEE	279.4	419.1	298.45	6.69	040072012259
MX1050XTPSEE	279.4	419.1	298.45	6.69	040072012303
MX1050XTSEE	292.1	558.8	260.35	6.69	040072008566
MX1100XTEE	285.75	393.7	260.35	7.78	040072008764
MX1100XTPEE	285.75	393.7	260.35	7.69	040072010996
MX1100XTPSEE	285.75	393.7	260.35	6.69	040072008870
MX1100XTSEE	285.75	558.8	260.35	10.30	040072007989
MX1200XTEE	276.225	419.1	298.45	8.07	040072014369
MX1200XTPSEE	285.75	393.7	260.35	6.69	040072009068
MX1200XTSEE	285.75	393.7	260.35	6.69	040072008986
MX1300XTEE	279.4	419.1	298.45	6.69	040072012228
PCA45	228.6	210.82	139.7	0.82	040072230455
PDM21E	279.4	546.1	228.6	4.31	040072601552
SE1000	279.4	393.7	241.3	2.49	040072002366
SE500	273.05	381	234.95	1.59	040072007668
TG15	246.075	203.2	339.725	3.11	040072100154
VCM1000PE	406.4	566.42	289.56	12.16	040072004506
VPA1000E	393.7	228.6	298.45	2.72	040072004520
WCG75E	273.05	377.83	171.45	5.10	040072103971
WCO500E	609.6	368.3	533.4	24.04	040072011832
WCT708E	355.6	219.08	323.85	3.95	040072002014
WCT805E	355.6	279.4	393.7	9.88	040072003202
WCT815E	355.6	279.4	393.7	9.88	040072002786
WDF1000DE	527.1	657.2	371.5	16.5	TBD
WDF1000E	552.4	371.5	384.2	9.98	TBD
WFG150E	330.2	254	406.4	18.60	040072009617
WFG250E	533.4	311.15	495.3	33.07	040072009594
WFP14E	323.85	381	241.3	8.39	040072010125
WFP7E	298.45	346.08	234.95	6.69	040072010187
WKS800E	355.6	120.65	171.45	2.72	040072009723
WPG150E	330.2	254	406.4	18.60	040072008788
WPG250E	533.4	311.15	508	31.41	040072009600
WSB25CSE	10795	139.7	171.45	0.95	040072012983
WSB2W	482.6	133.35	133.35	2.40	040072009242
WSB33E	112.70	406.4	112.70	1.22	040072000539
WSB40E	568.325	146.05	158.75	2.45	040072006180
WSB50E	431.8	317.5	158.75	4.85	040072006081
WSB55E	482.6	317.5	158.75	5.03	040072006067
WSB60E	539.75	317.5	158.75	5.17	040072005978
WSB65E	584.2	336.55	317.5	5.01	040072006203
WSB70E	654.05	158.75	317.5	5.31	040072005985

MATERIAL	LENGTH (mm)	HEIGHT (mm)	WIDTH (mm)	GROSS WEIGHT (kg)	UPC
WSBBC	152.4	152.4	152.4	1.81	040072006937
WSBPPE	400.05	158.75	260.35	3.29	040072008351
WSBPPWE	787.4	152.4	152.4	5.76	040072009846
WSG30E	266.7	254	200.03	2.04	040072013416
WW150E	285.75	241.3	558.8	6.80	040072004087