

Product Description

Features

- Extensive vehicle coverage for more than 70 brands (including American, European, Asian, Australian and China vehicle brands).
- Complete function capability including DTC, DTC freeze Info, Live data, Actuation test and Special function.
- Unparalleled OBDII functionalities-support all standard protocols and all 10 test modes, I/M readiness function to read the vehicle status quickly.
- Supply technical grade and professional Android diagnostic tablet, more stable performances, better compatibility and expandability.
- Humanized human - computer interaction interface for the software, extremely easy-to-use with touch-screen operation and intuitive operation.
- Intelligent new software update from the internet.
- Bluetooth connection for the VCI communication.
- One OBD-16 connector supports most of vehicle communication channels.
- Hardware architecture uses a new design with multiple protection, interference and stability. Built-in overvoltage protection module is applied in order to protect VCI and vehicle against accidental damage during checking.
- Can work well and stably in high and low temperature environment.

Tablet Specifications

Operating System	Android 5.1 or new more
CPU	Inter 3735F / MTK8163
RAM	1G
STORAGE	16G / 32G
WIFI+BT	WIFI 802.11b/g/n+BT 4.0
Camera	30w-500w / 200W - 500W AF+Flash
Audio Output	Adopt 8 euro 1W horn
Touch Screen	G+G / G+ p 10 Dot 38 Channel
Power Supply	USB 5V/2A
Dimension	205mm*120mm*6mm/250mm*168mm*7mm
Display	high bright full view XGA(1280*800)
Battery	4000mAh /6000mAh
HDMI	NO
USB Host	Support

1

Ethernet interface Support

VCI Specifications

Processor	ARM 32-bit Cortex processor
Input Voltage	DC 8-16V
Operating Temperature	-10 to 70 °C(14 to 158 °F), Relative Humidity: <90%
Storage Temperature	-30 to 120 °C(-22 to 248 °F) Relative Humidity: <90%
Communication model	Bluetooth 2.1
Protocols	UDS, ISO 9141-2, K/L lines, SAE-J1850 VPW, SAE-J1850 PWM, CAN ISO 11898 ISO 15765-4, High speed, Middle speed, Low speed and Single wire CAN

2. Software downloading

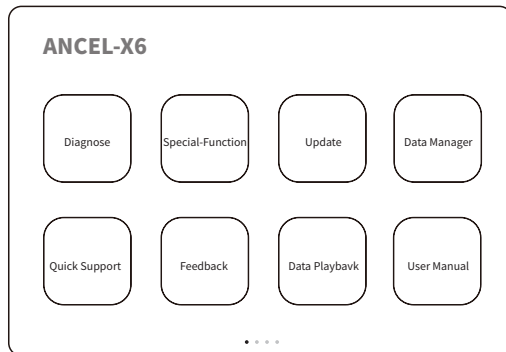
- First, please scan the QR code on the right and enter into official website,or login official website
 - <https://www.anceltech.com/Account/Login?ReturnUrl=/support/download> then register by email.
- Second, please return to the official website, click “download”, select the model you want, select the “Product User Manual” or “Software” or “APP” below to download and install.



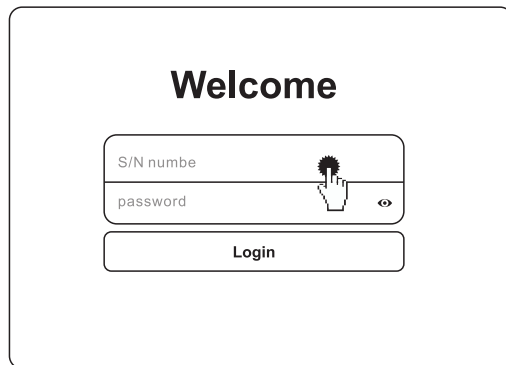
APP Guide

- At first, please keep network working. Run ANCEL APP, then click “ Update ” to get applications .

2



- Please input the hardware S/N number and password and then press “Login”.



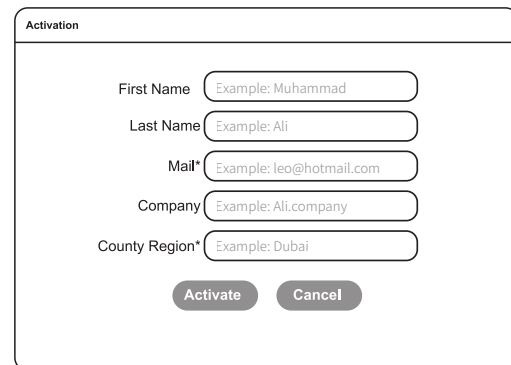
Kindly Remind:The S/N and password asked above can be found in an envelop remarked by “S/N:” characters

- If the product is not activated, please press “OK”.

3

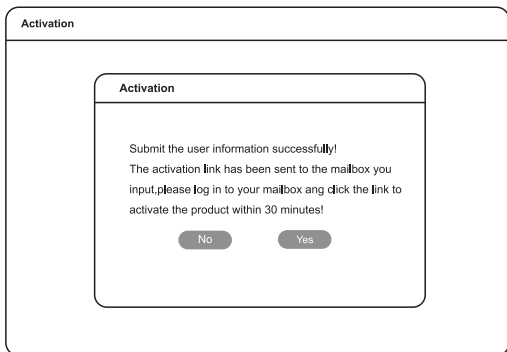


- Please input your information, the email address and country is required, and then press “Activate”.

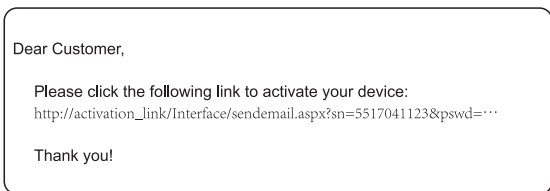


- After the information has been committed, please log in your email to activate the product.

4



- You will receive a activated email from the ANCEL server.

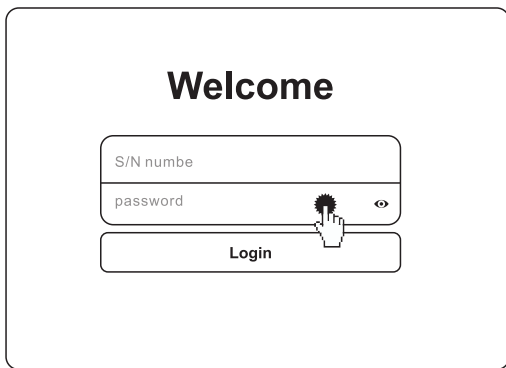


- Please click the link to get the confirmation from the manufacturer.

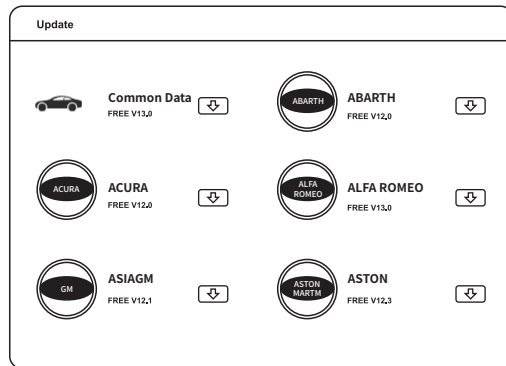


Software downloads

- After the activation, please login the ANCEL store again, and get the APPs upgrade.

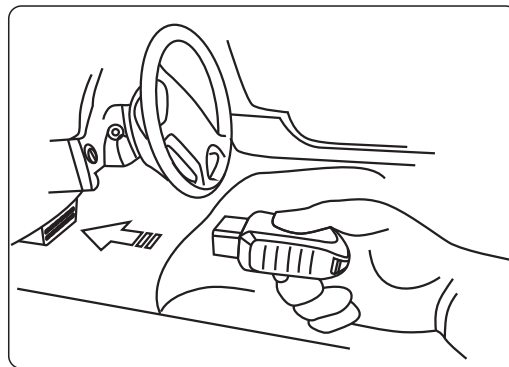
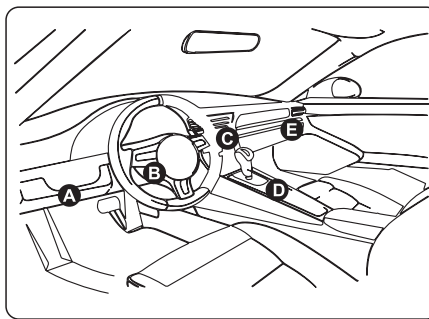


- Please, click "Login" to download the software.



OBD Interface

- Vehicle OBD connector locates in different part, see the picture as below:



Warranty

- One year free update and one year warranty, can make replacement if any quality problems during warranty time .

