

vLinker BM Quick Start Guide for Android and Windows



1. How do I know whether my vehicle is OBDII compliant?

1996 or newer model year vehicle sold in the United States. United States legislation requires all cars and light trucks model year (MY) 1996 and newer to be OBD2 compliant.

2001 or newer model year gasoline vehicle sold in the European Union. 2004 or newer model year diesel vehicle sold in the European Union.



(U.S. OBDII Certified label)


2. I want to know which OBDII protocols supported by vLinker BM?

√ SAE J1850 PWM √ ISO 14230-4 KWP √ SAE J1850 VPW
√ ISO 15765-4 CAN √ ISO 9141-2

vLinker BM Series is recommended by BimmerCode and BimmerLink APP.

3. Download & install APP.

- √ Torque Lite<most popular Lite version is free>
- √ OBD Auto Doctor<Excellent Free app, Upgrade to Pro in-app>
- √ OBD Fusion<Excellent 3rd party app>
- √ BimmerCode<Download from google play of Android>



4. vLinker BM Wide APP Compatibility.

vLinker BM Bluetooth is used in many apps, such as TORQUE Lite/Pro, OBD Fusion, DashCommand, Car Scanner ELM OBD2, Carista OBD2, BimmerCode, BimmerLink, JScan, OBD Auto Doctor, LeafSpy, Dr.Prius, TrackAddict, Harry's LapTimer, Garage Pro, inCarDoc, etc.

Many apps may be added to the compatibility list. Product page will be updated accordingly or contact us regarding app compatibility.

5. Plug vLinker BM into the OBD port.

The OBDII DLC is usually located under instrument panel (Dash) on the driver's side.

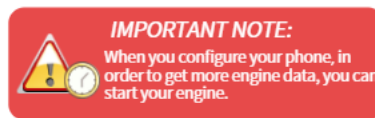
If you want to know more about DLC, please visit: [https://en.wikipedia.org/wiki/Data_link_connector_\(automotive\)](https://en.wikipedia.org/wiki/Data_link_connector_(automotive))



6. Turn ignition to Key On Engine Off Position.

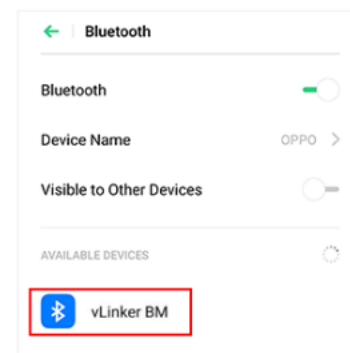
"POWER" green LED is turn on, and the "Bluetooth" blue LED starts to blink twice, the "OBD" orange LED and "HOST" red LED blink once.

—LEDs are off? Check vehicle for blown fuses.



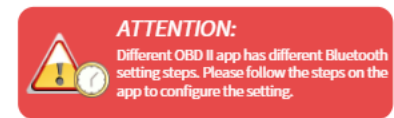
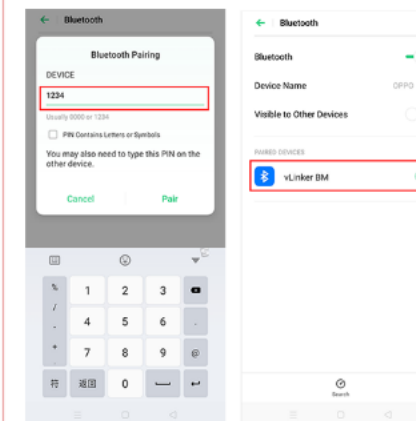
7. BimmerCode Connection Guide for Android (example)

Step 1: Insert the adapter into the OBD interface of the car. Turn ignition to Key On Engine Off Position. Open the **Bluetooth** settings. Search for the device name "vLinker BM" and click Pair.

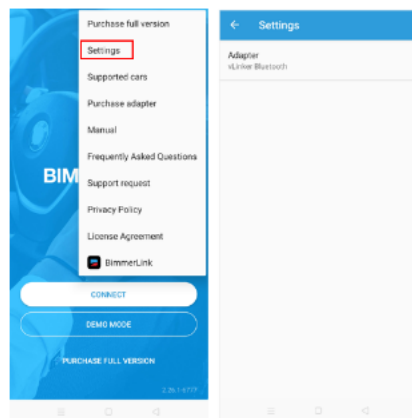


Step 2: Enter the pairing code: 1234

If the pairing is successful, you can open the APP to set up the connection.

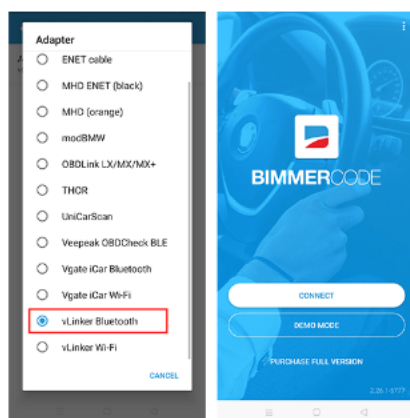


Step 3: Open the app's **Settings** and select **Adapter**.

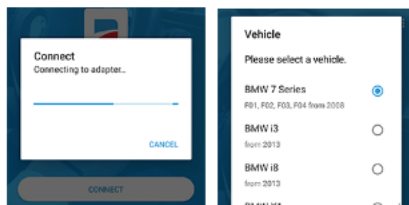


Step 4: Choose "vLinker Bluetooth".

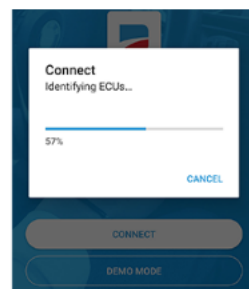
Step 5: Return to the main page of the app, click **CONNECT**.



Step 6: Choose your vehicle model (eg: BMW 7 Series...)



Step 7: Wait for the APP to communicate with the car. If the communication is successful, you can open the control unit you want to select.



8. BimmerCode is a very powerful software.

① Allow you to code the control units in your BMW or Mini to unlock hidden features and customize your car to your liking.

② Activate the digital speed display in the instrument cluster or allow your passengers to watch videos while driving in the iDrive system.

③ Do you want to disable the Auto Start/Stop function or the Active Sound Design? You will be able to code this and much more by yourself with the BimmerCode app.



Supported Cars

BimmerCode supports nearly all BMW's and Minis manufactured from 2008 onwards and the 2019 Toyota Supra.

9. If you want to get more data from your BMW, please choose the BimmerLink App.

BimmerLink for Android is the direct link to your BMW or Mini.

Using vLinker BM you can read trouble codes or display sensor values in realtime, check the current state of the DPF in your car or register a new battery after replacement.

BimmerLink even allows you to remotely control the exhaust flap or mute the Active Sound Design in your car.



Supported Cars

BimmerLink supports all BMW's and Minis built in 2008 or later.

Features of vLinker BM

Automatically OBD device wake up and Super Power Saving on vLinker series

√ Allow the user to leave the vLinker BM in OBD Socket without unplug and plug operation. Supper low power consumption-sleep mode> is low to "3mA" level.

Need Help?
Please email to us at any time: sale@vgate.com.cn
We will reply you within 24 hours of the working day.

