

vLinker FD WiFi Quick Start Guide for Android and iOS




1. What OBDII Protocols does vLinker FD WiFi supports?

- √ SAE J1850 PWM √SAE J1850 VPW √ISO 9141-2
- √ ISO 14230-4(slow) √ISO 14230-4(fast)
- √ ISO 15765-4(CAN) √SAE J1939(CAN) √ISO 11898(raw can)
- √ Medium Speed CAN(MS-CAN)

2. Download & install APP.

- √ Torque Lite<most popular Lite version is free>
- √ OBD Auto Doctor<Excellent Free app, Upgrade to Pro in-app>
- √ OBD Fusion<Excellent 3rd party app>
- √ BimmerCode<download from google play of Android>

Allows you to code the control units in your BMW or mini to unlock hidden features and customize your car to your liking.



NOTE:
vLinker FD WiFi is used in many apps, such as TORQUE Lite/Pro, OBD Fusion, DashCommand, Car Scanner ELM OBD2, Carista OBD2, BimmerCode, BimmerLink, JScan, OBD Auto Doctor, LeafSpy, Dr.Prius, TrackAddict, Harry's LapTimer, InCarDoc, etc.

Many apps may be added to the compatibility list. Product page will be updated accordingly or contact us regarding app compatibility.

In this manual, we use **FORScan Lite** as representative APP instruction. If use other Apps, please download app on google play or App Store.

Recommend:



FORScan for Windows<Download from www.forscan.org> and for Android<download from google play>
FORScan is a powerful software scanner for Ford, Mazda, Lincoln and Mercury vehicles, designed to work over OBDII protocols and J2534 Pass-Thru compatible adapters.

3. Plug vLinker FD WiFi into the OBD port.

The OBDII DLC is usually located under instrument panel (Dash) on the driver's side.
If you want to know more about DLC, please visit:
[https://en.wikipedia.org/wiki/Data_link_connector_\(automotive\)](https://en.wikipedia.org/wiki/Data_link_connector_(automotive))



4. Turn ignition to Key On Engine Off Position.

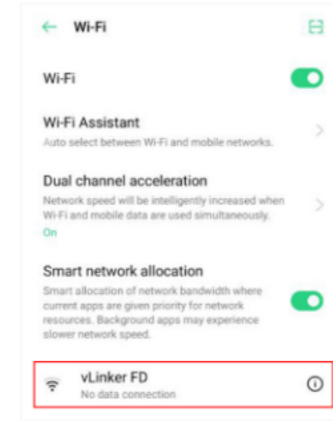


"POWER" green LED is turn on, and middle "OBD" red LED blink once, the "WIFI" blue LED starts to blink twice.
—LEDs are off? Check vehicle for blown fuses.

5. FORScan Lite Connection Guide (for example)

@ Android system

Step 1: Insert the adapter into the OBD interface of the car. Turn ignition to Key On Engine Off Position. Open the **Wi-Fi** settings and connect "vLinker FD".

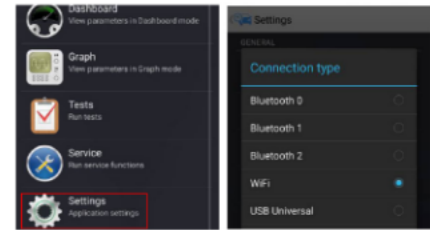


Note: You need to Click Decline when your phone shows such a prompt, otherwise the connection will fail. (You can not use network when connect Wi-Fi.)

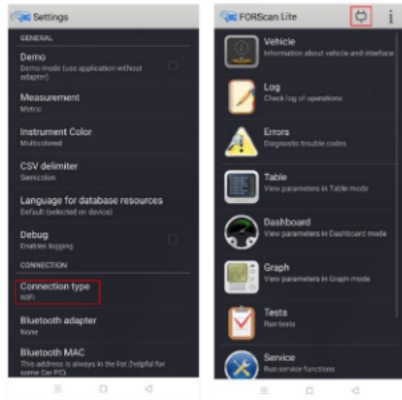


Step 2: Open the settings of FORScan.

Step 3: Select **Connection type** "WiFi".



Step 4: Go back and click the **WiFi** button, then adapter's "WiFi" LED blinking, and the "OBD" red LED blinking in the middle.



Step 5: Wait for the connection to succeed.



@ iOS system

Step 1: Insert the product into the OBD interface of the car. Turn ignition to Key On Engine Off Position. Enable your phone WLAN, select device name "vLinker FD".



Step 2: Run FORScan Lite.

Step 3: Tap **CONNECT** button on Status page.

√ Connected. All LED indicators lights on while sync data from vehicle.
√ Select different function modules on the status page.



ATTENTION:
The company will not bear any loss if the cars is damaged without any vehicle maintenance during using FORScan APP.

6. Configure connectivity setting on the FORScan of Windows.

Please refer to: <http://www.forscan.org>.
Attention: Before using FORScan software, connect vLinker FD WiFi with Windows's own Bluetooth or Bluetooth adapter.

7. How do I know whether my vehicle is OBDII compliant?

1996 or newer model year vehicle sold in the United States. United States legislation requires all cars and light trucks model year (MY) 1996 and newer to be OBD2 compliant.

2001 or newer model year gasoline vehicle sold in the European Union. 2004 or newer model year diesel vehicle sold in the European Union.



OBD II CERTIFIED

(U.S OBDII Certified label)

NOTE:
vLinker FD WiFi is a product specifically for FORScan applications jointly created by Vgate and FORScan. It can be used on Android, iOS and Windows. It is certified and recommended by FORScan.
It has faster communication speed, more stable wireless transmission, and more hardware protection than general products on the market. It is a very cost-effective product recommended by FORScan app.

Features of vLinker FD WiFi

- Automatically OBD device wake up and Super Power Saving on vLinker series.
- √ Allow the user to leave the vLinker FD WiFi in OBD Socket without unplug and plug operation, Super low power consumption <sleepmode> is low to "3mA" level.
- √ Wake up vLinker FD WiFi in sleep by the following two ways:
A: Wakes on Battery Voltage B: Wakes on OBD bus activity

Need Help?

Please email to us at any time: sale@vgate.com.cn
We will reply you within 24 hours of the working day.



NOTE:
Different OBD II app has different WiFi setting steps. Please follow the steps on the app to configure the setting.