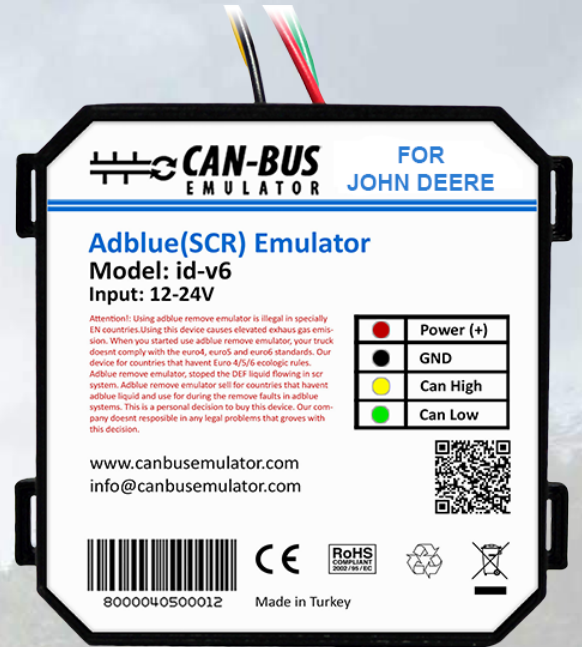


USER MANUAL

John Deere ADBLUE EMULATOR





EURO 6




CAN-BUS EMULATOR FOR JOHN DEERE


Adblue(SCR) Emulator
Model: id-v6
Input: 12-24V





Attention!: Using adblue remove emulator is illegal in specially EN countries.Using this device causes elevated exhaust gas emission. When you started use adblue remove emulator, your truck doesnt comply with the euro4, euro5 and euro6 standards. Our device for countries that havent Euro 4/5/6 ecologic rules. Adblue remove emulator, stopped the DEF liquid flowing in scr system. Adblue remove emulator sell for countries that havent adblue liquid and use for during the remove faults in adblue systems. This is a personal decision to buy this device. Our company dont responsible in any legal problems that groves with this decision.

	Power (+)
	GND
	Can High
	Can Low

www.canbusemulator.com
info@canbusemulator.com




 8000040500012

Made in Turkey

 www.canbusemulator.com/en

 +90 530 937 46 36

 [erenakarsubasi](https://t.me/erenakarsubasi)

John Deere Euro6 Adblue Emulator Manual



Connection style:

Emulator cable color ----- Adblue level socket

Red ----- Ignition line (+15)

Black ----- Chassis to the line

Yellow (CAN H) ----- To yellow wire

Green (CAN L) ----- To white wire

Adblue level socket and NOx sockets must be removed.

Insurance will not be removed.

NOTE: You can install the emulator cables to the NOx sensor socket.

Video link: <https://youtu.be/kUoWYdhTx3I>

