




Feedback-Puzzles




No. 4200



No. 4210



No. 4220



No. 4230

NEDERLANDS

Feedback-Puzzels

Op het gebied van inoefenen en automatiseren worden altijd nieuwe manieren gezocht.

Gedifferentieerde moeilijkheidsfasen maken het mogelijk om individueel te oefenen.


Op de achterkant van het puzzelstukje staat het antwoord, dat omgekeerd op de juiste opgave op de bodem van de puzzel wordt gelegd. Als de opgaven goed gemaakt zijn, ontstaat een prachtige afbeelding van Kater Jakob.

De houten Feedback puzzels zijn bestemd voor de onder- en middenbouw van de basisschool en het SBO en kunnen door de kinderen zelfstandig gemaakt en gecontroleerd worden.


In de serie zijn reeds verschenen:

Optellen tot 20	4200
Af trekken tot 20	4210
Getallen lokaliseren	4220
Rekenen met sprongen op de getallenlijn	4230


www.k2-publisher.com




No. 4200



No. 4210




No. 4220



No. 4230

The puzzle pieces contain the following number lines:

- Top-left: $?$ 70 80 90 100
- Top-middle-left: $?$ 6 7 8
- Top-middle-right: 0 1 2 3 $?$
- Top-right: 16 17 18 19 $?$
- Second row, left: 30 35 40 45 $?$
- Second row, middle-left: 16 18 20 $?$
- Second row, middle-right: 19 20 15 10 0
- Second row, right: $?$ 4 6 8
- Third row, left: $?$ 88 89 90 91
- Third row, middle-left: 12 22 12 2
- Third row, middle-right: $?$ 50 60 70 80
- Third row, right: $?$ 80 85 90
- Bottom-left: 49 51 53 55 $?$
- Bottom-middle-left: 6 $?$ 10
- Bottom-middle-right: 9 12 15 $?$
- Bottom-right: 89 90 $?$ 92



The puzzle pieces contain the following number line problems:

- Top-left:** Number line from 0 to 4. Three arrows of length 20 are shown, starting at 0 and ending at 20, 40, and 60. A question mark is at the end of the line.
- Top-middle-left:** Number line from 0 to 2. One arrow of length 5 is shown, starting at 0 and ending at 5. A question mark is at the end of the line.
- Top-middle-right:** Number line from 0 to 6. Six arrows of length 1 are shown, starting at 0 and ending at 1, 2, 3, 4, 5, and 6. A question mark is at the end of the line.
- Top-right:** Number line from 0 to 2. Two arrows of length 10 are shown, starting at 0 and ending at 10 and 20. A question mark is at the end of the line.
- Middle-left:** Number line from 0 to 4. Three arrows of length 20 are shown, starting at 0 and ending at 20, 40, and 60. A question mark is at the end of the line.
- Middle-middle-left:** Number line from 0 to 4. Four arrows of length 10 are shown, starting at 0 and ending at 10, 20, 30, and 40. A question mark is at the end of the line.
- Middle-middle-right:** Number line from 0 to 2. Two arrows of length 20 are shown, starting at 0 and ending at 20 and 40. A question mark is at the end of the line.
- Middle-right:** Number line from 0 to 6. Six arrows of length 1 are shown, starting at 0 and ending at 1, 2, 3, 4, 5, and 6. A question mark is at the end of the line.
- Center:** A small black triangle containing the number 3.
- Bottom-middle-left:** Number line from 0 to 4. Four arrows of length 10 are shown, starting at 0 and ending at 10, 20, 30, and 40. A question mark is at the end of the line.
- Bottom-middle-right:** Number line from 0 to 4. Two arrows of length 20 are shown, starting at 0 and ending at 20 and 40. A question mark is at the end of the line.
- Bottom-right:** Number line from 0 to 6. Six arrows of length 1 are shown, starting at 0 and ending at 1, 2, 3, 4, 5, and 6. A question mark is at the end of the line.
- Bottom-left:** Number line from 0 to 4. Three arrows of length 30 are shown, starting at 0 and ending at 30, 60, and 90. A question mark is at the end of the line.
- Bottom-middle-left:** Number line from 0 to 4. Four arrows of length 5 are shown, starting at 0 and ending at 5, 10, 15, and 20. A question mark is at the end of the line.
- Bottom-middle-right:** Number line from 0 to 4. Three arrows of length 10 are shown, starting at 0 and ending at 10, 20, and 30. A question mark is at the end of the line.
- Bottom-right:** Number line from 0 to 6. Six arrows of length 1 are shown, starting at 0 and ending at 1, 2, 3, 4, 5, and 6. A question mark is at the end of the line.