




Feedback-Puzzles




No. 4200



No. 4210



No. 4220



No. 4230

NEDERLANDS

Feedback-Puzzels

Op het gebied van inoefenen en automatiseren worden altijd nieuwe manieren gezocht.

Gedifferentieerde moeilijkheidsfasen maken het mogelijk om individueel te oefenen.


Op de achterkant van het puzzelstukje staat het antwoord, dat omgekeerd op de juiste opgave op de bodem van de puzzel wordt gelegd. Als de opgaven goed gemaakt zijn, ontstaat een prachtige afbeelding van Kater Jakob.

De houten Feedback puzzels zijn bestemd voor de onder- en middenbouw van de basisschool en het SBO en kunnen door de kinderen zelfstandig gemaakt en gecontroleerd worden.


In de serie zijn reeds verschenen:

Optellen tot 20	4200
Af trekken tot 20	4210
Getallen lokaliseren	4220
Rekenen met sprongen op de getallenlijn	4230


www.k2-publisher.com




No. 4200



No. 4210



No. 4220



No. 4230

The puzzle pieces contain the following number line problems:

- Top-left:** Number line from 0 to 19. Jumps: +10, +9. Question mark at the end.
- Top-middle-left:** Number line from 0 to 19. Jumps: +10, +10, +4. Question mark at the end.
- Top-middle-right:** Number line from 0 to 19. Jumps: +10, +10, +10, +6. Question mark at the end.
- Top-right:** Number line from 0 to 26. Jumps: +10, +10, +2. Question mark at the end.
- Middle-left:** Number line from 0 to 35. Jumps: +20, +10, +5. Question mark at the end.
- Middle-middle-left:** Number line from 0 to 36. Jumps: +20, +20, +8. Question mark at the end.
- Middle-middle-right:** Number line from 0 to 36. Jumps: +10, +10, +10, +2, +6. Question mark at the end.
- Middle-right:** Number line from 0 to 66. Jumps: +30, +2, +6. Question mark at the end.
- Bottom-middle-left:** Number line from 0 to 57. Jumps: +20, +20, +10, +3. Question mark at the end.
- Bottom-middle:** Number line from 0 to 87. Jumps: +40, +2, +7. Question mark at the end.
- Bottom-middle-right:** Number line from 0 to 55. Jumps: +10, +10, +10, +2. Question mark at the end.
- Bottom-right:** Number line from 0 to 55. Jumps: +20, +10, +5. Question mark at the end.
- Bottom-left:** Number line from 0 to 19. Jumps: +30, +30, +10, +4. Question mark at the end.
- Bottom-middle-left:** Number line from 20 to 39. Jumps: +10, +10, +9. Question mark at the end.
- Bottom-middle-right:** Number line from 40 to 45. Jumps: +30, +10, +5. Question mark at the end.
- Bottom-right:** Number line from 10 to 17. Jumps: +30, +30, +7. Question mark at the end.

The puzzle pieces contain the following number line problems:

- Top-left:** Number line with 10 at the left tick and a question mark at the right tick. An arrow points from 10 to the question mark with '+9' above it.
- Top-middle-left:** Number line with a question mark at the left tick and 44 at the right tick. An arrow points from 44 to the question mark with '-20' below it.
- Top-middle-right:** Number line with 6 at the left tick and a question mark at the right tick. An arrow points from 6 to the question mark with '+30' above it.
- Top-right:** Number line with a question mark at the left tick and 16 at the right tick. An arrow points from 16 to the question mark with '-10' below it.
- Second row, left:** Number line with 65 at the top tick and a question mark at the bottom tick. An arrow points from 65 to the question mark with '-30' below it.
- Second row, middle-left:** Number line with 48 at the bottom tick and a question mark at the top tick. An arrow points from 48 to the question mark with '+20' above it.
- Second row, middle-right:** Number line with 35 at the bottom tick and a question mark at the top tick. An arrow points from 35 to the question mark with '+15' above it.
- Second row, right:** Number line with 20 at the bottom tick and a question mark at the top tick. An arrow points from 20 to the question mark with '+30' above it.
- Third row, left:** Number line with 33 at the left tick and 40 at the right tick. An arrow points from 33 to 40 with '+7' above it.
- Third row, middle-left:** Number line with a question mark at the left tick and 70 at the right tick. An arrow points from 70 to the question mark with '-30' below it.
- Third row, middle-right:** Number line with 41 at the right tick and a question mark at the left tick. An arrow points from 41 to the question mark with '-10' below it.
- Third row, right:** Number line with 50 at the right tick and a question mark at the left tick. An arrow points from 50 to the question mark with '-30' below it.
- Bottom row, left:** Number line with 60 at the left tick and a question mark at the right tick. An arrow points from 60 to the question mark with '+10' above it. A second arrow points from the question mark to the right with '+5' above it.
- Bottom row, middle-left:** Number line with a question mark at the left tick and 80 at the right tick. An arrow points from 80 to the question mark with '-1' below it.
- Bottom row, middle-right:** Number line with 54 at the left tick and a question mark at the right tick. An arrow points from 54 to the question mark with '+30' above it.
- Bottom row, right:** Number line with a question mark at the left tick and 99 at the right tick. An arrow points from 99 to the question mark with '-20' below it.

$45 - 26 =$ 	$15 + 9 =$ 	$70 - 34 =$ 	$43 - 37 =$
$12 + 23 =$ 	$39 + 29 =$ 	$42 - 32 =$ 	$21 + 9 =$
$36 - 29 =$ 	$22 + 18 =$ 	$60 - 28 =$ 	$47 - 27 =$
$48 + 26 =$ 	$100 - 41 =$ 	$46 + 39 =$ 	$95 - 18 =$