

- anchor point (device) for fall arresting protective equipment should have a stable construction and the position, which limits the risk of fall and should minimize the free-fall distance. Anchor point of the equipment should be located above the user's workstation. The shape and design of the anchor point must provide for the permanent connection of equipment and must prevent from its accidental disconnection. It is recommended to use approved and designated anchor points for the equipment according to EN 795.
- It is mandatory to check the free space under the workstation, in which the personal protective equipment for arresting falls from a height is to be used, to avoid hitting the objects or the plane below while arresting the fall. The required free space under the workstation should be checked in the user manual for protective equipment, which is to be used.
- While using the equipment, pay special attention to the dangerous phenomena affecting the operation of the equipment and the user's safety, in particular:
  - looping and moving the lanyard over sharp edges;
  - swing falling;
  - current conduction;
  - any damage, such as cuts, abrasions, corrosion
  - the impact of extreme temperatures;
  - negative impact of atmospheric factors;
  - impact of aggressive substances, chemicals, solvents, acids.
- Personal protective equipment must be transported in containers, which protect it from damage or getting wet, such as bags made of impregnated fabric or steel or plastic suitcases or boxes.
- Personal protective equipment must be cleaned and disinfected so as not to damage the material (raw material), which the device is made from. For textile material (straps, lanyard) use cleaning agents for delicate fabrics. Cleaned by hand or machine washing is permitted. Thoroughly rinse. Parts made of plastic can be cleaned with water only. The components, which get wet while cleaning or during use of the equipment must be thoroughly dried in natural conditions, away from heat sources. Metal parts and mechanisms (springs, hinges, latches etc.) may be periodically lightly greased to improve their performance.
- Personal protective equipment must be stored loosely wrapped in a well ventilated dry place, protected from light, UV radiation, dust, sharp objects, extreme temperatures and corrosive substances.

IT IS THE RESPONSIBILITY OF THE USER ORGANISATION TO PROVIDE THE IDENTITY CARD AND TO FILL IN THE DETAILS REQUIRED.  
 THE IDENTITY CARD SHOULD BE FILLED IN BEFORE THE FIRST USE BY A COMPETENT PERSON, RESPONSIBLE IN THE USER ORGANIZATION FOR PROTECTIVE EQUIPMENT.  
 ANY INFORMATION ABOUT THE EQUIPMENT LIKE PERIODIC INSPECTIONS, REPAIRS, REASONS OF EQUIPMENT'S WITHDRAWN FROM USE SHALL BE NOTED INTO THE IDENTITY CARD BY A COMPETENT PERSON.  
 THE IDENTITY CARD SHOULD BE STORED DURING A WHOLE PERIOD OF EQUIPMENT UTILIZATION.  
 DO NOT USE THE EQUIPMENT WITHOUT THE IDENTITY CARD.  
 ALL RECORDS IN THE IDENTITY CARD CAN BE FILLED IN ONLY BY A COMPETENT PERSON.

## IDENTITY CARD

MODEL AND TYPE OF EQUIPMENT					
REF. NUMBER					
SERIAL NUMBER	DATE OF MANUF.				
USER NAME					
DATE OF PURCHASE		DATE OF PUTTING INTO OPERATION			
PERIODIC EXAMINATION AND REPAIR HISTORY					
	DATE	REASON FOR ENTRY PERIODIC EXAMINATION OR REPAIR	DEFECTS NOTED, REPAIRS CARRIED OUT AND OTHER RELEVANT INFORMATIONS	NAME AND SIGNATURE OF COMPETENT PERSON	PERIODIC EXAMINATION NEXT DUE DATE
1					
2					
3					
4					

Pelgrim Safety b.v.  
 Emmerikseweg 14  
 7077AP - Netterden -  
 tel: 0315-842313

Notified body, at which the European certification was performed and which supervises the production of the equipment:  
 APAVE SUDEUROPE SAS,  
 BP 3 - 33370 ARTIGUES près BORDEAUX France, no. 0082

## Instruction manual



Before using the device,  
 read the instruction manual

CE 0082

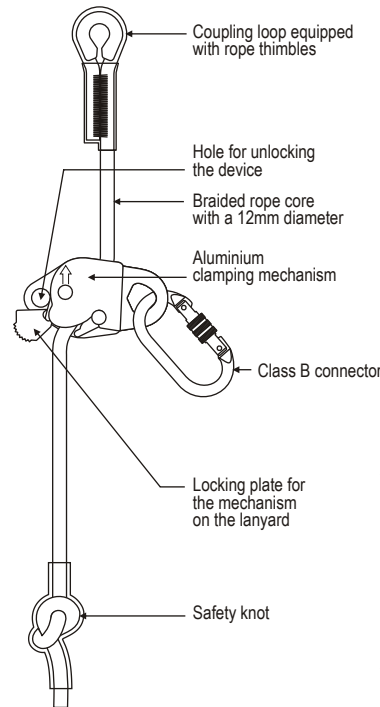
EN 353-2:2002  
 EN 358:1999  
 EN 12841:2006 / A

# GUIDED TYPE FALL ARRESTER AC080

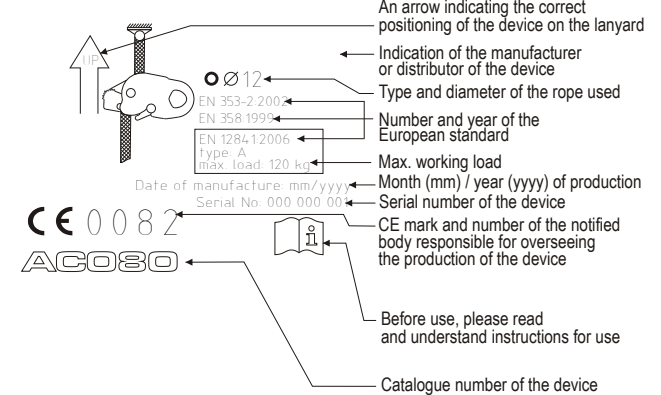


The AC080 guided type fall arrester is a component of personal protective equipment for arresting falls from a height, complying with the following standards: EN 353-2, EN 358 and EN 12841.  
 It is designed for use with textile core diameter ropes  $\phi$ 12mm.  
 The device is designed to protect one worker.

### CONSTRUCTION OF THE DEVICE



### DESCRIPTION OF THE DEVICE MARKING



### PERIODIC INSPECTIONS

At least once a year, after every 12 months of use, the AC080 device must be carefully inspected periodically.  
 Periodic inspection may be carried out by the person responsible in the workplace for the periodic inspection of protective equipment and trained in this area or by the manufacturer or a company, or a person authorized by the manufacturer.

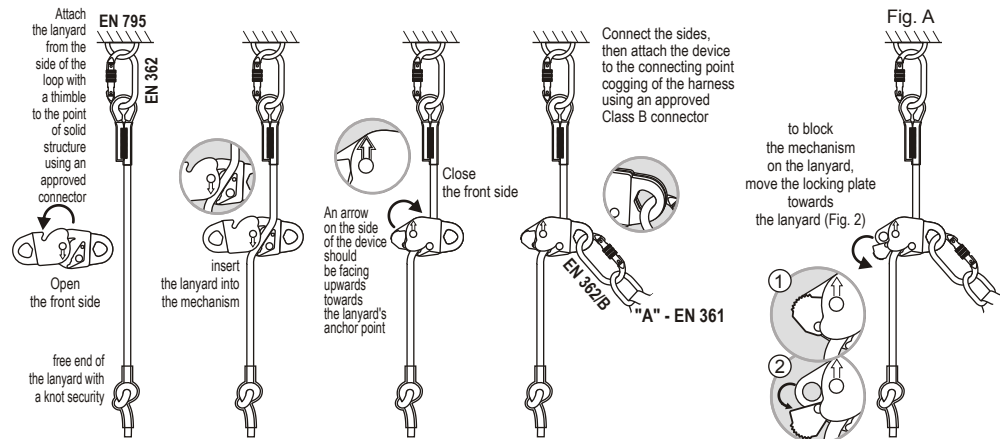
### SERVICE LIFE AND MANUFACTURER'S INSPECTION

The AC080 guided type fall arrester should be withdrawn from service and sent to the manufacturer in order to assess further fitness, if more than 5 years have passed from the date of first release for use, in order to carry out the manufacturer's inspection.  
 Manufacturer's inspection may be carried out by the manufacturer of the device or a company or a person authorized by the manufacturer.  
 During the manufacturer's inspection, the service life of the fall arrester until the next manufacturer's inspection shall be specified.  
 Anchor rope should be withdrawn from service and destroyed after 5 years of use.  
 The AC080 device (clamping and sliding mechanism, rope and connectors) should be withdrawn from service and destroyed (physically destroyed), if the system has been used in arresting the fall.

Before each use of the fall arresting equipment, which includes the AC080 device, check that all devices are correctly connected and work cooperate without any interference, as well as they are compatible with current standards:

- EN 361 Full body harnesses
- EN 362 Connectors
- EN 358 Belts for work positioning and restraint and work positioning lanyards
- EN 813 Sit harnesses
- EN 795 Anchor devices.

**CONNECTING THE AC080 DEVICE WITH HARNESS WHEN USED AS GUIDED TYPE FALL ARRESTER WITH SELF-TIGHTENING GUIDE COMPLIANT WITH EN 353-2**



The AC080 device used for arresting the fall should be attached only to the cogging point of the harness compliant with EN 361. The cogging point must be marked with letter 'A' Fig. B

To connect the AC080 device, use the 110mm Class B connector compliant with EN 362. During operation all connectors should be closed and secured against accidental opening and disconnection using a locking mechanism. Do not attach additional elements between the connector of the AC080 device, and the cogging point of the harness. Make sure that the free end of the lanyard has a safety node to prevent the device's sliding off the lanyard.

Anchor point, to which the lanyard is attached, should be placed above the user, its shape and structure should prevent the disconnection from the lanyard's disconnection. Anchor point must comply with the EN 795 requirements and have a minimum static strength of 10 kN. Avoid any overhangs of the lanyard between the user and the anchor point.

Under the user leave free space determined by the variables (Fig. C) depending on the length of the lanyard's section above the user - see table:

Lanyard section above the user [m] -L	10	20	30	40	50
Free space under the user [m] -X	2,80	4,00	5,20	6,40	7,80

NOTE:  
When ascending and descending the first 2 metres, the user may be not protected from hitting the ground and must observe extreme caution at this height.

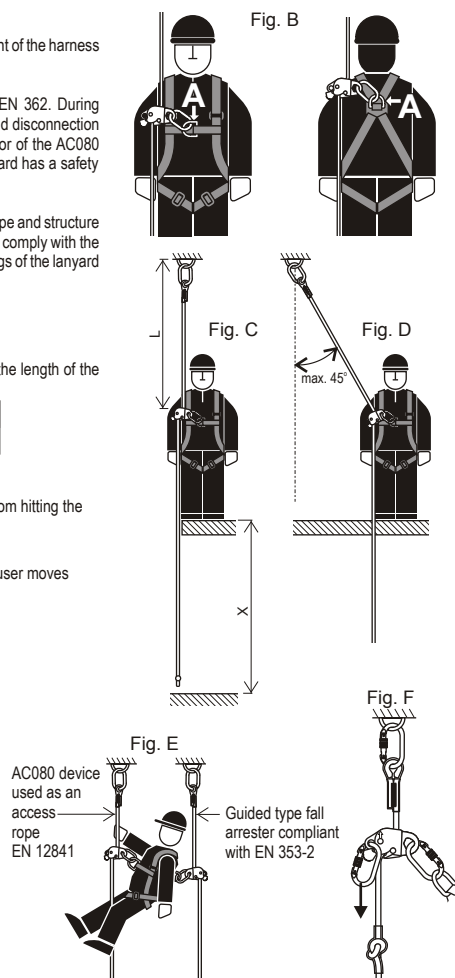
A deviation of the lanyard from the vertical plane of max. 45° is permitted, when the user moves away (moving in the horizontal plane) from the point of solid structure (Figure D).

**USING THE AC080 DEVICE AS ACCESS ROPE COMPLIANT WITH EN 12841**

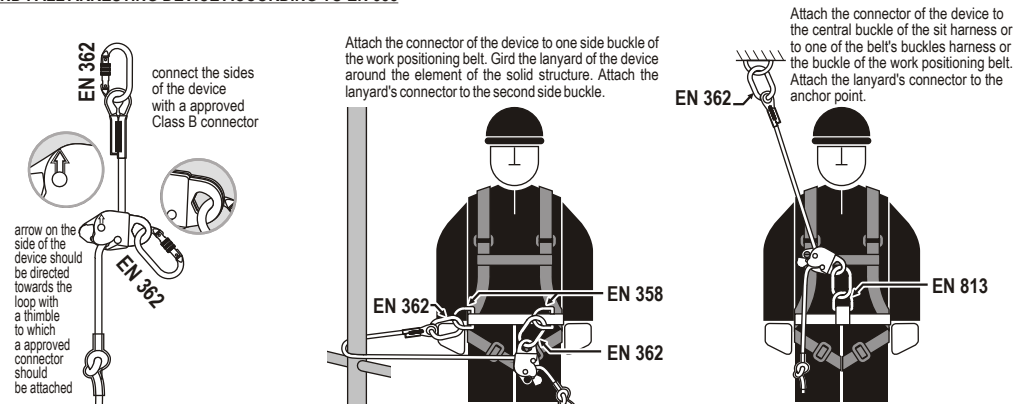
The AC080 device (used as an access rope) carrying the full weight of the user becomes a work rope and for safety reasons it requires using an additional device to arrest falls Fig. E.

Any overload or dynamic load of the clamping mechanism may damage the lanyard.

To unlock or offload the device on the lanyard, move the locking plate toward the lanyard. Place the connector in the unlocking hole and pull toward the free end of the lanyard Fig. F.



**CONNECTING THE AC080 DEVICE WITH THE BELT FOR WORK POSITIONING AND RESTRAINT/ SIT HARNESS AS THE WORK POSITIONING AND FALL ARRESTING DEVICE ACCORDING TO EN 358**



The AC080 guided type fall arrester should be used along with the belt for work positioning compliant with EN 358 or with sit harness compliant with EN 813. The elements of the solid structure or anchor points, to which it is attached, should be at the user's waist level and have the shape and structure preventing the disconnection of the lanyard. The tension and the length of the lanyard should be adjusted to restrict the distance of the free fall to the max. 0.6 m. Once the required length of the lanyard is established, lock the device on the lanyard using the locking plate Fig. A.

To connect the AC080 device, use the 110mm class B connector according to EN 362. All connectors should be locked during operation and secured against accidental opening and disconnection of the locking mechanism. Do not attach additional element between the connector of the AC080 device, and the buckle of the belt or harness. Ensure that the free end of the connecting lanyard is equipped with a safety node to prevent the device's sliding off the lanyard.

NOTE: The AC080 guided type fall arrester is not a device used for arresting the fall. In case of a risk of falling from a height, additionally use independent fall arresting system compliant with EN 363.

**GENERAL RULES FOR THE USE OF PERSONAL PROTECTIVE EQUIPMENT**

- Personal protective equipment should be used only by people trained to use it.
- Personal protective equipment cannot be used by people whose health condition may affect the safety during daily use or during rescue operations.
- Prepare a rescue plan that can be applied, if required.
- Any modifications to the equipment without written permission are prohibited.
- Any repairs to the equipment can be carried out only by the manufacturer or an authorized representative.
- Personal protective equipment cannot be used for the purposes other than its intended purpose.
- Personal protective equipment is the personal equipment and should be used by one operator.
- Before use, ensure that all elements of the equipment of the fall arresting system cooperate with each other correctly. Periodically check the connections and matching of the components of the equipment to avoid its loosening or accidental disconnection.
- The use of protective equipment systems, in which the functioning any hardware component is disturbed by the action of another is prohibited.
- All elements of the personal protective equipment for arresting the falls from a height must be in accordance with relevant regulations and instructions for use of equipment, as well as relevant standards:
  - - EN 361 full body harnesses
  - - EN 353-1, EN 353-2, EN 354, EN 355, EN 360, EN 362 fall arresting systems
  - - EN 795 Anchor devices (solid structure points)
  - - EN 358 work positioning systems
- Before each use of personal protective equipment, carry out thorough visual inspection to check its condition and proper operation. The device shall be inspected by its user.
- During inspection, check all hardware components, paying particular attention to any damage, excessive wear, corrosion, abrasions, cuts and malfunction. Attention must be paid in each device:
  - in safety straps and work positioning belts: inspect buckles, adjustment elements, attachment points (buckles), straps, stitching, belt loops;
  - in energy absorbers: attachment loops, straps, stitching, housing, connectors;
  - in lanyards and textile guides for lanyards, loops, thimbles, connectors, adjustment elements, splicing;
  - in cables and steel guides: lanyard, wire, clamps, loops, thimbles, connectors, adjustment elements;
  - in retractable type fall arresters: lanyard or strap, correct functioning of the take-up reel and locking mechanism, housing, energy absorber, connectors;
  - in guided type fall arresters: device's body, correct sliding over the guide, the functioning of the locking mechanism, rollers, bolts and rivets, connectors, safety shock absorbers;
  - in connectors (snap hooks): load-bearing body, riveting, main trigger, the functioning of the locking mechanism.
- At least once a year, after 12 months of use, the personal protective equipment must be withdrawn from use for thorough inspection. Periodic inspection may be carried out by the person responsible in the workplace for periodic inspections of protective equipment and trained in this area. Periodic inspections may be carried out also by the hardware manufacturer or a person or a company authorized by the manufacturer. Thoroughly inspect all the equipment's components, paying particular attention to any damage, excessive wear, corrosion, abrasions, cuts, and malfunction (see previous section). In some cases, where protective equipment is a complicated and complex structure, such as retractable type fall arrester, periodic inspections may be carried out only by the equipment manufacturer or its authorized representative. Following the periodic inspection, a date of the next inspection shall be specified.