



EN Instruction for use

EN 362:2004

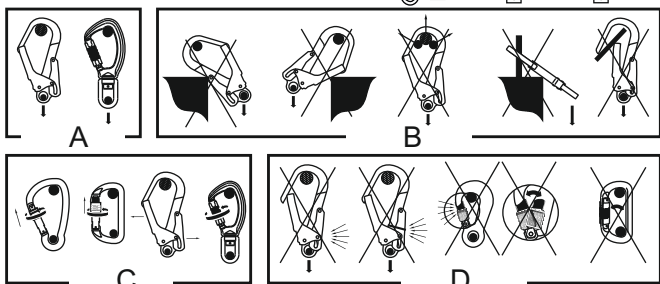
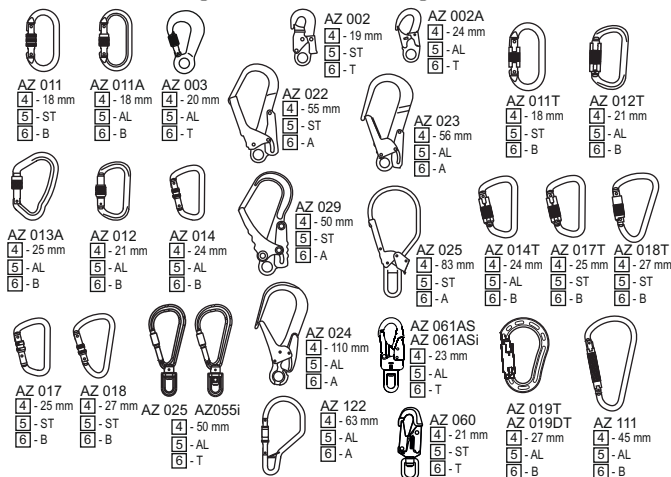
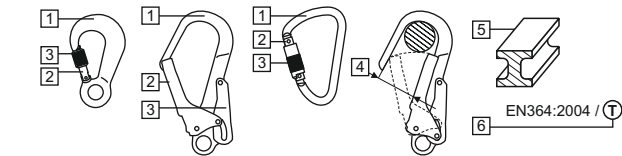
SNAP HOOKS

CONTENT OF THE SNAP HOOK MARKING

I) reference number of the device; II) CE mark and identity number of the authorized body responsible for controlling manufacture of the device; III) number of the manufacturing series (month/year or year of the device manufacture); IV) European norm (number, year, class); V) necessity of knowledge the instruction manual before using the device; VI) marking of the manufacturer or distributor

THE ESSENTIAL PRINCIPLES FOR USERS OF PERSONAL PROTECTIVE EQUIPMENT AGAINST FALLS FROM A HEIGHT

- personal protective equipment shall only be used by a person trained and competent in its safe use.
- personal protective equipment must not be used by a person with medical condition that could affect the safety of the equipment user in normal and emergency use.
- a rescue plan shall be in place to deal with any emergencies that could arise during the work.
- it is forbidden to make any alterations or additions to the equipment without the manufacturer's prior written consent.
- any repair shall only be carried out by equipment manufacturer or his certified representative.
- personal protective equipment shall not be used outside its limitations, or for any purpose other than that for which it is intended.
- personal protective equipment should be a personal issue item.
- before use ensure about the compatibility of items of equipment assembled into a fall arrest system. Periodically check connecting and adjusting of the equipment components to avoid accidental loosening or disconnecting of the components.
- it is forbidden to use combinations of items of equipment in which the safe function of any one item is affected by or interferes with the safe function of another.
- before each use of personal protective equipment it is obligatory to carry out a pre-use check of the equipment, to ensure that it is in a serviceable condition and operates correctly before it is used.
- during pre-use check it is necessary to inspect all elements of the equipment in respect of any damages, excessive wear, corrosion, abrasion, cutting or incorrect acting, especially take into consideration:
 - in full body harnesses and belts - buckles, adjusting elements, attaching points, webbings, seams, loops;
 - in energy absorbers - attaching loops, webbing, seams, casing, connectors;
 - in textile lanyards or lifelines or guidelines - rope, loops, thimbles, connectors, adjusting element, splices;
 - in steel lanyards or lifelines or guidelines - cable, wires, clips, ferrules, loops, thimbles, connectors, adjusting elements;
 - in retractable fall arresters - cable or webbing, retractor and brake proper acting, casing, energy absorber, connector;
 - in guided type fall arresters - body of the fall arrester, sliding function, locking gear acting, rivets and screws, connector, energy absorber;
 - in connectors - main body, rivets, gate, locking gear acting.
- after every 12 months of utilization, personal protective equipment must be withdrawn from use to carry out periodical detailed inspection. The periodic inspection must be carried out by a competent person for periodic inspection. The periodic inspection can be carried out also by the manufacturer or his authorized representative.
- In case of some types of the complex equipment e.g. some types of retractable fall arresters the annual inspection can be carried out only by the manufacturer or his authorized representative.
- regular periodic inspections are the essential for equipment maintenance and the safety of the users which depends upon the continued efficiency and durability of the equipment.
- during periodic inspection it is necessary to check the legibility of the equipment marking.
- it is essential for the safety of the user that if the product is re-sold outside the original country of destination the reseller shall provide instructions for use, for maintenance, for periodic examination and for repair in language of the country in which the product is to be used.
- personal protective equipment must be withdrawn from use immediately when any doubt arise about its condition for safe use and not used again until confirmed in writing by equipment manufacturer or his representative after carried out the detailed inspection.
- personal protective equipment must be withdrawn from use immediately and destroyed when it have been used to arrest a fall;
- a full body harness is the only acceptable body holding device that can be used in a fall arrest system.
- in full body harness use only attaching points marked with big letter "A" to attach a fall arrest system.
- the anchor device or anchor point for the fall arrest system should always be positioned, and the work carried out in such a way, as to minimise both the potential for falls and potential fall distance. The anchor device/point should be placed above the position of the user. The shape and construction of the anchor device/point shall not allowed to self-acting disconnection of the equipment. Minimal static strength of the anchor device/point is 12 kN. It is recommended to use certified and marked structural anchor point complied with EN795.
- it is obligatory to verify the free space required beneath the user at the workplace before each occasion of use the fall arrest system, so that, in the case of a fall, there will be no collision with the ground or other obstacle in the fall path. The required value of the free space should be taken from instruction manual of used equipment.
- there are many hazards that may affect the performance of the equipment and corresponding safety precautions that have to be observed during equipment utilization, especially:
 - trailing or looping of lanyards or lifelines over sharp edges,
 - any defects like cutting, abrasion, corrosion,
 - climatic exposure,



I) — AZ011 III) — MM/YY
 II) — CE 0082 IV) — EN 362:2004/B
 V) — VI) —

EN

Snap hook is a component of the personal protective equipment against falls from a height. Snap hook must conform to EN 362 - Personal protective equipment against falls from a height - connectors. Snap hook is the openable device used to connect components of fall arrest equipment into complete fall arrest system.

- body
 - gate
 - gate locking gear
 - gate opening - maximum gap for the passage of an element into the snap hook and which allows the correct functioning of the gate-locking
- 5) material: ST - steel, AL - light alloy
 6) connector's class

BASIC RULES OF USING THE SNAP HOOK

- before each use, a close visual examination of the snap hook components (body, gate, locking gear) must be carried out in respect of mechanical, chemical and thermal defects. The examination must be done by a person who is going to use the snap hook. In the case of any defect or doubt of correct condition of the snap hook do not use the snap hook.
 - using the snap hook, in connection with fall arrest system, must be compatible with manual instructions of the fall arrest systems and obligatory standards:
 - EN361 - for the safety harness;
 - EN353-1, EN353-2, EN355, EN354, EN360 - for the fall arrest systems;
 - EN341 - for the rescue equipment;
 - EN358 - for the work positioning equipment.
 - the snap hooks with manual locking (for example screw locking) shall be acceptable only in cases where the user does not have to attach and remove the snap hook many times a working day.
 - during use the snap hook must be protected from a contact with acids, solvents, basics, open fire, hot metal drops and sharp edges. If you have any doubts about the conditions where the snap hook will be used, ask the producer.
 - before use the fall arrest system, the rescue operation must be introduced to avoid any danger that can happened during using the equipment.
 - the shape of the structural anchor point should not let self-acting snap hook disconnection see the drawings: A, B
 - necessarily protect the snap hook gate with locking gear - see the drawings: C, D.
 - the length of the connector should be taken into account when used in any fall arrest system as it will influence the length of a fall.
- it must be taken into consideration that some situations during use may reduce the strength of the connector, e.g. connecting to wide straps.

