

- personal protective equipment must be transported in the package (e.g.: bag made of moisture-proof textile or foil bag or cases made of steel or plastic) to protect it against damage or moisture.
- the equipment can be cleaned without causing adverse effect on the materials in the manufacture of the equipment. For textile products use mild detergents for delicate fabrics, wash by hand or in a machine and rinse in water. For energy absorbers use only a damp cloth to wipe away dirt. It's forbidden to immerse energy absorbers into the water. Plastic parts can be cleaned only with water. When the equipment becomes wet, either from being in use or when due cleaning, it shall be allowed to dry naturally, and shall be kept away from direct heat. In metallic products some mechanic parts (spring, pin, hinge, etc.) can be regularly slightly lubricated to ensure better operation.
- personal protective equipment should be stored loosely packed, in a well-ventilated place, protected from direct light, ultraviolet degradation, damp environment, sharp edges, extreme temperatures and corrosive or aggressive substances.
- Using the harness in connection with personal protective equipment against falls from a height must be compatible with manual instructions of this equipment and obligatory standards:
 - EN353-1, EN353-2, EN355, EN354, EN360 - for the fall arrest systems;
 - EN362 - for the connectors;
 - EN1496, EN341 - for rescue devices;
 - EN795 - for anchor devices.

IDENTITY CARD

It is the responsibility of the user organisation to provide the identity card and to fill in the details required. The identity card should be filled in before the first use by a competent person, responsible in the user organization for protective equipment. Any information about the equipment like periodic inspections, repairs, reasons of equipment's withdrawal from use shall be noted into the identity card by a competent person in the user organization. The identity card should be stored during a whole period of equipment utilization. Do not use the equipment without the identity card.

MODEL AND TYPE OF EQUIPMENT			
SERIAL/BATCH NUMBER		DATE OF MANUFACTURE	
REFERENCE NUMBER		DATE OF PURCHASE	
USER NAME		DATE OF FIRST USE	

PERIODIC INSPECTION AND REPAIR HISTORY CARD

DATE OF INSPECTION	REASON FOR INSPECTION OR REPAIR	DEFECTS, CONDITION NOTED REPAIRS CARRIED OUT	NAME AND SIGNATURE OF COMPETENT PERSON	NEXT INSPECTION DATE

Pelgrim Safety b.v. -
Emmerikseweg 14 -
7077AP - Netterden -
tel: 0315-842313

Notified body for EU type examination according to PPE Regulation 2016/425:
APAVE SUD EUROPE SAS (no 0082) - CS 60193 - F13322 MARSEILLE
CEDEX 16 - FRANCE
Notified body for control production:
APAVE SUD EUROPE SAS (no 0082) - CS 60193 - F13322 MARSEILLE
CEDEX 16 - FRANCE

ed-102.11.2018



Instruction manual

Read and understand the manual before use

CE 0082

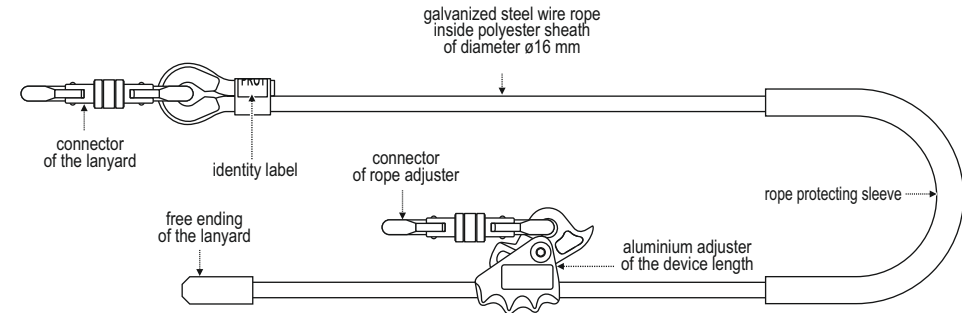
Ref. AF 160 xx
EN 358:2018



WORK
POSITIONING
DEVICE

PROT-30

Work positioning device is a component of fall protection equipment compliant with EN 358: Personal protective equipment for work positioning and prevention of falls from a height. Belts and lanyards for work positioning or restraint. The device is used to prevent a free fall of the user by connecting a body holding device to an anchor point or to a structure by encircling it and supporting the user in tension. The device is designed for protection of one person of max. weight 140 kg. Work positioning device PROT-30 shall not be used as a fall arrest device. If there is a risk of a fall from height, always use additional fall arresting device in accordance with EN 363. Work positioning device PROT-30 can be fitted only with certified connectors compliant with EN 362.



MAXIMUM LIFESPAN OF THE DEVICE

The maximum lifespan of the device is 10 years from the manufacturing date.

PERIODIC INSPECTIONS

The device must be inspected at least once every 12 months from the date of first use. Periodic inspections must only be carried out by a competent person who has the knowledge and training required for personal protective equipment periodic inspections. Depending upon the type and environment of work, inspections may be needed to be carried out more frequently than once every 12 months. Every periodic inspection must be recorded in the Identity Card of the equipment.

ATTENTION: The device maximum lifetime depends on the intensity of usage and the environment of usage. Using the device in rough environment, marine environment, contact with sharp edges, exposure to extreme temperatures or aggressive substances, etc. can lead to the withdrawal from use even after one use.

WITHDRAWAL FROM USE

The device must be withdrawn from use immediately and destroyed when it fails to pass inspection or there are any doubt as to its reliability.

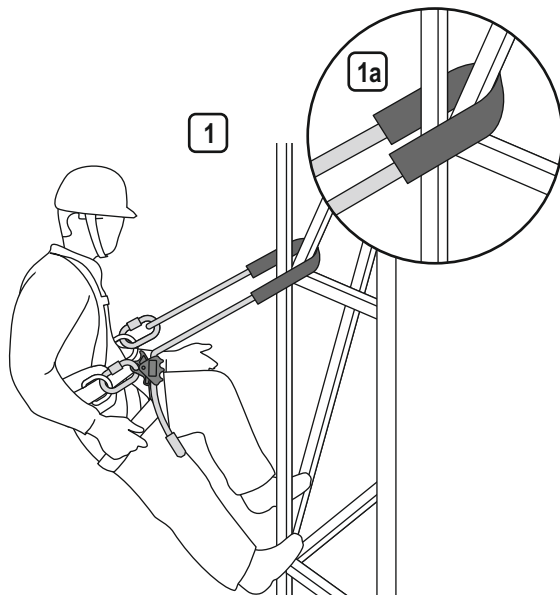
MEANING OF THE MARKING

- a) Device type;
- b) Model symbol;
- c) Reference number;
- d) Device length
- e) Month and year of manufacture;
- f) Serial number of the device;
- g) Max. rated load of the device;
- h) number/year of European standard;
- i) CE mark and number of the notified body controlling manufacturing of the equipment;
- j) Caution: read and understand the instruction manual before use;
- k) identification of the harness manufacturer or distributor.

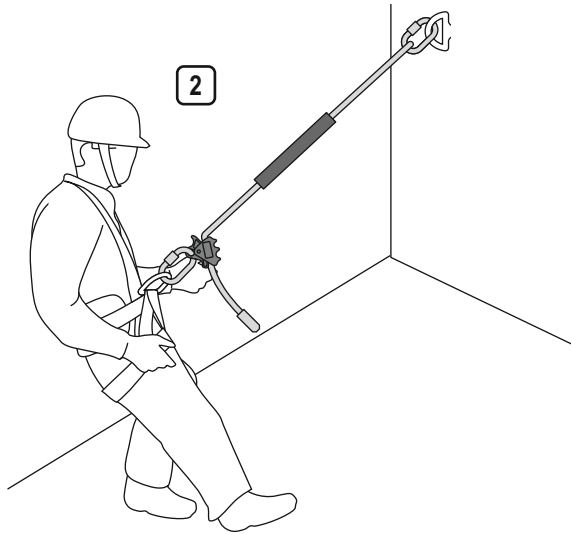
- a — **WORK POSITIONING DEVICE**
- b — **PROT-30**
- c — **Part number: 1059063**
- d — **LENGTH: x,x m**
- e — **Date of manufacture: MM.YYYY**
- f — **Serial number: XXXXXX**
- g — **Max. rated load: 140 kg**
- h — **EN 358:2018**
- i — **CE 0082**
- j —
- k —

INSTALLATION OF THE DEVICE

1. Attach connector for rope length adjuster to one side attachment buckle of a work positioning belt compliant with EN 358. Put the rope around a construction element and attach the connector to the other side attachment buckle – Fig. 1. Construction element should be located at the height of user's waist or above. Shape and construction of construction element shall not allow for a self-acting disconnection of the device. Minimal static strength of the element should be 12kN. Rope of the device should be protected with protective sleeve to prevent damage of the rope when in contact with abrasive surface or sharp edges of the element around which it is routed – Fig. 1a).

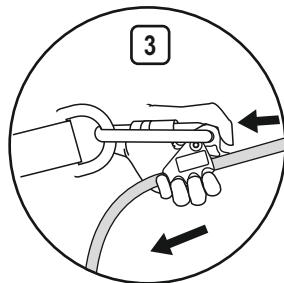


2. The device can be attached to attachment buckle of a sit harness compliant with EN 813 or a single D-ring of a work positioning belt – Fig. 2. Attach connector for rope length adjuster to attachment buckle of a harness, and rope connector to anchor point located at the height of user's waist or above. Shape and construction of anchor point must not allow for a self-acting disconnection of the device. Minimal static strength of anchor point should be 12kN.

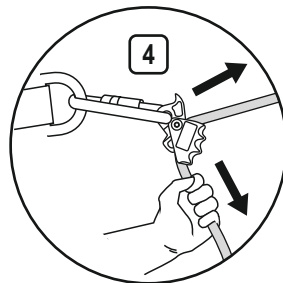


3. Using the rope adjuster, adjust the length and the tension of the rope to assure a stable work position and restrict the free fall of the worker. The lanyard must be kept taut during use.

a) Lengthening the rope
Unlock the adjuster by pressing adjuster lever – Fig. 3.
Deflect from the construction to tension and lengthen the rope. Release the lever to lock of the rope and stop its lengthening.



b) Shortening the rope
Pull the rope free end towards the construction by inclining in this direction – Fig. 4



NOTE: Before and during operation, check whether individual attachment elements are connected properly. Connectors must be closed and protected against accidental opening by locking gear.

THE ESSENTIAL PRINCIPLES FOR USERS OF PERSONAL PROTECTIVE EQUIPMENT AGAINST FALLS FROM A HEIGHT:

- personal protective equipment shall only be used by a person trained and competent in its safe use.
- personal protective equipment must not be used by a person with medical condition that could affect the safety of the equipment user in normal and emergency use.
- a rescue plan shall be in place to deal with any emergencies that could arise during the work.
- being suspended in PPE (e.g. arresting a fall), beware of suspension trauma symptoms.
- to avoid symptoms of suspension trauma, be sure that the proper rescue plan is ready for use. It is recommended to use foot straps.
- it is forbidden to make any alterations or additions to the equipment without the manufacturer's prior written consent.
- any repair shall only be carried out by equipment manufacturer or his certified representative.
- personal protective equipment shall not be used outside its limitations, or for any purpose other than that for which it is intended.
- personal protective equipment should be a personal issue item.
- before use ensure about the compatibility of items of equipment assembled into a fall arrest system. Periodically check connecting and adjusting of the equipment components to avoid accidental loosening or disconnecting of the components.
- it is forbidden to use combinations of items of equipment in which the safe function of any one item is affected by or interferes with the safe function of another.
- before each use of personal protective equipment it is obligatory to carry out a pre-use check of the equipment, to ensure that it is in a serviceable condition and operates correctly before it is used.
- during pre-use check it is necessary to inspect all elements of the equipment in respect of any damages, excessive wear, corrosion, abrasion, cutting or incorrect acting, especially take into consideration:
 - in full body harnesses and belts - buckles, adjusting elements, attaching points, webbings, seams, loops;
 - in energy absorbers - attaching loops, webbing, seams, casing, connectors;
 - in textile lanyards or lifelines or guidelines - rope, loops, thimbles, connectors, adjusting element, splices;
 - in steel lanyards or lifelines or guidelines - cable, wires, clips, ferrules, loops, thimbles, connectors, adjusting elements;
 - in retractable fall arresters - cable or webbing, retractor and brake proper acting, casing, energy absorber, connector;
 - in guided type fall arresters - body of the fall arrester, sliding function, locking gear acting, rivets and screws, connector, energy absorber;
 - in metallic components (connectors, hooks, anchors) - main body, rivets, gate, locking gear acting.
- after every 12 months of utilization, personal protective equipment must be withdrawn from use to carry out periodical detailed inspection. The periodic inspection must be carried out by a competent person for periodic inspection. The periodic inspection can be carried out also by the manufacturer or his authorized representative.
- in case of some types of the complex equipment e.g. some types of retractable fall arresters the annual inspection can be carried out only by the manufacturer or his authorized representative.
- regular periodic inspections are the essential for equipment maintenance and the safety of the users which depends upon the continued efficiency and durability of the equipment.
- during periodic inspection it is necessary to check the legibility of the equipment marking. Don't use the equipment with the illegible marking.
- it is essential for the safety of the user that if the product is re-sold outside the original country of destination the reseller shall provide instructions for use, for maintenance, for periodic examination and for repair in language of the country in which the product is to be used.
- personal protective equipment must be withdrawn from use immediately when any doubt arise about its condition for safe use and not used again until confirmed in writing by equipment manufacturer or his representative after carried out the detailed inspection.
- personal protective equipment must be withdrawn from use immediately and destroyed (or another procedures shall be introduced according detailed instruction from equipment manual) when it have been used to arrest a fall.
- a full body harness (conforming to EN 361) is the only acceptable body holding device that can be used, in a fall arrest system.
- in full body harness use only attachment points marked with a capital letter "A" to attach a fall arrest system.
- the anchor device or anchor point for the fall arrest system should always be positioned, and the work carried out in such a way, as to minimise both the potential for falls and potential fall distance. The anchor device/point should be placed above the position of the user. The shape and construction of the anchor device/point shall not allowed to self-acting disconnection of the equipment. Minimal static strength of the anchor device/point is 12 kN. It is recommended to use certified and marked structural anchor point complied with EN795
- it is obligatory to verify the free space required beneath the user at the workplace before each occasion of use the fall arrest system, so that, in the case of a fall, there will be no collision with the ground or other obstacle in the fall path. The required value of the free space should be taken from instruction manual of used equipment.
- there are many hazards that may affect the performance of the equipment and corresponding safety precautions that have to be observed during equipment utilization, especially:
 - trailing or looping of lanyards or lifelines over sharp edges,
 - any defects like cutting, abrasion, corrosion,
 - climatic exposure,
 - pendulum falls,
 - extremes of temperature,
 - chemical reagents,
 - electrical conductivity.