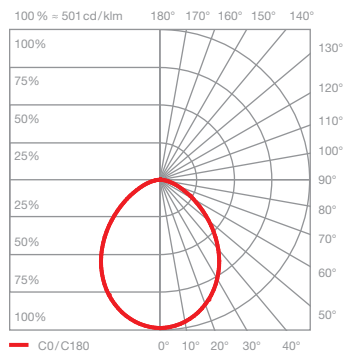



Sento lettura Lichtwirkungen

 head einseitig

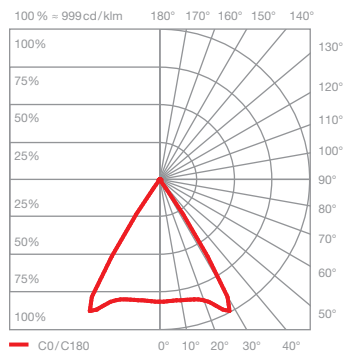


Sento B

diffuses Licht

insert: Diffusorglas

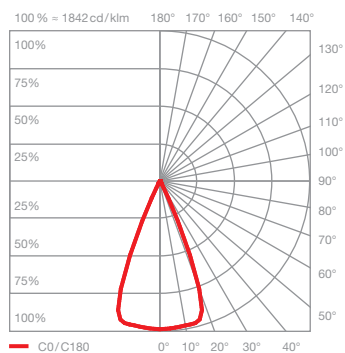

Lichtstrom: perfect color 18 W 1000lm
high flux 18 W 1370lm



Sento C

gerichtetes Licht
Lichtkegel ca. 80°

insert: Linse
Lichtstrom: perfect color 18 W 1170lm
high flux 18 W 1570lm

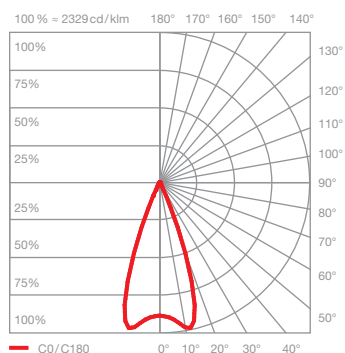


Sento S40

gerichtetes Licht
Lichtkegel ca. 40°

insert: Doppellinse
soft edge Glas

Lichtstrom: perfect color 18 W 1130lm
high flux 18 W 1560lm



Sento S30

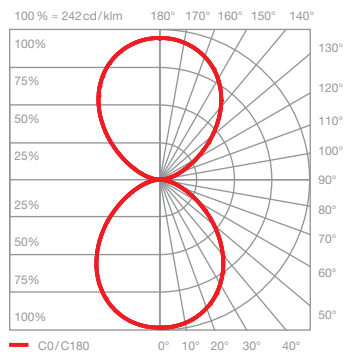

gerichtetes Licht
Lichtkegel ca. 30°

insert: Doppellinse
Fresnellinse

Lichtstrom: perfect color 18 W 1110lm
high flux 18 W 1530lm

Sento lettura Lichtwirkungen

 head beidseitig

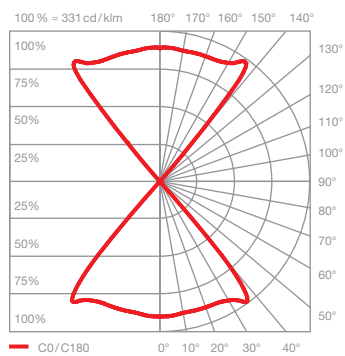


Sento A

diffuses Licht in beide Richtungen

insert: Diffusorglas
 Diffusorglas

Lichtstrom: perfect color 18 W 1090 lm
 high flux 18 W 1500 lm

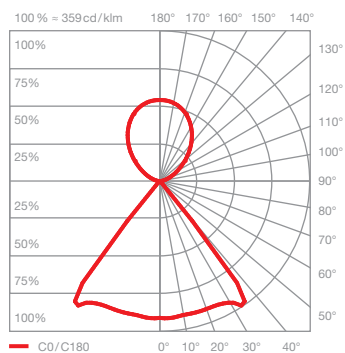



Sento D

gerichtetes Licht in beide Richtungen
Lichtkegel ca. 80°

insert: Linse
 Linse

Lichtstrom: perfect color 18 W 1270 lm
 high flux 18 W 1750 lm



Sento E

diffuses Licht nach oben
gerichtetes Licht nach unten
Lichtkegel ca. 80°

insert: Diffusorglas
 Linse

Lichtstrom: perfect color 18 W 1170 lm
 high flux 18 W 1620 lm