



Oranjehof 2 · NL-4112 JR Beusichem

WEEE-Ref.Nr.: DE 53005214


INPUT: 220-240V~50/60Hz CLASS II		IP44
LAMP-HOUSE: LED-6W 830lm		
MATERIAL: ALUMINIUM		




Keep away from children.




Indoor use only.




Keep the instructions.



This product is suitable for installation on normal flammable surfaces (and not combustible).



Product corresponding to the current standards and Community Directives.



When this product is no longer usable, deliver this to a suitable waste processing company.

INSTALLATION INSTRUCTION


- 1.Before installing, make sure the power supply is switched off.
- 2.Make sure the ceiling cutting hole is 68mm.
- 3.Connect 230V AC cables to LED driver and put the driver into ceiling.
- 4.Connect the female connector of LED driver and male connector of fixture tightly.
- 5.Slide the mounting springs clips into the ceiling cut-out.
- 6.Push the fixture up into ceiling. Ensure that it is securely located.
- 7.Adjust the fixture to be a suitable lighting angle.
- 8.Switch on the power supply.

CLEANING INSTRUCTION


1. Before cleaning, ensure that the power supply is switched off.
2. Use only a soft cloth to clean the lamp, dampened with mild cleanser if needed for resistant dirt.
3. Warning: do not use alcohol or other solvents.

CAUTION:

In case of any doubt, please contact the qualified electrician.



540lm



830lm



This product contains a light source of energy efficiency Class

