


U N I F I T

Manual UNI-BESWI-P-CAS

Push button, relay 10A, power supply: phase+ -wire



Product description

The UNI-BESWI-10A is a 2-wire flush-mounted switch (10A), designed for (non-)dimmmable LED lighting, phase dimmable. The soft-start function and inrush current limiter enable fault-free switching and extend the service life of LED lamps.

The switch is electronically protected against overload and short circuit. After rectifying the fault and replacing the fuse, the device is ready for use again.

An additional connection ('1') enables remote control via a single-pole or changeover switch.

Please note:

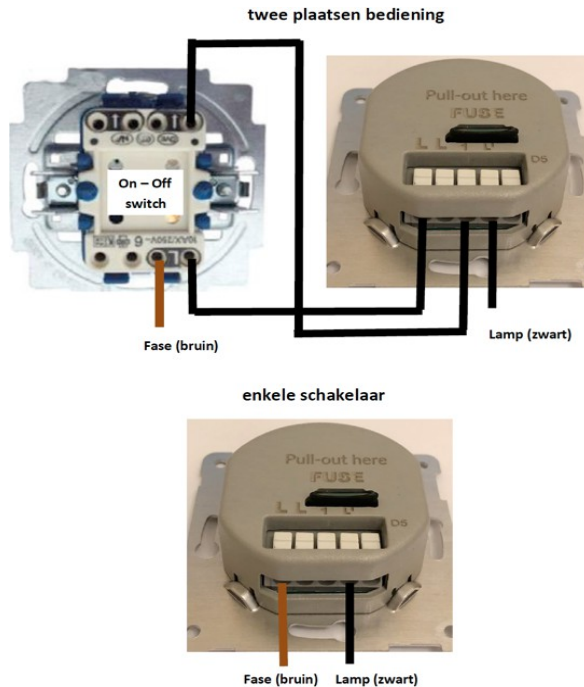
- Minimum load: 10VA
- Maximum load: depending on the type of lamp(s) connected
- Not suitable for low-voltage halogen or LED lamps with iron core transformers

Safety

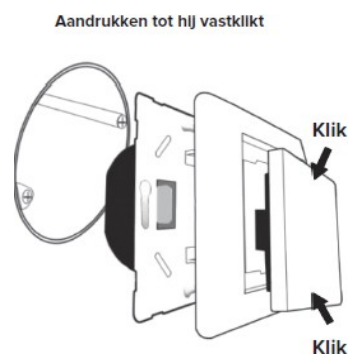
- Always switch off the mains power in the fuse box before installation.
 - Only certified installers are allowed to install the device.
-

Installation instructions

1. Remove the control panel from the wall unit.



2. Connect the wiring according to the diagram.
3. Mount the wall unit on the wall box. Ensure that the plate is not distorted by an uneven wall surface. Do not tighten the M3 bolts any more than necessary.
4. Place the cover frame and secure it with the inner frame (compatible with System55).
5. Click the push button (BM) onto the wall unit. Please note that the MB can only be fitted in one way. There is an illustration on the back.



6. Restore the mains power (the BM can be installed/removed while powered).
7. Operation: press the top or bottom of the button to switch.

CASAMBI App:

1. Open the app and add the dimmer to the desired network.
2. Operate by tapping the icon in the 'Lamps' tab.

Disassembly:

Carefully remove the BM button with a flat screwdriver, followed by the inner frame.

Technical specifications

- Nominal voltage: 230VAC +/- 10%
 - Mains frequency: 50Hz
 - Ambient temperature: 0 – 35 °C
 - Incandescent lamps, halogen lamps, electronic transformers: 1W - 250W/ VA
Energy-saving lamps 1W – 70VA
 - Connection solid, flexible US compacted cores, or core end ferrule 12mm: 1x0.75 – 2.5mm²
 - Flexible without ferrule: not permitted.
 - Cable length to the lamp: max. 100m.
 - Standards: EN60669-2, EN55015, EN61000, EN61547, EN62493
 - Guidelines: CE (2014/30/EU, 2014/35/EU), RoHS, REACH, EuP
-

Warranty

No warranty for mechanical damage or incorrect use. 1 year warranty from the date of purchase indicated on the purchase receipt.



U N I F I T