

DRS

TIMBER-TO-TIMBER SPACER SCREW

DOUBLE THREAD, DIFFERENTIATED

Underhead thread with specially designed geometry to create and regulate a space between the fastenable thicknesses.

VENTILATED FACADES

The differentiated double thread is ideal for regulating the position of the battens on the facade and to create proper verticality. Ideal for levelling panelling, battens, ceilings and paving.



DIAMETER [mm]

6 9

LENGTH [mm]

80 145 520

SERVICE CLASS

SC1 SC2

ATMOSPHERIC CORROSIVITY

C1 C2

WOOD CORROSIVITY

T1 T2

MATERIAL

Zn
ELECTRO
PLATED

electrogalvanized carbon steel



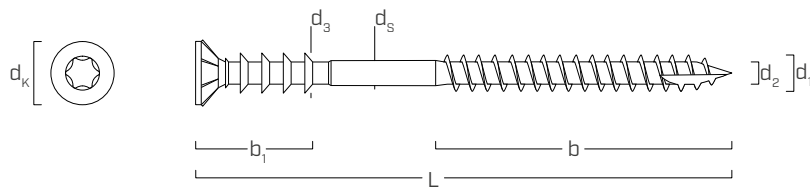
FIELDS OF USE

Thanks to the possibility to create a distance between pieces of wood, it is possible to create versatile fastenings quickly and safely, without the need for any interposed element.

CODES AND DIMENSIONS

d_1 [mm]	CODE	L [mm]	b [mm]	pcs
6 TX 30	DRS680	80	40	100
	DRS6100	100	60	100
	DRS6120	120	60	100
	DRS6145	145	60	100

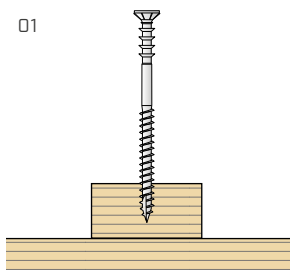
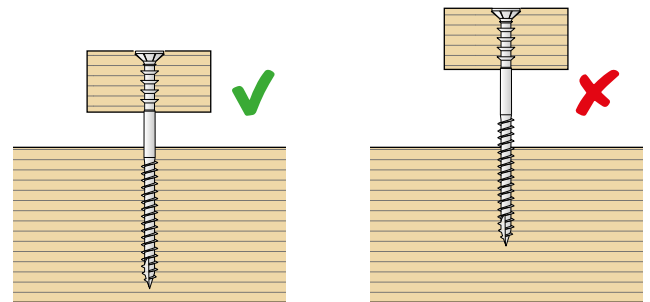
GEOMETRY



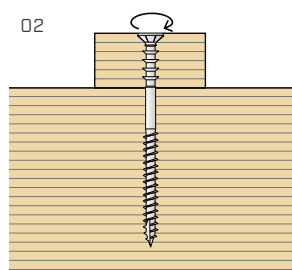
Nominal diameter	d_1	[mm]	6
Head diameter	d_k	[mm]	12,00
Thread diameter	d_2	[mm]	3,80
Shank diameter	d_s	[mm]	4,35
Underhead thread diameter	d_3	[mm]	6,80
Length head + rings	b_1	[mm]	24,0

INSTALLATION

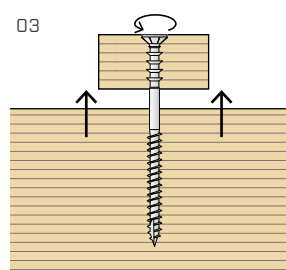
Select the screw length so that the thread is completely inserted in the timber support.



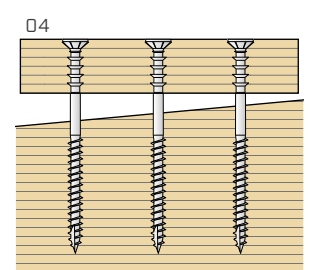
01 Position the DRS screw.



02 Attach the batten, screwing in the screw so that the head is flush with the timber.



03 Loosen the screw based on the desired distance.



04 Adjust the other screws in a similar manner to level the structure.