

# Hi-MO **5m**

## LR5-54HPB 400~420M

- Suitable for distributed projects
- Advanced module technology delivers superior module efficiency
  - M10 Gallium-doped Wafer
  - Integrated Segmented Ribbons
  - 9-busbar Half-cut Cell
- Excellent outdoor power generation performance
- Aesthetic appearance with all black module design

**15** 15-year Warranty for Materials and Processing

**25** 25-year Warranty for Extra Linear Power Output

### Complete System and Product Certifications

IEC 61215, IEC 61730, UL 61730

ISO9001:2015: ISO Quality Management System

ISO14001: 2015: ISO Environment Management System

ISO45001: 2018: Occupational Health and Safety

TS62941: Guideline for module design qualification and type approval

# LONGI



**21.5%**  
MAX MODULE  
EFFICIENCY

**0~3%**  
POWER  
TOLERANCE

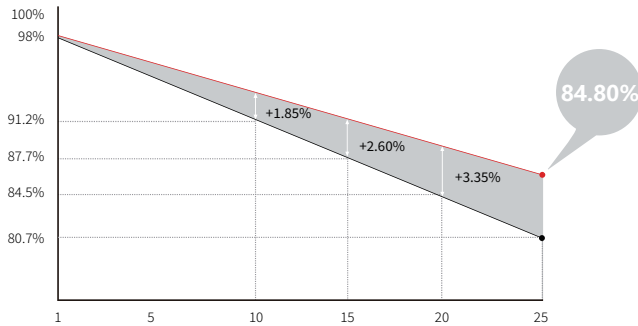
**<2%**  
FIRST YEAR  
POWER DEGRADATION

**0.55%**  
YEAR 2-25  
POWER DEGRADATION

**HALF-CELL**  
Lower operating temperature

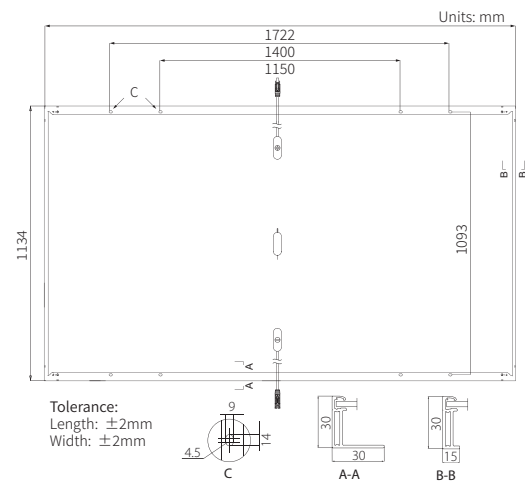

## Additional Value

25-Year Power Warranty



## Mechanical Parameters

Cell Orientation	108 (6×18)
Junction Box	IP68, three diodes
Output Cable	4mm <sup>2</sup> , 1200mm
Connector	Staubli MC4
Glass	Single glass, 3.2mm coated tempered glass
Frame	Anodized aluminum alloy frame
Weight	20.8kg
Dimension	1722×1134×30mm
Packaging	36pcs per pallet / 216pcs per 20' GP / 936pcs per 40' HC



## Electrical Characteristics

STC : AM1.5 1000W/m<sup>2</sup> 25°C NOCT : AM1.5 800W/m<sup>2</sup> 20°C 1m/s Test uncertainty for Pmax: ±3%

Module Type	LR5-54HPB-400M		LR5-54HPB-405M		LR5-54HPB-410M		LR5-54HPB-415M		LR5-54HPB-420M	
	STC	NOCT	STC	NOCT	STC	NOCT	STC	NOCT	STC	NOCT
Testing Condition	STC	NOCT	STC	NOCT	STC	NOCT	STC	NOCT	STC	NOCT
Maximum Power (Pmax/W)	400	299.0	405	302.7	410	306.5	415	310.2	420	313.9
Open Circuit Voltage (Voc/V)	36.90	34.70	37.15	34.93	37.40	35.17	37.65	35.40	37.89	35.63
Short Circuit Current (Isc/A)	13.72	11.09	13.78	11.14	13.84	11.19	13.91	11.24	13.97	11.30
Voltage at Maximum Power (Vmp/V)	30.94	28.74	31.18	28.96	31.42	29.19	31.66	29.41	31.90	29.63
Current at Maximum Power (Imp/A)	12.93	10.40	12.99	10.45	13.05	10.50	13.11	10.55	13.17	10.59
Module Efficiency(%)	20.5		20.7		21.0		21.3		21.5	

## Operating Parameters

Operational Temperature	-40°C ~ +85°C
Power Output Tolerance	0 ~ 3%
Voc and Isc Tolerance	±3%
Maximum System Voltage	DC1000V (IEC/UL)
Maximum Series Fuse Rating	25A
Nominal Operating Cell Temperature	45±2°C
Protection Class	Class II
Fire Rating	UL type 1 or 2 IEC Class C

## Mechanical Loading

Front Side Maximum Static Loading	5400Pa
Rear Side Maximum Static Loading	2400Pa
Hailstone Test	25mm Hailstone at the speed of 23m/s

## Temperature Ratings (STC)

Temperature Coefficient of Isc	+0.050%/°C
Temperature Coefficient of Voc	-0.265%/°C
Temperature Coefficient of Pmax	-0.340%/°C