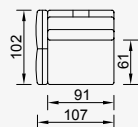


le mans

- 35 density high-resilient seat foam
- Frame strengthened with ply-Wooden
(10 year warranty compliance with European norms)
- Modular stucture provides unlimited options
- Seating height 43 cm
- Sofa height 80 cm

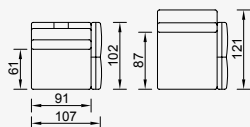


Arm Module (Left)



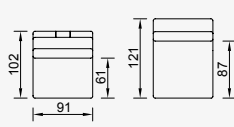
KG: 49,6 m³: 0,77

Arm Module (Right)



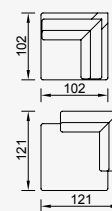
KG: 49,6 m³: 0,77

Inter Module



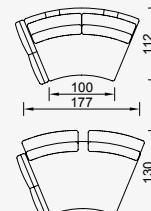
KG: 36,2 m³: 0,71

Corner Module



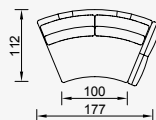
KG: 40,5 m³: 0,78

Curver Module (Left)



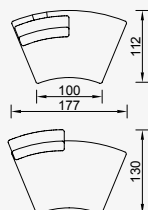
KG: 68,1 m³: 1,44

Curver Module (Right)



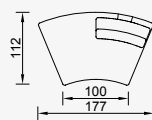
KG: 68,1 m³: 1,44

Single Back (Left)



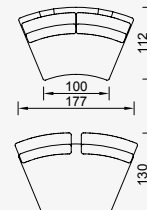
KG: 44,7 m³: 1,38

Single Back (Right)



KG: 44,7 m³: 1,38

Inter Curved Module



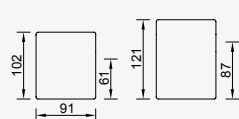
KG: 54,7 m³: 1,38

Inter Table Module



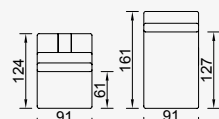
KG: 49,2 m³: 0,24

Inter Pouf



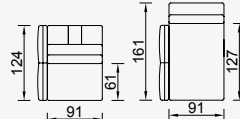
KG: 36,2 m³: 0,71

Lounge Inter Module



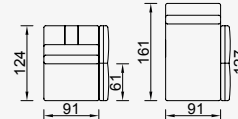
KG: 40,0 m³: 0,86

Lounge Arm Module (Left)



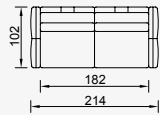
KG: 47,5 m³: 1,00

Lounge Arm Module (Right)



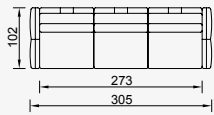
KG: 47,5 m³: 1,00

OPTION 1



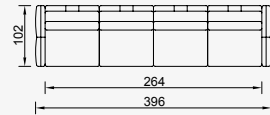
KG: 99,2 m³: 1,54

OPTION 2



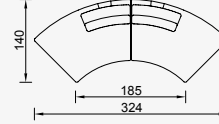
KG: 135,4 m³: 2,25

OPTION 3



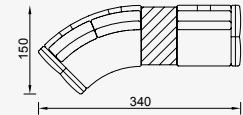
KG: 171,6 m³: 2,96

OPTION 4



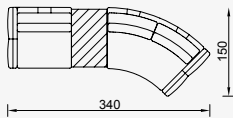
KG: 89,4 m³: 2,76

OPTION 21



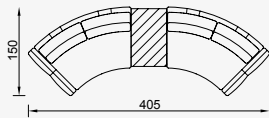
KG: 166,9 m³: 2,45

OPTION 22



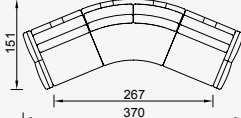
KG: 166,9 m³: 2,45

OPTION 23



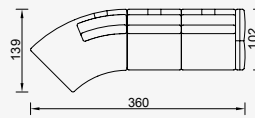
KG: 185,4 m³: 3,12

OPTION 9



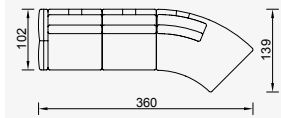
KG: 153,9 m³: 2,92

OPTION 10



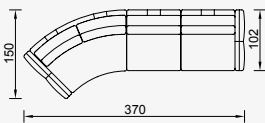
KG: 130,5 m³: 2,86

OPTION 11



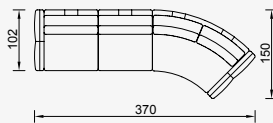
KG: 130,5 m³: 2,86

OPTION 12



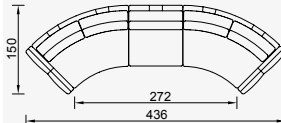
KG: 153,9 m³: 2,92

OPTION 13



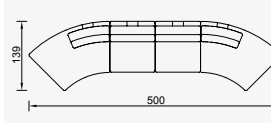
KG: 153,9 m³: 2,92

OPTION 14



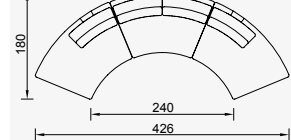
KG: 172,4 m³: 3,59

OPTION 15



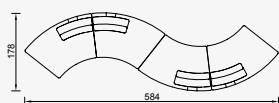
KG: 161,8 m³: 4,18

OPTION 5



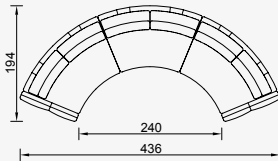
KG: 141,1 m³: 4,14

OPTION 8



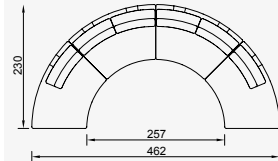
KG: 178,8 m³: 5,52

OPTION 6



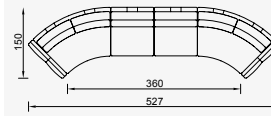
KG: 190,9 m³: 4,26

OPTION 7



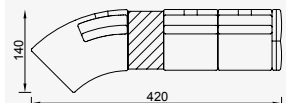
KG: 198,8 m³: 5,52

OPTION 16



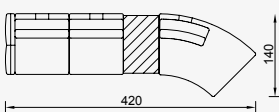
KG: 208,6 m³: 4,30

OPTION 17



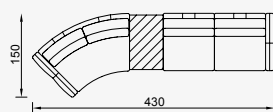
KG: 175,7 m³: 3,10

OPTION 18



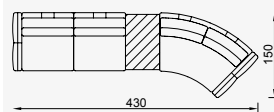
KG: 175,7 m³: 3,10

OPTION 19



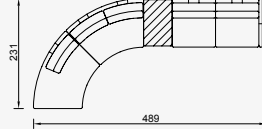
KG: 203,1 m³: 3,16

OPTION 20



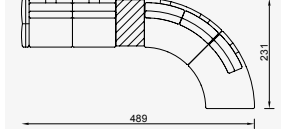
KG: 203,1 m³: 3,16

OPTION 24



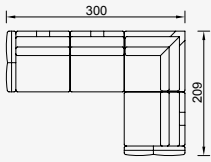
KG: 234,4 m³: 4,48

OPTION 25



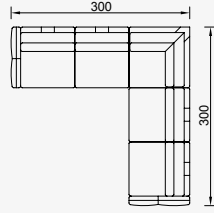
KG: 234,4 m³: 4,48

OPTION 36



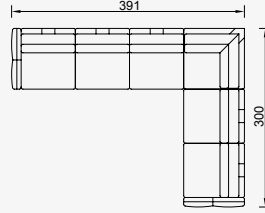
KG: 175,9 m²: 3,03

OPTION 37



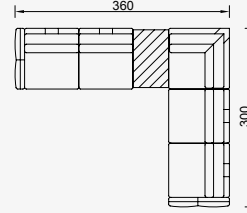
KG: 212,1 m²: 3,74

OPTION 38



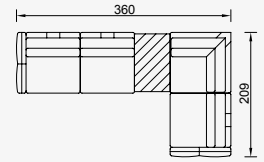
KG: 248,3 m²: 4,45

OPTION 39



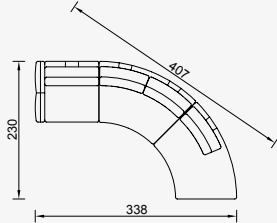
KG: 261,3 m²: 3,98

OPTION 40



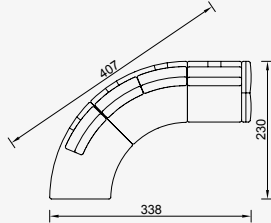
KG: 225,1 m²: 3,27

OPTION 54



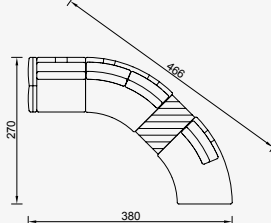
KG: 149,0 m²: 3,53

OPTION 55



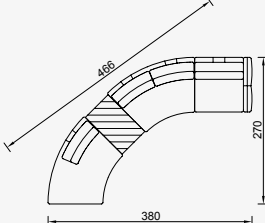
KG: 149,0 m²: 3,53

OPTION 56



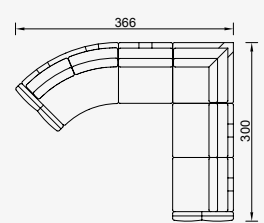
KG: 198,2 m²: 3,77

OPTION 57



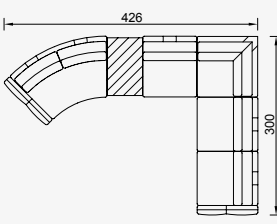
KG: 198,2 m²: 3,77

OPTION 41



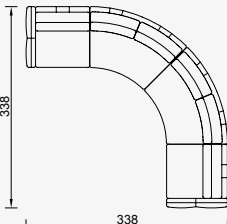
KG: 230,6 m²: 4,41

OPTION 42



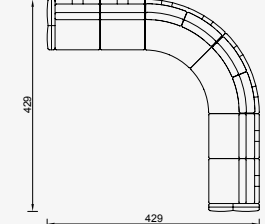
KG: 279,8 m²: 4,65

OPTION 43



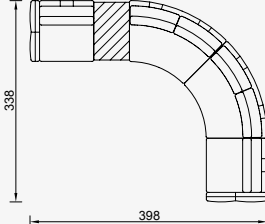
KG: 208,6 m²: 4,30

OPTION 44



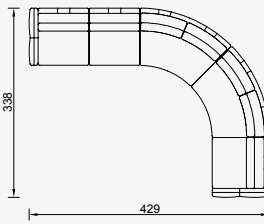
KG: 281,0 m²: 5,72

OPTION 45



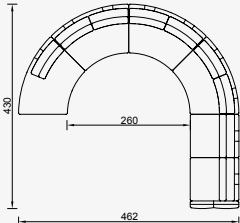
KG: 257,8 m²: 4,54

OPTION 46



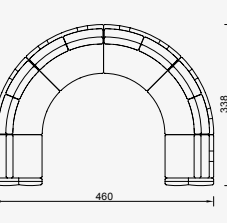
KG: 244,8 m²: 5,01

OPTION 47



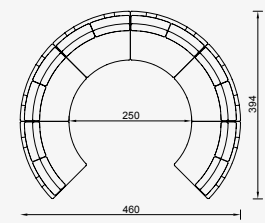
KG: 294,6 m²: 7,00

OPTION 48



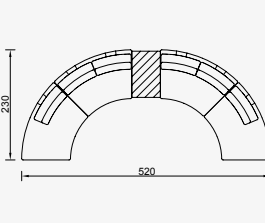
KG: 318,0 m²: 7,06

OPTION 49



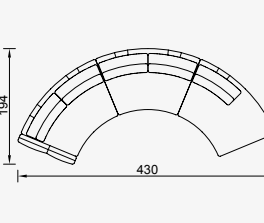
KG: 328,2 m²: 8,40

OPTION 50



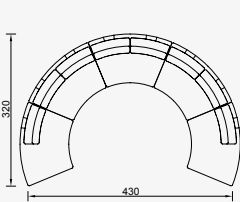
KG: 248,0 m²: 5,76

OPTION 51



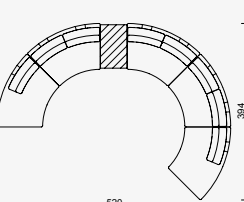
KG: 167,5 m²: 4,20

OPTION 52



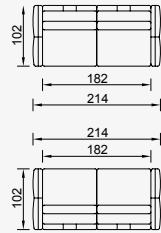
KG: 253,5 m²: 6,90

OPTION 53



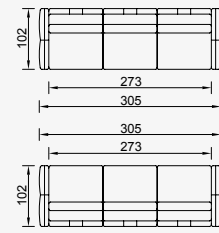
KG: 302,7 m²: 7,14

OPTION 26



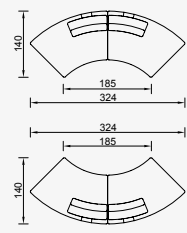
KG: 198,4 m²: 3,08

OPTION 27



KG: 270,8 m²: 4,50

OPTION 28



KG: 178,8 m²: 5,52

