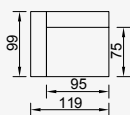


plus poufy

- Goose feather padded back, sitting and arm
- 35 density high-resilient seat foam
- Frame strengthened with ply-Wooden
(10 year warranty compliance with European norms)
- Modular structure provides unlimited options
- Seating height 39 cm
- Sofa height 72 cm

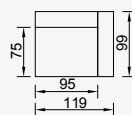


High Arm Module
(Left)



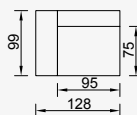
KG:45,0 m³: 0,87

High Arm Module
(Right)



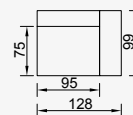
KG:45,0 m³: 0,87

Low Arm Module
(Left)



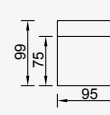
KG: 42,0 m³: 0,98

Low Arm Module
(Right)



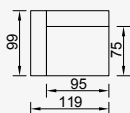
KG: 42,0 m³: 0,98

Inter Module



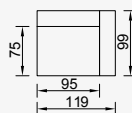
KG: 29,0 m³: 0,67

Corner Module
(Left)



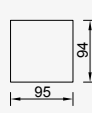
KG: 45,0 m³: 0,87

Corner Module
(Right)



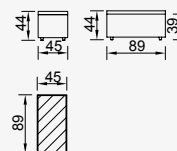
KG: 45,0 m³: 0,87

Pouf



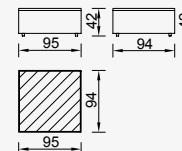
KG: 19,0 m³: 0,35

Pouf With Rectangle
Coffee Table Module



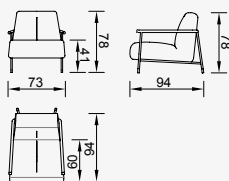
KG: 15,0 m³: 0,18

Pouf With Square
Coffee Table Module



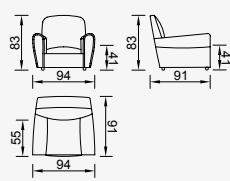
KG: 30,0 m³: 0,50

Nice Armchair



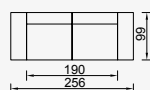
KG: 21,0 m³: 0,60

Roma Armchair




KG: 20,5 m³: 0,68

OPTION 22




KG: 84,0 m³: 1,96

OPTION 23



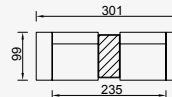
KG: 119,0 m³: 2,41

OPTION 24



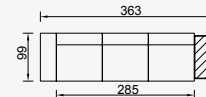
KG: 113,0 m³: 2,63

OPTION 29



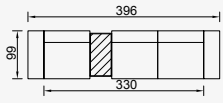
KG: 99,0 m³: 2,14

OPTION 28



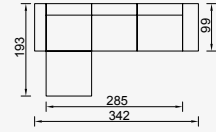
KG: 115,0 m³: 2,50

OPTION 25



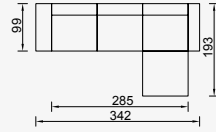
KG: 128,0 m²: 2,81

OPTION 5



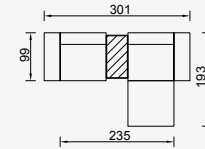
KG: 135,0 m²: 2,87

OPTION 6



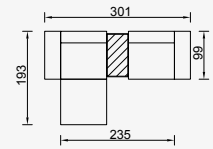
KG: 135,0 m²: 2,87

OPTION 26



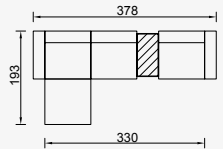
KG: 118,0 m²: 2,49

OPTION 27



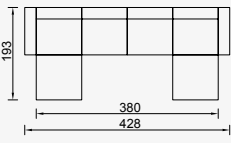
KG: 118,0 m²: 2,49

OPTION 33



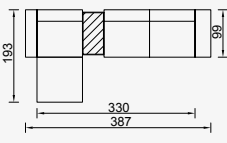
KG: 153,0 m²: 2,94

OPTION 9



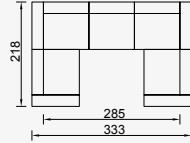
KG: 190,0 m²: 4,06

OPTION 12



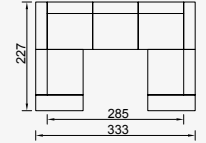
KG: 135,0 m²: 3,05

OPTION 11



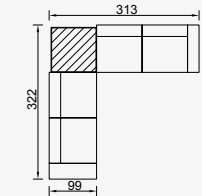
KG: 209,0 m²: 4,15

OPTION 10



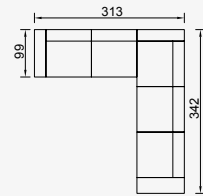
KG: 203,0 m²: 4,37

OPTION 15



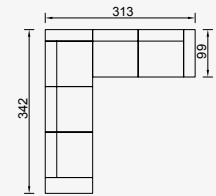
KG: 175,0 m²: 3,69

OPTION 7



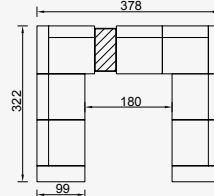
KG: 190,0 m²: 4,06

OPTION 8



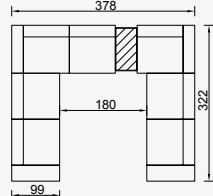
KG: 190,0 m²: 4,06

OPTION 31



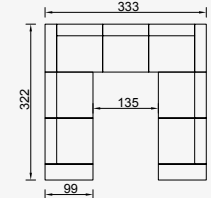
KG: 276,0 m²: 5,88

OPTION 32



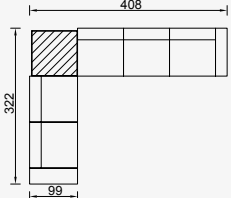
KG: 276,0 m²: 5,88

OPTION 30



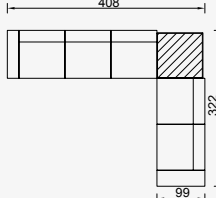
KG: 261,0 m²: 5,70

OPTION 34



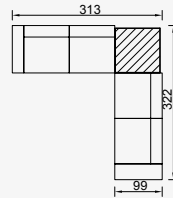
KG: 204,0 m²: 4,36

OPTION 35



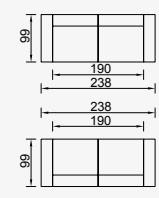
KG: 204,0 m²: 4,36

OPTION 16



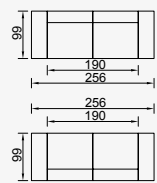
KG: 175,0 m²: 3,69

OPTION 1



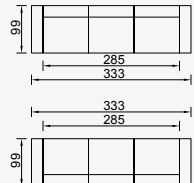
KG: 180,0 m²: 3,48

OPTION 2



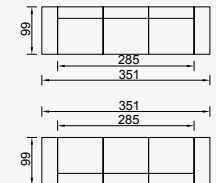
KG: 168,0 m²: 3,92

OPTION 3



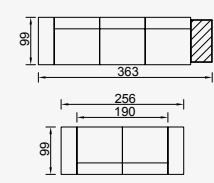
KG: 238,0 m²: 4,88

OPTION 4



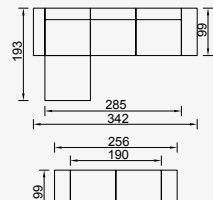
KG: 226,0 m²: 4,92

OPTION 19



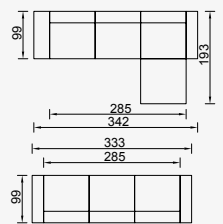
KG: 199,0 m²: 4,46

OPTION 20



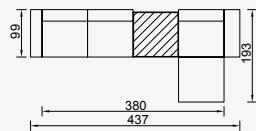
KG: 219,0 m²: 4,83

OPTION 21



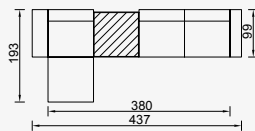
KG: 219,0 m²: 4,83

OPTION 17



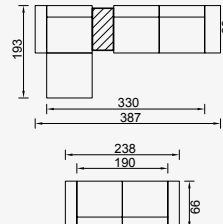
KG: 165,0 m²: 3,37

OPTION 18



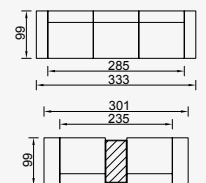
KG: 165,0 m²: 3,37

OPTION 13



KG: 240,0 m²: 4,79

OPTION 14



KG: 218,0 m²: 2,55