


FTPC240V-S series

240W LED Switching Power Supply (CV)



■ Features:

- Constant voltage design
- European AC input range
- Protections: Short circuit / Over current / Over voltage / Over Temperature
- Cooling by free air convection
- Compliance to worldwide regulations for lighting
- Extremely short and slim case size



Ⓢ ELECTRICAL SPECIFICATION

MODEL	FTPC240V24-S
OUTPUT	
Rated Voltage	24V
Rated Current	10A
Current Range	0 ÷ 10A
Rated Power	240W
No Output Voltage (max.)	25.2V
Line Regulation	± 1%
Load Regulation	± 2%
Voltage Tolerance [3]	± 5%
Ripple & Noise (max.) [2]	300mV _{p-p}
Setup, Rise Time [4]	500ms, 50ms / 230VAC at full load
Hold up Time (typ.)	10ms / 230VAC at full load
INPUT	
Voltage Range	180 ÷ 264VAC
Frequency Range	47 ÷ 63Hz
Power Factor (typ.)	PF > 0.95 / 230VAC at full load
Efficiency (typ.)	93%
AC current (typ.)	1.8A / 230VAC
Inrush current (max.)	75A / 230VAC(25°C)
No Load Power Consumption (max.)	0.21W
PROTECTIONS	
Over Current	Range: 110 ÷ 160%
	Type: hiccup mode. Recovers automatically after fault condition is removed.
Short Circuit	Type: hiccup mode. Recovers automatically after fault condition is removed.
Over Voltage	28 ÷ 36V
	Type: hiccup mode. Recovers automatically after fault condition is removed.
Over Temperature	Range: 115°C ± 10°C
	Type: shut down output voltage. Re-power on to recovery.

FTPC240V-S series

240W LED Switching Power Supply (CV)




WORKING ENVIRONMENT

Working Temperature	-20°C ÷ +45°C
Working Humidity	45 ÷ 85% RH non-condensing
Storage Temperature and Humidity	-30°C ÷ +70°C, 10 ÷ 95% RH non-condensing

SAFETY AND EMC REGULATIONS


Safety Standards	Compliance to EN61347-1, EN61347-2-13 , EN 62493
Withstand Voltage	IN/OUT: 3.75kVAC
EMC Emission	Compliance to EN55015
EMC Immunity	Compliance to EN61547
Harmonic Current	Compliance to EN61000-3-3; EN61000-3-2

OTHERS

Dimensions	356.4 x 32.1 x 22.3mm(L x W x H)
Weight	0.34kg; 20pcs./box; box dimensions: 37.5 x 18 x 16.5cm
EAN Code	 5 901885 1200644

1. All parameters NOT specially mentioned are measured at 230VAC input, rated load and 25°C of ambient temperature.
2. Ripple & noise are measured at 20MHz of bandwidth by using a 12" twisted pair-wire terminated with a 0.1µF i 47µF parallel capacitor.
3. Tolerance includes set up tolerance, line regulation and load regulation.
4. Setup and rise time is measured from 0 to 90% rated output voltage.
5. Power supply is considered as component not indented to apply by end-user. Power supply meets safety and EMC standards however the final equipment with power supply must be re-quality to comply with EMC Directives.

© MECHANICAL SPECIFICATION



PIN ASSIGNMENT

No.	Assignment	No.	Assignment
1	Input: AC/N	3	Output: U _{OUT} +
2	Input: AC/L	4	Output: U _{OUT} -