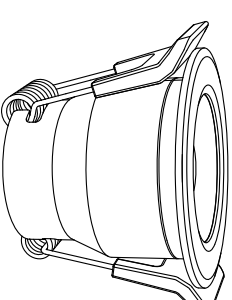


1. Product Feature

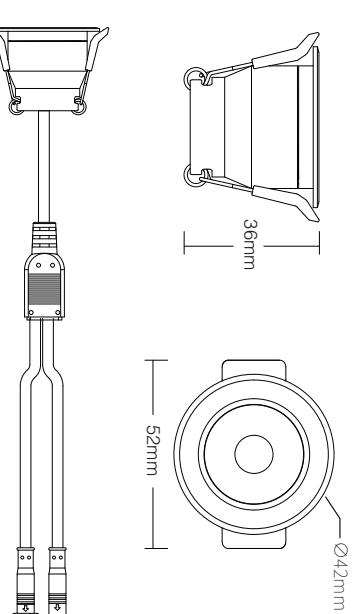
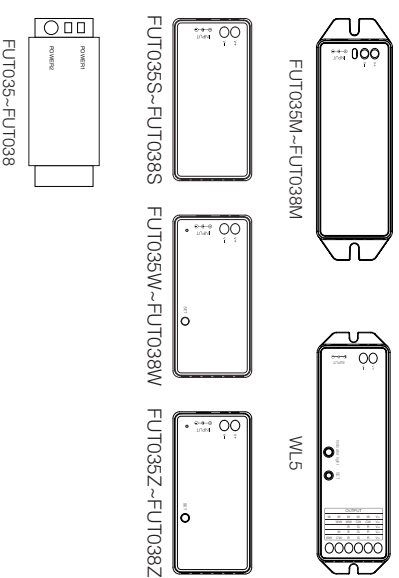
1. It can be used with Miboxer controller.
 2. The shell is made by high-quality automotive aluminum precision processing, which shows exquisite appearance, smooth hand feeling and advanced waterproof technology after surface treatment.
- Small size
 - Can be extended in series
 - Waterproof

2. Product Parameters

Model No.: SL-1-12 / SL-2-12 / SL-3-12 / SL-4-12
Input Voltage: DC12V
Power: 3W
Beam Angle: 36°
IP Rate: IP66
Working Temp.: -10~40°C
Material: Aluminum
Hole Size: Ø33~36mm



It can be used with Miboxer controllers:

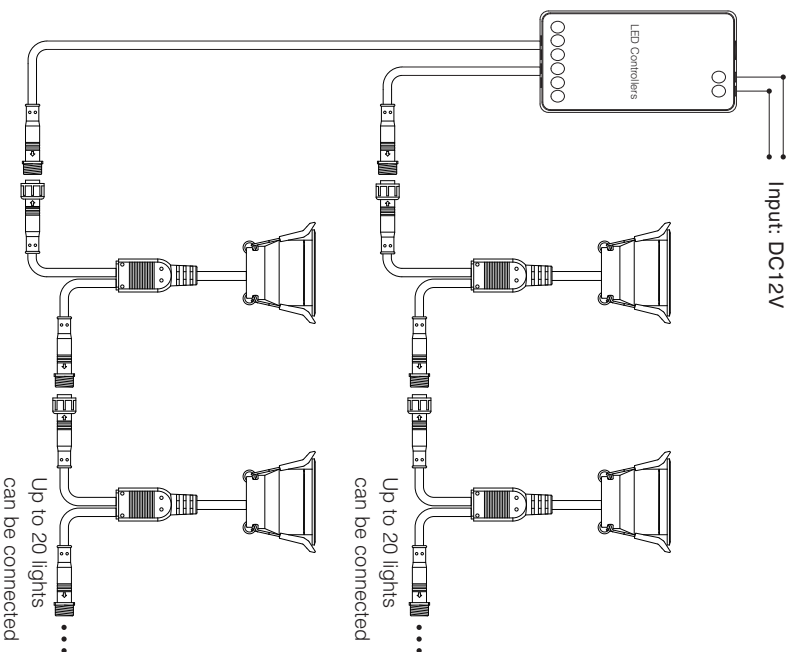


3W LED Spotlight

Model No.: SL-1-12 / SL-2-12 / SL-3-12 / SL-4-12

3. Connection Diagram

Need to use with (Single Color, Dual White, RGB, RGBW) LED controller (purchase separately)



4. Wiring instructions

Model No.: SL1-12



Red: LEDV+
Black: LEDV-

Model No.: SL2-12



Red: V+
Black: CW
Yellow: WW

Model No.: SL3-12



Yellow: V+
Red: R
Green: G
Blue: B

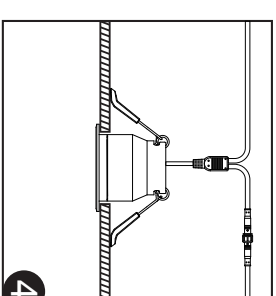
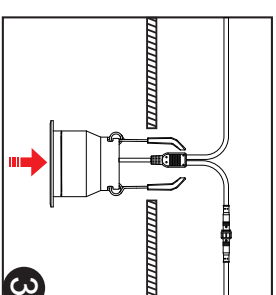
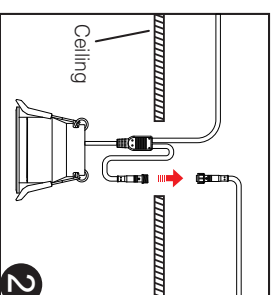
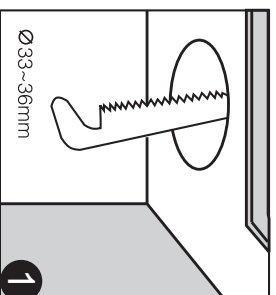
Model No.: SL4-12



Black: V+
Red: R
Green: G
Blue: B
Yellow: W

5. Instructions

1. Open the hole according to picture 1 (opening size: Ø33-36mm)
2. Connect lights according to connection diagram.
3. Make spring buckles on both ends of product upright and put them into holes.



6. Attention

1. Please check if input voltage is DC12V, otherwise devices will be damaged.
2. It is forbidden to cover or wrap metal parts of lights with plastic or EVA insulation materials, which will affect heat dissipation of lights.
3. Non-professional users are not allowed to disassemble the equipment directly, otherwise the equipment may be damaged.



Made in China