

ENVIRONMENTAL PRODUCT DECLARATION

as per ISO 14025 and EN 15804+A1




| | |
|--------------------------|---|
| Owner of the Declaration | Peter Seppel Gesellschaft m.b.H. |
| Programme holder | Institut Bauen und Umwelt e.V. (IBU) |
| Publisher | Institut Bauen und Umwelt e.V. (IBU) |
| Declaration number | EPD-PSG-20210030-IBA1-EN |
| Issue date | 01.04.2021 |
| Valid to | 31.03.2026 |

THERMOFLOC F cellulose insulation (borate-free)
Peter Seppel Gesellschaft m.b.H.

www.ibu-epd.com | <https://epd-online.com>



1. General Information

| | | | | | | | |
|--|--|---|--|---|--|-------------------------------------|--|
| <p>Peter Seppele Gesellschaft m.b.H.</p> <hr/> <p>Programme holder IBU – Institut Bauen und Umwelt e.V. Panoramastr. 1 10178 Berlin Germany</p> <hr/> <p>Declaration number EPD-PSG-20210030-IBA1-EN</p> <hr/> <p>This declaration is based on the product category rules: Blow-in insulation materials made from cellulose and wood fibres, 12.2017 (PCR checked and approved by the SVR)</p> <hr/> <p>Issue date 01.04.2021</p> <hr/> <p>Valid to 31.03.2026</p> <hr/> <p> Dipl. Ing. Hans Peters (chairman of Institut Bauen und Umwelt e.V.)</p> <hr/> <p> Dr. Alexander Röder (Managing Director Institut Bauen und Umwelt e.V.)</p> | <p>THERMOFLOC F</p> <hr/> <p>Owner of the declaration Peter Seppele Gesellschaft m.b.H. Bahnhofstraße 79 9710 Feistritz/Drau Austria</p> <hr/> <p>Declared product / declared unit 1 kg THERMOFLOC F cellulose insulation (borate-free). Life cycle phases A1–A3, A4–A5, C1–C4 and D were calculated ("from cradle to the factory gate with options")</p> <hr/> <p>Scope: The document applies to the THERMOFLOC F cellulose insulation (borate-free) from the Feistritz/Drau production facility of Peter Seppele Gesellschaft m.b.H.</p> <p>The owner of the declaration shall be liable for the underlying information and evidence; the IBU shall not be liable with respect to manufacturer information, life cycle assessment data and evidences. The EPD was created according to the specifications of <i>EN 15804+A1</i>. In the following, the standard will be simplified as <i>EN 15804</i>.</p> <hr/> <p>Verification</p> <table border="1"> <tr> <td colspan="2">The standard <i>EN 15804</i> serves as the core PCR</td> </tr> <tr> <td colspan="2">Independent verification of the declaration and data according to <i>ISO 14025:2010</i></td> </tr> <tr> <td><input type="checkbox"/> internally</td> <td><input checked="" type="checkbox"/> externally</td> </tr> </table> <hr/> <p> Matthias Klingler (Independent verifier)</p> | The standard <i>EN 15804</i> serves as the core PCR | | Independent verification of the declaration and data according to <i>ISO 14025:2010</i> | | <input type="checkbox"/> internally | <input checked="" type="checkbox"/> externally |
| The standard <i>EN 15804</i> serves as the core PCR | | | | | | | |
| Independent verification of the declaration and data according to <i>ISO 14025:2010</i> | | | | | | | |
| <input type="checkbox"/> internally | <input checked="" type="checkbox"/> externally | | | | | | |

2. Product

2.1 Product description/Product definition

The THERMOFLOC F cellulose insulation (borate-free) is manufactured from mono-fraction paper from newspapers with the addition of additives to protect against fire and mould.

The cellulose insulation is installed by certified processors with blowing machines specifically equipped for this purpose.

Regulation (EU) No. 305/2011 (CPR) applies to placing of the product on the market in the EU/EFTA (with the exception of Switzerland). The product has a declaration of performance in compliance with *ETA-05/0186*, 25.05.2018. THERMOFLOC F and a CE marking.

2.2 Application

THERMOFLOC F (borate-free) can be used for applications where the non-load-bearing insulation is blown predominantly into vertical or horizontal cavities to fill the space, or blown as loose fill onto horizontal slightly curved or slightly inclined ($\leq 10^\circ$) surfaces.

Area of application - wall and façade:

- Blown-in insulation for exterior wall cavities in timber frame construction
- Blown-in insulation for partition wall cavities in timber frame construction

Area of application - roof:

- Blown-in insulation for sloping, non-ventilated cavities under the roof waterproofing (full rafter insulation)
- Blown-in insulation for flat roofs with top covering and non-ventilated cavity under the roof waterproofing

Area of application - ceiling/floor:

- Blown on insulation, not suitable for walking on, for ceilings/floors under undeveloped attics (insulation between or above the supporting structure)
- Blown-in insulation between the supporting timbers of floor structures as cavity insulation or soundproofing

2.3 Technical Data

The following table declares technical data of the product under consideration.

| Name | Value | Unit |
|--|----------------------|--------------------|
| Slump EN 15101-1, Anhang B und EAD 040138-00-1201 : November 2015 | 4.4 | % |
| Water absorption in accordance with EN 1609 at a thickness of 10 cm and a density of 30 or 60 kg/m ³ | 8 or 28 respectively | kg |
| Water vapour diffusion resistance factor μ (based on specified density) | 1.4 | - |
| flow resistance EN 29053 at 30 kg/m ³ | 6.1 | kPa/m ² |
| Thermal conductivity nominal value Blow-in method (28–47 kg/m ³) | 0.037 | W/(mK) |
| Thermal conductivity nominal value Blow-in method (48–60 kg/m ³) | 0.038 | W/(mK) |
| Thermal conductivity nominal value Spray method (based on specified density) | 0,038 | W/(mK) |
| Reaction to fire classification in accordance with EN 13501-1 (installation density 30–60 kg/m ³ and $d \geq 100$ mm) | B-s2,d0 | - |
| Resistance to biological influence in accordance with Annex C of the CUAP | 0 | class |
| Metal corrosion in accordance with Annex E of the CUAP | CR | - |
| Moisture conversion factor F_m thermal conductivity (23 °C/50% relative humidity – 23 °C/80% relative humidity) | 1.0103 | - |
| Density range depending on the area of application | 28 - 60 | - |
| Vertical - external wall and partition wall cavities | 48 - 60 | kg/m ³ |
| Inclined - blown-in insulation in cavities under the roof waterproofing > 10° slope | 48 - 60 | kg/m ³ |
| Horizontal - blown-in insulation in flat roof ceiling cavities | 48 - 60 | kg/m ³ |
| Horizontal - blown as loose fill, not suitable for walking on, for ceiling structures | 28 - 47 | kg/m ³ |

Performance values of the product according to the declaration of performance in relation to its essential features in accordance with *ETA-05/0186* of 25.05.2018.

2.4 Delivery status

The insulation is delivered in polyethylene (PE) bags of 12.5 or 14 kg each on pallets of 21 or 24 pieces per pallet or in big bales of 340 up to 370 kg per pallet. The pallets are delivered to the customer by truck.

2.5 Base materials/Ancillary materials

THERMOFLOC products are manufactured exclusively from newspaper in the form of recovered

paper of class 2.01 and/or 2.02 in accordance with *Austrian Standard EN 643* as the basic raw material. Around 92% by weight of this is contained in the product and is supplied by various disposal companies. Mineral-based additives (hereinafter referred to as "mineral fire retardant") are added as a stabilising mould and fire retardant. The fire retardant is present in the product at about 8% by weight. The functional chemical group of the fire retardant is sulphate.

1) The product contains substances on the ECHA list of Substances of Very High Concern (SVHC) (retrieved on 11.11.2020) above 0.1% by mass: no.

2) The product contains other CMR substances of category 1A or 1B, not on the candidate list, above 0.1% by mass in at least one subproduct: no.

3) Biocidal products have been added to the present construction product or it has been treated with biocidal products (it is thus a treated product as defined by the Biocidal Products Regulation (EU) No. 528/2012): no.

2.6 Manufacture

The THERMOFLOC F cellulose insulation (borate-free) is manufactured at the production facility in Feistritz an der Drau (Austria). The production process is described in the following points. The basic and auxiliary materials for THERMOFLOC F (borate-free) are delivered to the plant by truck and stored there until production.

1) Mono-fraction newspaper of class 2.01 and/or 2.02 in accordance with *Austrian Standard EN 643* is brought into the plant using a forklift truck.

2) A conveyor belt takes the newspapers to the shredder, where the paper is shredded.

3) The pre-shredded newspaper is transported via bucket conveyors, magnetic separators and non-ferrous separators into the pre-container where it is fed to the refiners via weighing belts.

4) In the refiners, the paper is defibred and impregnated with mineral additives to protect the cellulose insulation from fire, mould and vermin.

5) The cellulose insulation is blown through pipes by fans into a filter pre-container, and from there it is transported further by means of screws to one of the two bagging plants:

a.) The cellulose insulation is pressed into shape in the pressing chamber of the bagging plant by means of a ram and packed in airtight bags. A robot stacks the bags on non-returnable pallets and wraps them for export with a PowerStretch film. Four edge protector brackets ensure increased pallet stability.

b.) The cellulose insulation is pressed into a big bale in the pressing chamber of the big bale plant using a ram. Afterwards PowerStretch film is used for airtight packaging of the big bale and two strapping bands are used to fasten it to non-returnable pallets for safe export. Each non-returnable pallet is weighed before being used in production and the pallet weight is identified by a label on the pallet. After production, the net weight (without packaging) of each big bale is determined using calibrated scales and the exact weight is confirmed by a label on the big bale.

The production facility is certified in accordance with *ISO 9001*.

2.7 Environment and health during manufacturing

Only dust emissions $<1 \text{ mg/m}^3$, no waste gas emissions and no waste water are generated during production. No constituents that are potentially environmentally hazardous are used. Health and environmental protection measures in the manufacturing process that go beyond national regulations or plant-specific requirements are implemented as part of the environmental management system in accordance with *ISO 14001*.

2.8 Product processing/Installation

The cellulose insulation is installed by certified processors with blowing machines specifically equipped for this purpose.

2.9 Packaging

The products are packaged in PE bags, palletised, reinforced at the corners with four edge protector brackets and wrapped with PowerStretch film.

2.10 Condition of use

If used as intended, no material changes in composition are to be expected during the use phase.

2.11 Environment and health during use

According to current knowledge, no hazards to water, air and soil are to be expected if the product is used as intended.

2.12 Reference service life

The reference useful life was not calculated.

A conservative estimate of the useful life of cellulose fibre flakes is 50 years under the following conditions: perfect product, design, execution and maintenance quality, no extreme internal or external environmental conditions, Central European climate.

There are no known influences on aging according to approved technical practice.

2.13 Extraordinary effects

Fire

Fire protection

The following table declares classifications relevant for fire protection.

| Name | Value |
|-------------------------|-------|
| Building material class | B |
| Burning droplets | d0 |
| Smoke gas development | s2 |

Water

The product's behaviour in the event of unforeseen exposure to water was not declared. There are no expected consequences for the environment due to the non-classified constituents according to REACH.

Mechanical destruction

The manufacturer has no knowledge of the product's behaviour in the event of unforeseen mechanical destruction and any possible consequences for the environment.

2.14 Re-use phase

Uncontaminated cellulose insulation can be reprocessed. If this is not the case or if the insulation material is contaminated, it is disposed of as residual waste and thermally recycled in a waste incineration plant.

2.15 Disposal

The possible disposal routes are reuse or thermal recycling. Depending on the degree of contamination and the disposal concept, the waste code numbers according to *EAK* are 17 06 04 or 19 12 01 respectively.

2.16 Further information

<https://www.thermofloc.com>

3. LCA: Calculation rules

3.1 Declared Unit

In accordance with *PCR: Blown-in insulation materials made of cellulose and wood fibres*, the declared unit is 1 kg of insulation produced.

Deklarierte Einheit

| Name | Value | Unit |
|---------------|---------|-------------------|
| Declared unit | 1 | kg |
| Density | 28 - 60 | kg/m ³ |

3.2 System boundary

This declaration is a cradle-to-factory gate EPD with options. The life-cycle assessment relates to the provision (module A1), transport (module A2), production (module A3), delivery (module A4), installation (module A5) and disposal phase (module C1–C4). In addition, credits and debits outside the

product system are declared. The production phase includes all steps in the plant, from raw material acceptance, shredding and grinding to the packaging line. The installation phase includes delivery to the customer as well as the expenses for blowing in the product. In the disposal phase, the flakes are removed again, transported to the waste incineration plant and thermally recycled in module C3. Due to thermal recycling with an R1 value of > 0.6 , no loads are declared in module C4.

3.3 Estimates and assumptions

An average transport distance for thermal waste recycling was assumed to be 150 km in both module A5 and module C2.

3.4 Cut-off criteria

Auxiliary materials such as lubricating oils were not declared. Based on a sensitivity analysis, it can be assumed that the auxiliary materials not considered contribute significantly less overall than 5% to each individual impact category.

The machinery, equipment and other infrastructure required for production of the insulation material under consideration were not included in the life-cycle assessment.

3.5 Background data

The background data used comes from *GaBi 2016*.

3.6 Data quality

The data quality requirements specified in *PCR Part A* (v.1.8 of July 2019) were met. The data used was submitted in August 2020 and refers to the 2019 operating year.

The background database used is from 2016.

3.7 Period under review

The foreground data refers to the 2019 operating year.

3.8 Allocation

The recovered paper is a secondary raw material. The collection and sorting of the recovered paper is attributed as complete waste treatment to the previous product system and not to the product of Peter Seppel Ges. m.b.H. Only the transport to the plant is attributed to the latter. Secondary fuels are not used.

No by-products are generated during the manufacturing process, so no allocation calculation was made in module A1–A3.

The data sets for thermal recovery in waste incineration plants represent multi-input processes. Specific information on the allocation in the background data is provided by the GaBi documentation of the respective data sets.

The "thermal waste treatment" scenario was selected for the disposal phase. In this case, the "end of waste properties" status is not reached before incineration. It is assumed that the plant has an R1 value > 0.6. The environmental impact of waste processing and incineration processes is therefore declared as thermal recovery in module C3. The useful energy produced during waste treatment is declared as exported energy in C3 and the credits produced with the energy generated are declared in module D. In the data set used, 27% of the energy output is exported as electrical energy and 73% as thermal energy.

3.9 Comparability

Basically, a comparison or an evaluation of EPD data is only possible if all the data sets to be compared were created according to *EN 15804* and the building context, respectively the product-specific characteristics of performance, are taken into account.

GaBi Professional database 2016 (*GaBi 2016, A*) as well as GaBi Extension database XIII b (*GaBi 2016, C*) and GaBi Extension database XIV (*GaBi 2016, B*) were used as the background databases.

4. LCA: Scenarios and additional technical information

Biogenic carbon per kg THERMOFLOC F

Biogenic carbon in the product: 0.369 kg

Biogenic carbon in the packaging: 0.031 kg

The carbon content in the recovered paper used and in the packaging results in 1.468 kg of stored CO₂ per kg of THERMOFLOC F.

The following technical information is the basis for the modules declared.

Transport to the construction site (A4)

| Name | Value | Unit |
|---|--------|-------------------|
| Litres of fuel | 0.0026 | l/100km |
| Transport distance Average distance at home or abroad | 662,5 | km |
| Capacity utilisation (including empty runs) | 61 | % |
| Gross density of products transported | 130 | kg/m ³ |
| Capacity utilisation volume factor | 2.66 | - |

Installation in the building (A5)

| Name | Value | Unit |
|-------------------------|-------|------|
| Electricity consumption | 0.004 | kWh |

End of life (C1–C4)

| Name | Value | Unit |
|--------------------------------|-------|------|
| Collected separately Abfalltyp | 1 | kg |

| | | |
|---------------------------------------|---|----|
| Collected as mixed construction waste | - | kg |
| Reuse | - | kg |
| Recycling | - | kg |
| Energy recovery | 1 | kg |
| Landfilling | - | kg |

Reuse, recovery and recycling potential (D), relevant scenario information

| Name | Value | Unit |
|----------------------|-------|------|
| Wiederverwendung | 0 | kg |
| Energierückgewinnung | 0,916 | kg |
| Recycling | 0 | kg |

The quantity of material for energy recovery corresponds to the proportion of recovered paper in the product. The remaining constituents do not contribute anything to energy recovery.

5. LCA: Results

The following tables summarise the results of all declared life cycle stages for the THERMOFLOC F product.

DESCRIPTION OF THE SYSTEM BOUNDARY (X = INCLUDED IN LCA; MND = MODULE NOT DECLARED; MNR = MODULE NOT RELEVANT)

| PRODUCT STAGE | | | CONSTRUCTION PROCESS STAGE | | USE STAGE | | | | | | | END OF LIFE STAGE | | | | BENEFITS AND LOADS BEYOND THE SYSTEM BOUNDARIES |
|---------------------|-----------|---------------|-------------------------------------|----------|-----------|-------------|--------|-------------|---------------|------------------------|-----------------------|----------------------------|-----------|------------------|----------|---|
| Raw material supply | Transport | Manufacturing | Transport from the gate to the site | Assembly | Use | Maintenance | Repair | Replacement | Refurbishment | Operational energy use | Operational water use | De-construction demolition | Transport | Waste processing | Disposal | Reuse-Recovery-Recycling-potential |
| A1 | A2 | A3 | A4 | A5 | B1 | B2 | B3 | B4 | B5 | B6 | B7 | C1 | C2 | C3 | C4 | D |
| X | X | X | X | X | MND | MND | MNR | MNR | MNR | MND | MND | X | X | X | X | X |

RESULTS OF THE LCA - ENVIRONMENTAL IMPACT according to EN 15804+A1: 1 kg THERMOFLOC F

| Parameter | Unit | A1-A3 | A4 | A5 | C1 | C2 | C3 | C4 | D |
|-----------|--|----------|----------|----------|----------|----------|----------|---------|-----------|
| GWP | [kg CO ₂ -Eq.] | -1.33E+0 | 5.19E-2 | -8.89E-2 | 1.87E-3 | 1.17E-2 | 1.62E+0 | 0.00E+0 | -4.75E-1 |
| ODP | [kg CFC11-Eq.] | 1.08E-8 | 3.69E-13 | 1.86E-12 | 1.32E-12 | 8.36E-14 | 6.01E-12 | 0.00E+0 | -1.21E-10 |
| AP | [kg SO ₂ -Eq.] | 1.13E-3 | 2.12E-4 | 2.47E-5 | 5.17E-6 | 4.79E-5 | 2.82E-4 | 0.00E+0 | -7.79E-4 |
| EP | [kg (PO ₄) ³ -Eq.] | 1.41E-3 | 5.17E-5 | 4.60E-6 | 4.63E-7 | 1.17E-5 | 5.25E-5 | 0.00E+0 | -7.28E-5 |
| POCP | [kg ethene-Eq.] | 5.93E-5 | -7.01E-5 | 5.38E-7 | 3.56E-7 | -1.59E-5 | 2.03E-5 | 0.00E+0 | -8.24E-5 |
| ADPE | [kg Sb-Eq.] | 7.08E-7 | 3.82E-9 | 2.02E-9 | 6.00E-10 | 8.64E-10 | 2.33E-8 | 0.00E+0 | -7.94E-8 |
| ADPF | [MJ] | 2.23E+0 | 7.02E-1 | 6.05E-2 | 2.01E-2 | 1.59E-1 | 3.73E-1 | 0.00E+0 | -6.80E+0 |
| Caption | GWP = Global warming potential; ODP = Depletion potential of the stratospheric ozone layer; AP = Acidification potential of land and water; EP = Eutrophication potential; POCP = Formation potential of tropospheric ozone photochemical oxidants; ADPE = Abiotic depletion potential for non-fossil resources; ADPF = Abiotic depletion potential for fossil resources | | | | | | | | |

RESULTS OF THE LCA - INDICATORS TO DESCRIBE RESOURCE USE according to EN 15804+A1: 1 kg THERMOFLOC F

| Parameter | Unit | A1-A3 | A4 | A5 | C1 | C2 | C3 | C4 | D |
|-----------|---|---------|---------|----------|---------|---------|---------|---------|----------|
| PERE | [MJ] | 1.45E+1 | 4.05E-2 | 1.31E+0 | 9.06E-3 | 9.18E-3 | 5.41E-2 | 0.00E+0 | -1.38E+0 |
| PERM | [MJ] | 1.29E+0 | 0.00E+0 | -1.29E+0 | 0.00E+0 | 0.00E+0 | 0.00E+0 | 0.00E+0 | 0.00E+0 |
| PERT | [MJ] | 1.57E+1 | 4.05E-2 | 1.39E-2 | 9.06E-3 | 9.18E-3 | 5.41E-2 | 0.00E+0 | -1.38E+0 |
| PENRE | [MJ] | 2.20E+0 | 7.06E-1 | 3.70E-1 | 3.24E-2 | 1.60E-1 | 4.35E-1 | 0.00E+0 | -8.02E+0 |
| PENRM | [MJ] | 2.92E-1 | 0.00E+0 | -2.92E-1 | 0.00E+0 | 0.00E+0 | 0.00E+0 | 0.00E+0 | 0.00E+0 |
| PENRT | [MJ] | 2.50E+0 | 7.06E-1 | 7.80E-2 | 3.24E-2 | 1.60E-1 | 4.35E-1 | 0.00E+0 | -8.02E+0 |
| SM | [kg] | 9.16E-1 | 0.00E+0 | 0.00E+0 | 0.00E+0 | 0.00E+0 | 0.00E+0 | 0.00E+0 | 0.00E+0 |
| RSF | [MJ] | 0.00E+0 | 0.00E+0 | 0.00E+0 | 0.00E+0 | 0.00E+0 | 0.00E+0 | 0.00E+0 | 0.00E+0 |
| NRSF | [MJ] | 0.00E+0 | 0.00E+0 | 0.00E+0 | 0.00E+0 | 0.00E+0 | 0.00E+0 | 0.00E+0 | 0.00E+0 |
| FW | [m³] | 2.46E+0 | 1.00E-1 | 3.94E-1 | 1.40E-2 | 2.27E-2 | 3.79E+0 | 0.00E+0 | -3.26E+0 |
| Caption | PERE = Use of renewable primary energy excluding renewable primary energy resources used as raw materials; PERM = Use of renewable primary energy resources used as raw materials; PERT = Total use of renewable primary energy resources; PENRE = Use of non-renewable primary energy excluding non-renewable primary energy resources used as raw materials; PENRM = Use of non-renewable primary energy resources used as raw materials; PENRT = Total use of non-renewable primary energy resources; SM = Use of secondary material; RSF = Use of renewable secondary fuels; NRSF = Use of non-renewable secondary fuels; FW = Use of net fresh water | | | | | | | | |

RESULTS OF THE LCA – WASTE CATEGORIES AND OUTPUT FLOWS according to EN 15804+A1: 1 kg THERMOFLOC F

| Parameter | Unit | A1-A3 | A4 | A5 | C1 | C2 | C3 | C4 | D |
|-----------|---|---------|---------|---------|----------|---------|---------|---------|----------|
| HWD | [kg] | 3.01E-8 | 5.29E-8 | 1.04E-9 | 2.05E-11 | 1.20E-8 | 1.92E-9 | 0.00E+0 | -2.79E-9 |
| NHWD | [kg] | 1.58E-3 | 6.08E-5 | 4.70E-4 | 1.95E-5 | 1.38E-5 | 1.17E-1 | 0.00E+0 | -2.15E-3 |
| RWD | [kg] | 1.52E-6 | 1.51E-6 | 6.98E-6 | 4.88E-6 | 3.42E-7 | 2.46E-5 | 0.00E+0 | -4.90E-4 |
| CRU | [kg] | 0.00E+0 | 0.00E+0 | 0.00E+0 | 0.00E+0 | 0.00E+0 | 0.00E+0 | 0.00E+0 | 0.00E+0 |
| MFR | [kg] | 0.00E+0 | 0.00E+0 | 0.00E+0 | 0.00E+0 | 0.00E+0 | 0.00E+0 | 0.00E+0 | 0.00E+0 |
| MER | [kg] | 0.00E+0 | 0.00E+0 | 0.00E+0 | 0.00E+0 | 0.00E+0 | 0.00E+0 | 0.00E+0 | 0.00E+0 |
| EEE | [MJ] | 0.00E+0 | 0.00E+0 | 2.10E-1 | 0.00E+0 | 0.00E+0 | 1.70E+0 | 0.00E+0 | 0.00E+0 |
| EET | [MJ] | 0.00E+0 | 0.00E+0 | 4.87E-1 | 0.00E+0 | 0.00E+0 | 4.01E+0 | 0.00E+0 | 0.00E+0 |
| Caption | HWD = Hazardous waste disposed; NHWD = Non-hazardous waste disposed; RWD = Radioactive waste disposed; CRU = Components for re-use; MFR = Materials for recycling; MER = Materials for energy recovery; EEE = Exported electrical energy; EEE = Exported thermal energy | | | | | | | | |

The results of the environmental impact indicators ADPE and ADPF must be used with caution, as the uncertainties in these results are high or because there is limited experience with the indicator.

6. LCA: Interpretation

It should be noted that the impact assessment results are only relative statements that do not include statements about "endpoints" of the impact categories, exceedance of thresholds, margins of safety, or risks.

Life-cycle inventory indicators

Use of freshwater resources (FW)

The main share of net freshwater consumption results from the production of the mineral fire retardant. No water is used in the production and blowing-in of the cellulose insulation.

Waste (HWD, NHWD, RWD)

Most of the waste produced is non-hazardous waste. The production of THERMOFLOC F does not generate any hazardous and radioactive waste. The results in

the HWD and RWD categories come from the production of the fire retardant and packaging.

Primary energy requirement renewable and non-renewable (PENRT/PERT)

The primary energy requirement for non-renewable resources (PENRT) is caused by the fire retardant and the packaging accounting for about 25% each. In addition, delivery of the products to the construction site contributes around 20% to the result. The remaining expenses play a minor role. The renewable primary energy input as a constituent (PERM) is caused entirely by the packaging material.

Indicators of the impact assessment

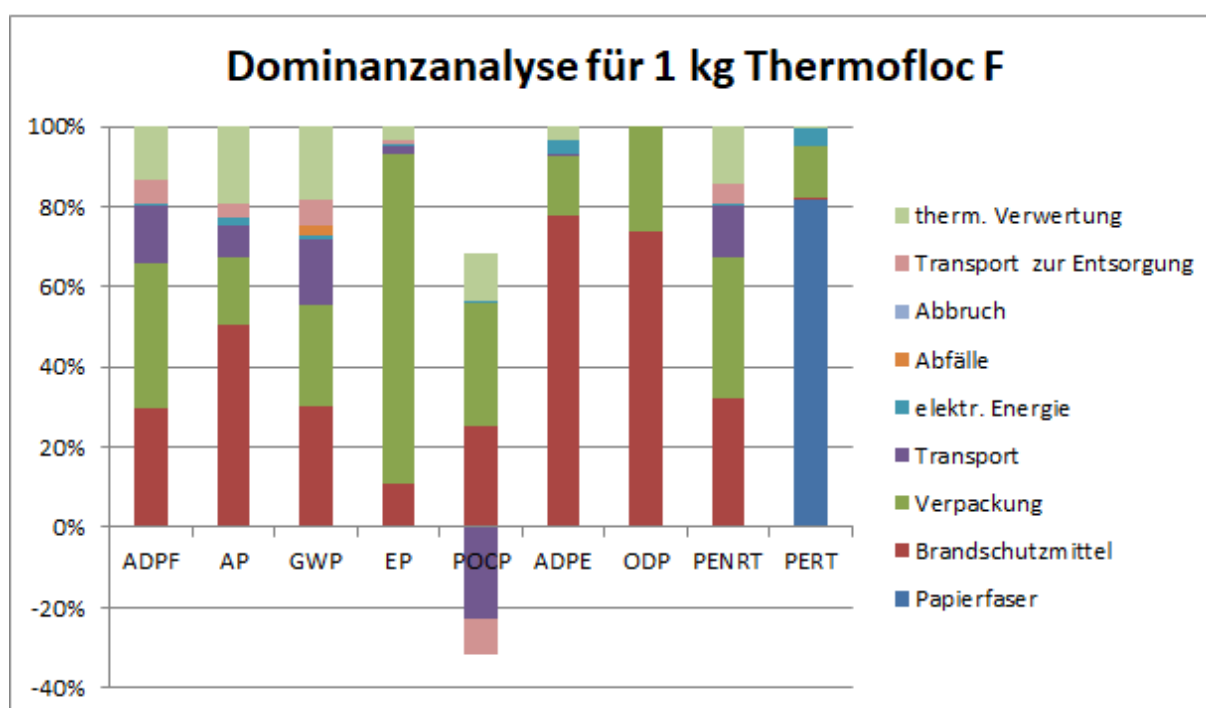


Fig. 1: Dominance analysis for 1 kg THERMOFLOC F across all life cycle phases considered

Global warming potential (GWP)

The global warming potential is determined by production of the fire retardant and packaging, by transport when the products are delivered, and by incineration in the waste incineration plant. The biogenic CO₂ contained in the recovered paper is not taken into account in the illustration.

Eutrophication potential (EP)

The eutrophication potential is almost exclusively caused by the packaging. The remaining inputs play a minor role.

Photochemical ozone creation potential (POCP)

The transports result in negative values for the POCP which is due to the method prescribed in EN 15804 where certain nitrogen oxides have negative POCP. It should not be concluded from this that the emission of exhaust gases fundamentally improves the photochemical oxidation potential. Among the adverse

impacts, the mineral fire retardant and disposal of the product in the waste incineration plant have the largest share.

Acidification potential (AP)

The mineral fire retardant is the main contributor to the acidification potential, accounting for about 50%, followed by packaging and disposal of the product in the waste incineration plant. Expenses in the remaining life cycle phases add up to a total of only about 10%.

Consumption of abiotic resources, primary (ADPE)

More than three quarters of the resource consumption is caused by production of the fire retardant. Packaging contributes another almost 20%. The remaining 5% is divided among the other life cycle phases considered.

Consumption of abiotic resources, fossil (ADPF)

The breakdown for resource consumption of abiotic fossil fuels is similar to that for GWP. About 80% is caused in the production phase. The remaining 20% is divided between delivery of the products and thermal

recycling.

Ozone depletion potential (ODP)

About 75% of ozone-depleting emissions are caused by production of the fire retardant and about 25% by production of the packaging.

7. Requisite evidence

Within the scope of the natureplus quality label, a test chamber investigation was carried out for formaldehyde and VOC emissions in accordance with *AgBB 2015* (test report no. K 8236 FM; Bremer Umweltinstitut GmbH, dated 05.12.2018). Emission testing was performed in accordance with natureplus RL 0107 of January 2016, and the values for the lowest concentrations of interest were taken from the 2015 LCI list.

AgBB evaluation scheme results overview (28 days)

| Name | Value | Unit |
|---------------------------------|-------|-------------------|
| TVOC (C6 - C16) | 320 | µg/m ³ |
| Sum SVOC (C16 - C22) | 10 | µg/m ³ |
| R (dimensionless) | 0.222 | - |
| VOC without NIK | 20 | µg/m ³ |
| Carcinogenic Substances 1A + 1B | n.n. | µg/m ³ |

8. References

IBU 2021

General instructions for the EPD program of the Institut Bauen und Umwelt e.V., Version 2.0, Berlin: Institut Bauen und Umwelt e.V., 01.01.2021

EN 15804

EN 15804:2012-04+A1 2013, Sustainability of construction works - Environmental product declarations - Basic rules for the product category of construction products.

ISO 14025

DIN EN ISO 14025:2011-10, Environmental labels and declarations – Type III Environmental declarations – Principles and procedures.

PCR Part A

Product category rules for building-related products and services. Part A: Calculation rules for the life-cycle assessment and requirements for the project report. IBU Institut Bauen und Umwelt e.V., Berlin, 04.07.2019.

PCR: Blown-in insulation materials made of cellulose and wood fibres

Product category rules for building-related products and services. Part B: EPD requirements for cellulose and wood fibre blown-in insulation materials. IBU Institut Bauen und Umwelt e.V., Berlin, 14.12.2017.

Umberto LCA+

Umberto LCA+, Version 10.0, ifu Institut für Umweltinformatik Hamburg GmbH, 2020.

GaBi 2016, A

GaBi Professional database 2016 (SP 30), publ.: thinkstep AG, Leinfelden-Echterdingen, 2016.

GaBi 2016, B

GaBi ext. DB XIV Construction materials 2016 (SP 30), publ.: thinkstep AG, Leinfelden-Echterdingen, 2016.

GaBi 2016, C

GaBi ext. DB XIIIb ecoinvent integrated v3.1 2016 (SP 30), publ.: thinkstep AG, Leinfelden-Echterdingen, 2016.

Committee for the health evaluation of building products - evaluation scheme for VOC from building

products; status 2015.

EAK

EWC European Waste Catalogue; used in Germany in: Waste List Ordinance of December 10, 2001 (Federal Law Gazette. I p. 3379), last amended by article 119 of the Ordinance of June 19, 2020 (Federal Law Gazette I p. 1328).

ECHA

European Chemicals Agency, <http://echa.europa.eu/>, Telakkakatu 6, P.O. Box 400, FI00121 Helsinki, Finland

ECHA list

Candidate List of Substances of Very High Concern for authorization, European Chemicals Agency, Telakkakatu 6, P.O. Box 400, FI00121 Helsinki, Finland

EN 13501-1

Austrian Standard EN 13501-1: 2020-01-15, Fire classification of construction products and building elements - Part 1: Classification with the results from the tests on the fire performance of construction products

EN 15101-1

Austrian Standard EN 15101:20190715, Thermal insulation products for buildings - In-situ manufactured cellulose-filled thermal insulation material (LFCI) - Part 1: Specification for the products before installation

EN 1609

Austrian Standard EN 1609:2013-04-15, Thermal insulation products for building applications - Determination of water absorption during short-term partial immersion

EN 29053

Austrian Standard EN 29053:1993-08-01, Acoustics - Materials for acoustic applications - Determination of flow resistance (ISO 9053:1991)

ETA-05/0186

European Technical Assessment of the product THERMOCLOC F (borate-free) dated 25.05.2018.

AUSTRIAN STANDARD EN 643

AUSTRIAN STANDARD EN 643:20141201, Paper, cardboard and paperboard - European list of recovered paper - standard grades

ISO 9001

Austrian Standard EN ISO 9001:2015-11-15, Quality management systems - Requirements (ISO 9001:2015)

ISO 14001

Austrian Standard EN ISO 14001:2015-11-15,

Environmental management systems - Requirements with guidance for use (ISO 14001:2015)

Regulation (EU) No. 528/2012

REGULATION (EU) No. 528/2012 OF THE EUROPEAN PARLIAMENT AND OF THE COUNCIL of 22 May 2012 concerning the making available on the market and use of biocidal products

**Publisher**

Institut Bauen und Umwelt e.V.
Panoramastr. 1
10178 Berlin
Germany

Tel +49 (0)30 3087748- 0
Fax +49 (0)30 3087748- 29
Mail info@ibu-epd.com
Web www.ibu-epd.com

**Programme holder**

Institut Bauen und Umwelt e.V.
Panoramastr. 1
10178 Berlin
Germany

Tel +49 (0)30 - 3087748- 0
Fax +49 (0)30 - 3087748 - 29
Mail info@ibu-epd.com
Web www.ibu-epd.com

IBO



Österreichisches Institut für Bauen und Ökologie GmbH

**Author of the Life Cycle
Assessment**

IBO - Österreichisches Institut für
Bauen und Ökologie GmbH
Alserbachstraße 5/8
1090 Wien
Austria

Tel +43 13192005
Fax +43 13192005-50
Mail philipp.boogman@ibo.at
Web www.ibo.at

THERMOFLOC®
Intelligent dämmen mit System

Owner of the Declaration

Peter Seppele Gesellschaft m.b.H.
Bahnhofstraße 79
9710 Feistritz/Drau
Austria

Tel +43 (0) 4245 6201
Fax +43 4245 6336
Mail office@thermofloc.com
Web <https://www.thermofloc.at>