

MCHQ60VxB series

60W LED Switching Power Supply (CV+CC) with 3 in 1 dimming function



■ Features:

- Universal AC input / Full range (Max. 305VAC)
- Protections: Short circuit / Over current / Over voltage / Over temperature
- Cooling by free air convection
- Built-in active PFC function
- IP65 design for indoor and outdoor appliances
- Compliance to worldwide regulations for lighting
- Built-in 3 in 1 dimming function: 0-10V or PWM or resistance



ELECTRICAL SPECIFICATION

MODEL	MCHQ60V12B				
OUTPUT					
Rated Voltage	12V	15V	24V	36V	48V
Constant Current Region	[2] 6 ÷ 12V	7.5 ÷ 15V	12 ÷ 24V	18 ÷ 36V	24 ÷ 48V
Rated Current	5A	4A	2.5A	1.67A	1.25A
Rated Power	60W				
No Output Voltage (max.)	15V	19V	29V	43V	56V
Line Regulation	± 1%				
Load Regulation	± 3%				
Current Tolerance	[3] ± 5%				
Ripple & Noise (max.)	[4] 150mV _{p-p}	200mV _{p-p}	280mV _{p-p}	450mV _{p-p}	550mV _{p-p}
Setup, Rise, Holdup time	[5] 500ms, 30ms, 15ms				
INPUT					
Voltage Range	90 ÷ 305VAC				
Frequency Range	47 ÷ 63Hz				
Power Factor (typ.)	PF > 0.98 / 115VAC; PF > 0.95 / 230VAC at full load				
Efficiency (typ.)	88%	88%	88%	89%	89%
AC current (typ.)	0.66A / 115VAC; 0.33A / 230VAC				
Inrush current (max.)	75A / 230VAC(25°C)				

MCHQ60VxB series

60W LED Switching Power Supply (CV+CC) with 3 in 1 dimming function



PROTECTIONS

Over Current	Range: 100 ÷ 160%				
	Type: constant current limiting to 60% rated voltage next hiccup mode. Recovers automatically after fault condition is removed.				
Short Circuit	Type: hiccup mode. Recovers automatically after fault condition is removed.				
Over Voltage	Max. 18V	Max. 25V	Max. 35V	Max. 60V	Max. 65V
	Type: shut down output voltage. Re-power on to recovery.				
Over Temperature	Range: 110°C ± 10°C				
	Type: shut down output voltage. Auto-recovery after temperature goes down.				

WORKING ENVIRONMENT

Working Temperature	-40°C ÷ 70°C (refer to Derating Curve)
Working Humidity	15 ÷ 95% RH non-condensing
Storage Temperature and Humidity	-40°C ÷ 80°C, 10 ÷ 95% RH non-condensing
Temperature Coefficient	± 0.05% / °C (-10°C ÷ 45°C)
Vibration	10 ÷ 500Hz, 5G, 10min / cycle, period 30min. each along X, Y, Z axes

SAFETY AND EMC REGULATIONS

Safet Standards	Compliance to EN61347-1, EN61347-2-13
Withstand Voltage	IN/OUT: 5.3kVDC/1min
Isolation Resistance	IN/OUT; IN/GND; OUT/GND: 50MΩ/500VDC/25°C/70%
EMC Emission	Compliance to EN55015
EMC Immunity	Compliance to EN61547; EN61000-4-2, 3, 4, 5, 6, 8, 11; EN55024
Harmonic Current	Compliance to EN61000-3-3; EN61000-3-2 class C (≥ 100% load)

OTHERS

MTBF	5 years (43 200h) MIL-HDBK-217F (25°C)
Dimensions	172 x 53 x 36.5mm (L x W x H)
Weight and Packing	0.6 kg; 15pcs./box; box weight and dimensions: 9.2kg, 27.6 x 22.5 x 27cm

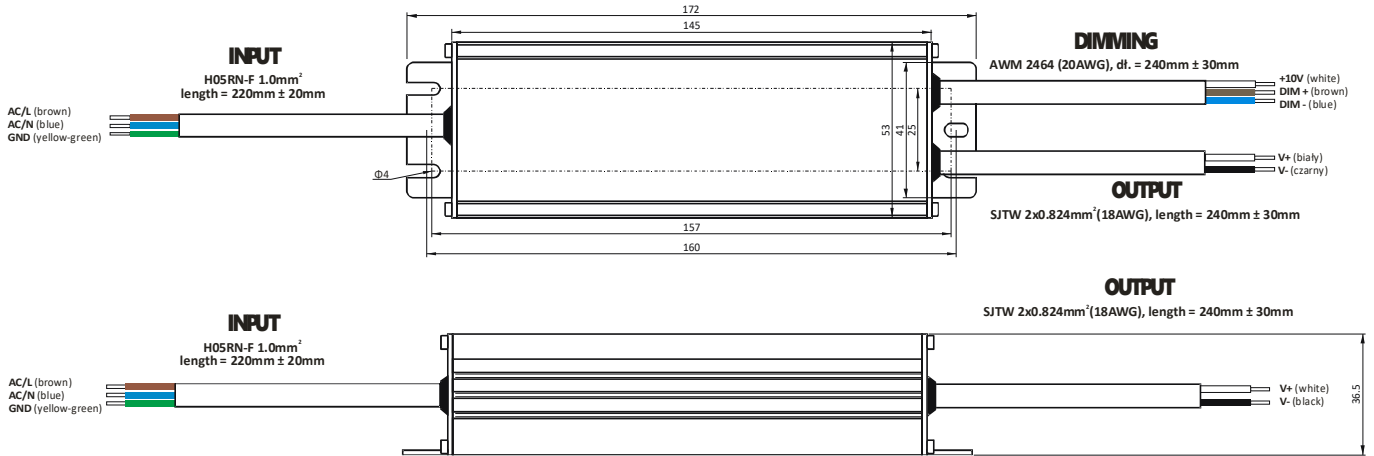
1. All parameters NOT specially mentioned are measured at 230VAC input, rated load and 25°C of ambient temperature.
2. Constant current operation region is within announced range. This is the suitable operation region for LED related applications, but please reconfirm special electrical requirements for some specific system design.
3. Tolerance includes set up tolerance, line regulation and load regulation.
4. Ripple & noise are measured at 20MHz of bandwidth by using a 12" twisted pair-wire terminated with a 0.1μF i 47μF parallel capacitor.
5. Setup and rise time is measured from 0 to 90% rated output voltage.
6. Power supply is considered as a component that will be operated in combination with final equipment. Since EMC performance will be affected by the complete installation, the final equipment must be re-qualify to comply with EMC Directives.

MCHQ60VxB series

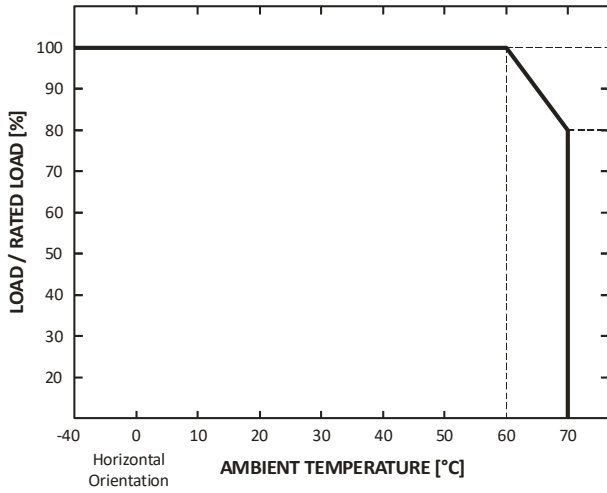
60W LED Switching Power Supply (CV+CC) with 3 in 1 dimming function



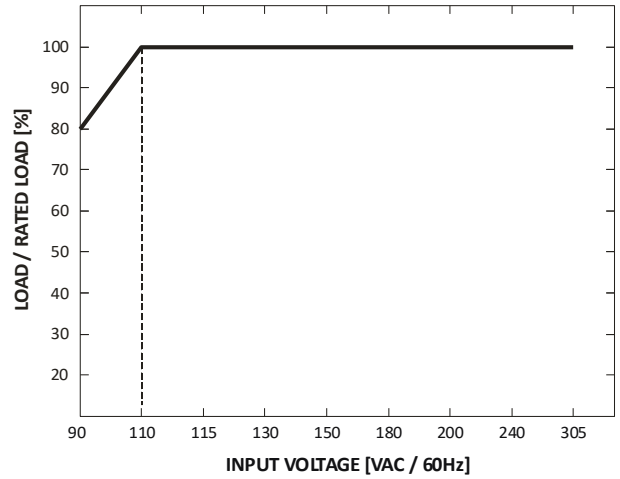
MECHANICAL SPECIFICATION



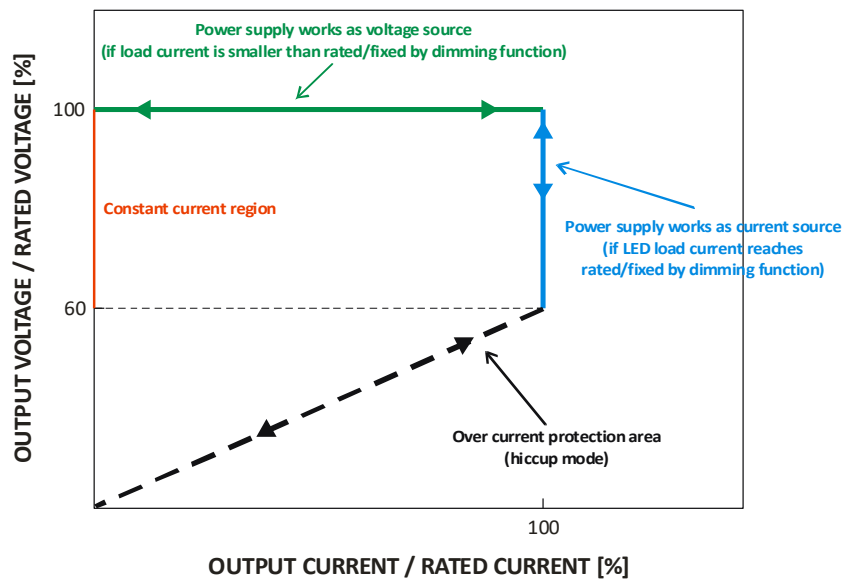
DERATING CURVE



STATIC CHARACTERISTIC



CONSTANT VOLTAGE + CONSTANT CURRENT MODE OPERATION



MCHQ60VxB series

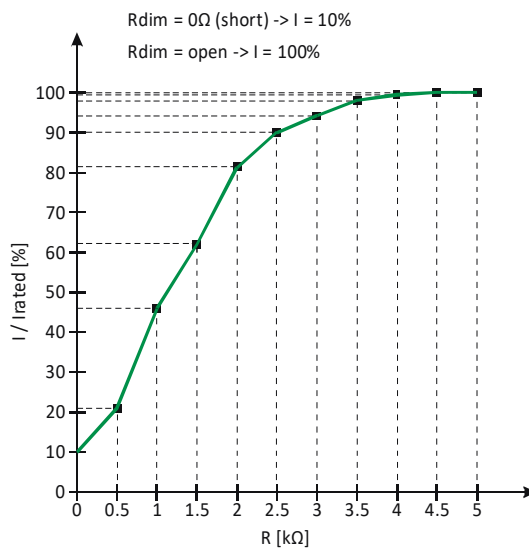
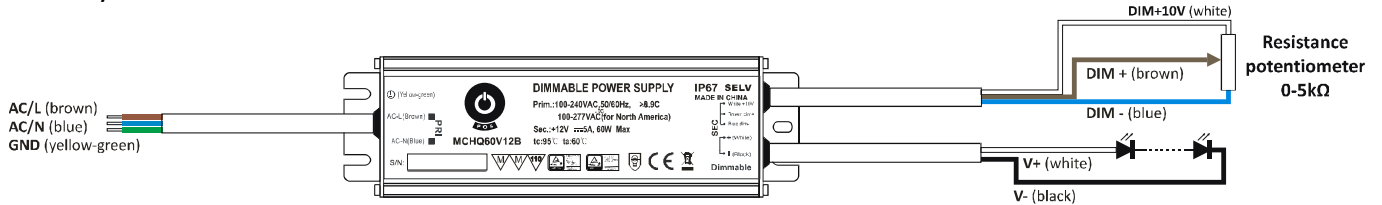
60W LED Switching Power Supply (CV+CC) with 3 in 1 dimming function



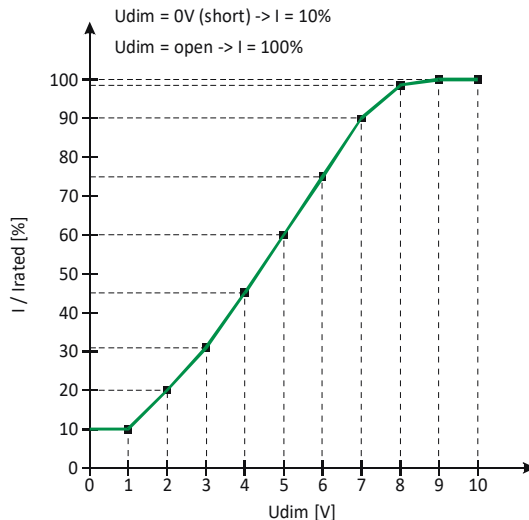
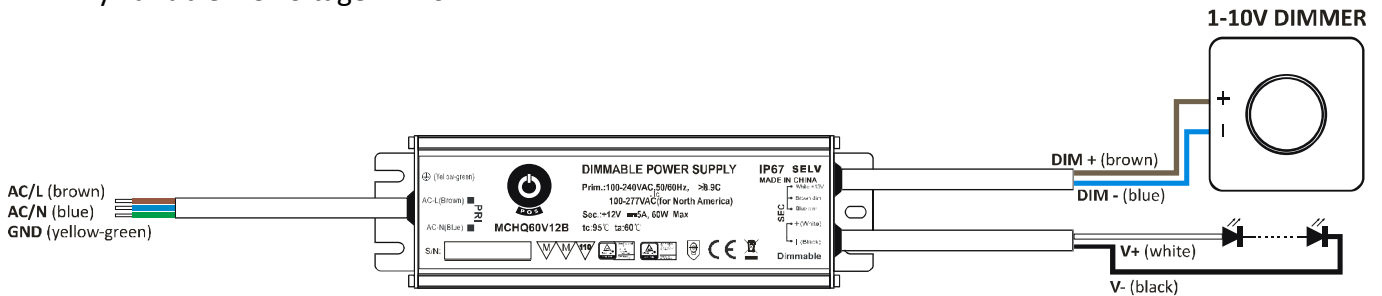
DIMMING OPERATION

For use dimming function connect dimmer to DIM+ and DIM- terminals. Dimming effect is achieved by changing output constant current level in 10%÷100% range. You can use dimming function by one of three ways:

1. By variable resistance 0kΩ÷5kΩ:



2. By variable DC voltage 1÷10V.

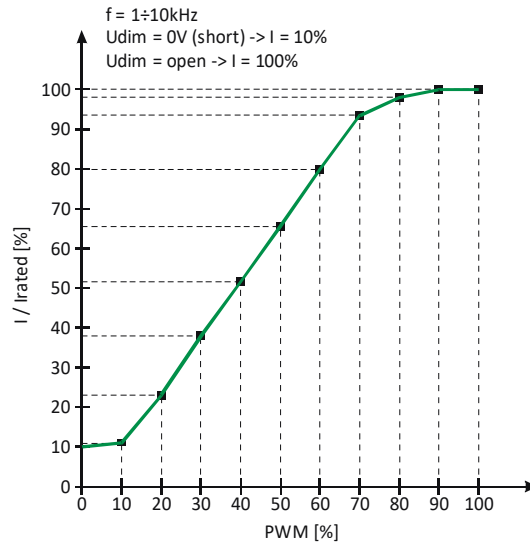
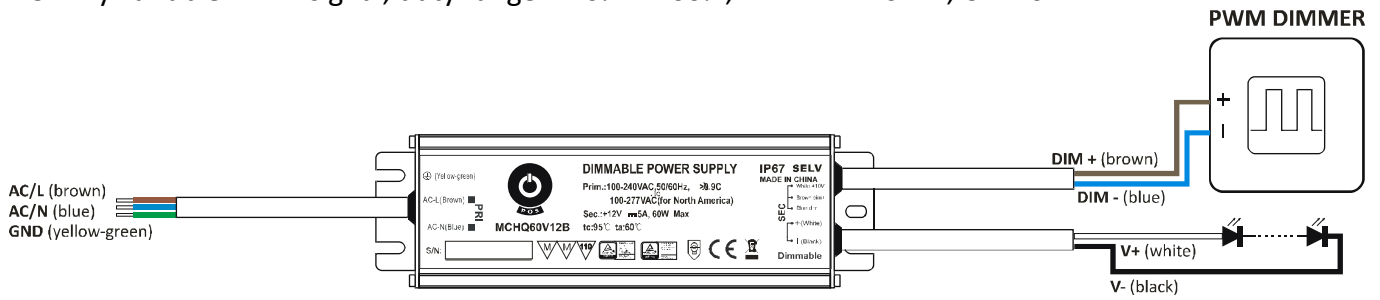


MCHQ60VxB series

60W LED Switching Power Supply (CV+CC) with 3 in 1 dimming function



3. By variable PWM signal, duty range = 10% ÷ 100%, $f = 1\text{kHz} \div 10\text{kHz}$, $U = 10\text{V}$.



Compatible dimmers

- OSRAM DIM MCU
- BERKER 2891 10
- Other 1-10V dimmers