



Box of Doom

Isolation Cabinets

Changing speaker of the Basic




Although the Basic BoD doesn't have a retractable baffle, it is still pretty simple to change a speaker. If you would like to install another speaker, just follow these instruction.



1
Disconnect en remove the microphones, and turn the unit on the left side.



2
Open de lid.




3
Move the bracket in farthest position, away from the speaker.



4
Loosen and remove the four knobs




6
You can now take out the speaker by tilting it slightly, it will easily fit (diagonally) through the opening.



7
Disconnect the speaker by pulling off the terminal connections.



8
You can now install a different speaker.



9
Connect the cable. One of the cables has a red line, this is your +
The speaker also has a clear marking for + and -

Red indication line = +
No red line = -