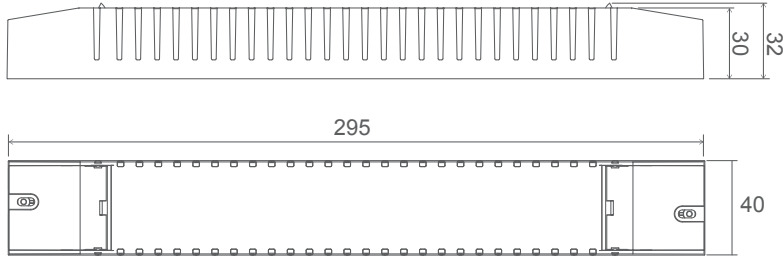



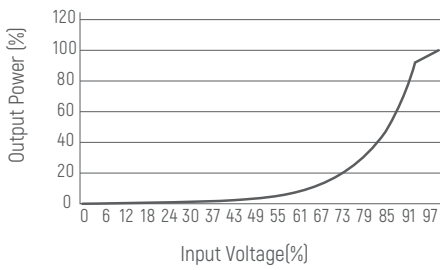
Dimension(mm)



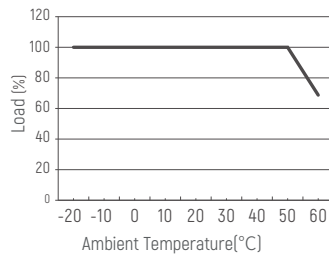
Wiring Diagram



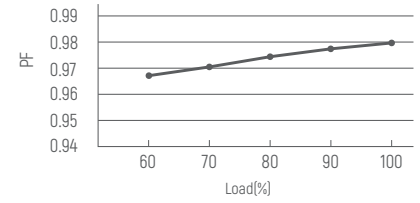
Dimming Curve



Derating Curve



PF vs Load



Cautions

- 1.The product shall be installed and serviced by a qualified person.
- 2.This product is non-waterproof. Please avoid the sun and rain. When installed outdoors please ensure it is mounted in a water proof enclosure.
- 3.Good heat dissipation will prolong the working life of the controller. Please ensure good ventilation.
- 4.Please check if the output voltage and current of any LED power supplies used comply with the requirement of the product.
- 5.Please ensure that adequate sized cable is used from the controller to the LED lights to carry the current. Please also ensure that the cable is secured tightly in the connector.
- 6.For safety consideration, PVC or rubber cord of 0.75-1.5mm² is recommended for input and output terminal(s) . Flat power cord is not suitable. Ensure all wire connections and polarities are correct before applying power to avoid any damages to the LED lights.
- 7.If a fault occurs please return the product to your supplier. Do not attempt to fix this product by yourself.

※ The contents of this manual are updated without prior notice. If the function of the product you are using is inconsistent with the instructions, the function of the product shall prevail. Please contact us if you have any questions .

LCP75T-1H12V (产品代码: 104200390101)

概述

LCP75T-1H12V 是一款恒压输出 LED 调光驱动器。这款驱动器支持前沿切相和后沿切相调光器，可以与多品牌系统(飞利浦, ABB, 路创, 西门子, 西蒙, 松下等)配合使用，实现平滑调光的效果。

产品特点

- 单通道恒压输出，最大输出电流为 6.25A
- 支持前沿 (Triac) 和后沿(ELV)调光
- 调光电压范围 40VAC- 240VAC
- 调光曲线平滑，无抖动
- 高效率达 87%
- 过流保护；过压保护；短路保护
- 适用于室内 LED 灯具

应用

仅用于LED恒压灯带



LED灯带



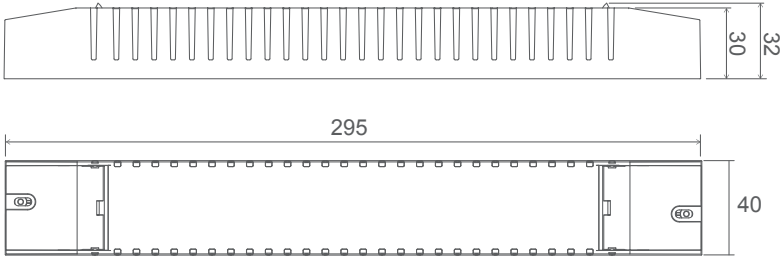
LED硬灯条




技术参数

型号	LCP75T-1H12V	
输入	效率	87%@220VAC, 满载
	电压	220VAC-240VAC
	频率	50/60Hz
	功率因素	>0.98@230VAC, 满载
	电流	0.43Amax@230VAC, 满载
	调光电压范围	40-240VAC
	浪涌电流	冷启动19.4A@220VAC
输出	电流/电压/功率	6.25A/12VDC/75W
	空载电压	12VDC±5%
	通道	1
	电压公差	±3%
	启动延时	<1s, at 230Vac
功能	调光方式	前沿 后沿切相调光
	过载	当超过输出电压时，输出电流减小，负载减小时自动恢复
保护	短路	打嗝，去除故障后自恢复
	过压	将输出功率限制在额定功率的 110%-150%
	浪涌	L-N:2KV
安规和电磁兼容	耐压	I/P-O/P: 3000VAC/1min/5mA
	安全标准	EN61347, GB19510
	电磁兼容	EN55015, EN61000-3-2
	EMC抗扰度	EN61000-4-2, 3, 4, 5, 6, 8, 11; EN61547
	工作温度	-20°C~50°C
其它	储存温度、湿度	-40°C~85°C, 20-90%RH
	tc	85°C
	材质	PC
	防水等级	IP20
	寿命	50,000小时@tc:85°C
	质保	5年
	开关周期	>25,000次
	包装重量	净重: 460g±5%/个; 20个/箱; 10.5kg±5%/箱; 外箱尺寸: 254*233*219mm(L*W*H)
	尺寸	295*40*32mm(长*宽*高)

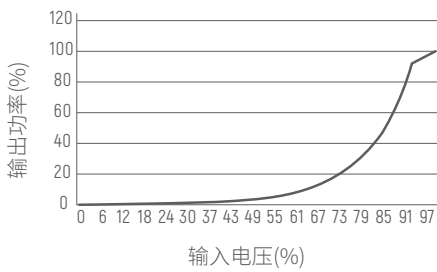
产品尺寸



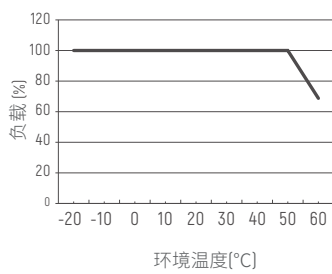
应用接线图



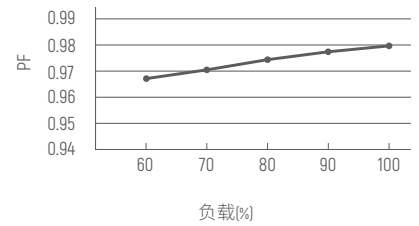
调光曲线



降额曲线



PF vs 负载



注意事项

1. 本产品请由具有专业资格的人员进行调试安装。
2. 本产品不能防水，需避免日晒雨淋，如安装在户外，请用防水箱。
3. 良好的散热条件会延长产品的使用寿命，请把产品安装在通风良好的环境。
4. 请检查使用的LED电源输出电压电流，是否符合产品要求。
5. 出于安全考虑，推荐输入和输出(信号端除外)用0.75-1.5mm²PVC或橡胶线缆，并确保接线牢固，以免电线过热或接触不良触发事故。扁平电源线不适用。
6. 通电调试前，应确保所有接线正确，以避免因接线错误而导致灯具损坏。
7. 如果发生故障，请勿私自维修；如有疑问，请联系供应商。