

SunTube

**Sun
Tunnels
next
level**



For every daylight solution

www.intura.nl

FLAT ROOF



Bitumen



EPDM



PVC

NEW

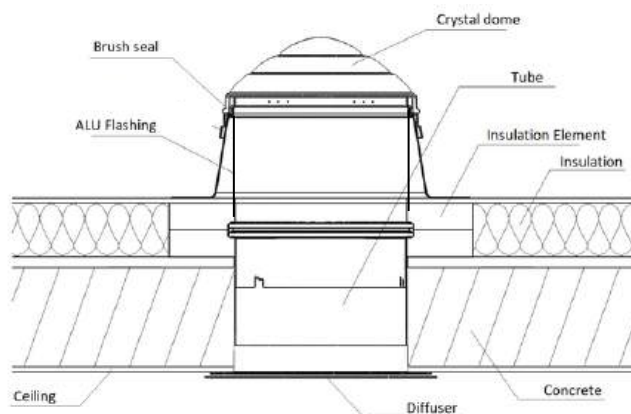
- Pre-installed roofing
- Crystal glass dome
- Double-walled insulated upstand RAL 9005 (SunTube25 and SunTube35)
- Updated EcoPower Insulation Element based on 14cm UNILIN PIR

The Intura SunTube daylight tube system transports natural daylight to dark areas in any desired space under a flat or sloped roof. The dome is made of crystal glass, making it quiet, strong, self-cleaning, and durable.

The innovative Intura SunTube daylight tubes are the ultimate solution to transform your home or workplace into a healthy and pleasant environment with natural daylight. Our crystal glass light-capturing dome captures natural daylight and channels it deep into your home or business through an advanced reflective tube. The soft, diffused light is evenly distributed by a stylish ceiling plate, filling every room with bright, natural light.

The Intura SunTube, available in diameters of Ø25, Ø35, or Ø55 cm, is a versatile daylight tube perfect for both residential and commercial spaces. This tube provides an ideal daylight output and ensures maximum illumination in areas such as living rooms, bedrooms, bathrooms, offices, meeting rooms, hallways, and retail spaces.

The Intura SunTube is suitable for both new construction and renovation projects, regardless of the type of roof. Make the most of every space and experience the power of natural daylight with the Intura SunTube!



Intura. SunTube

PITCH ROOF



Leadax

Intura SunTube daylight tubes are also ideal for installation on sloped roofs. The double-walled insulated upstands of the SunTube25 and SunTube35 come standard with Leadax (lead substitute made from recycled PVB), making them easy to install on a tiled roof.

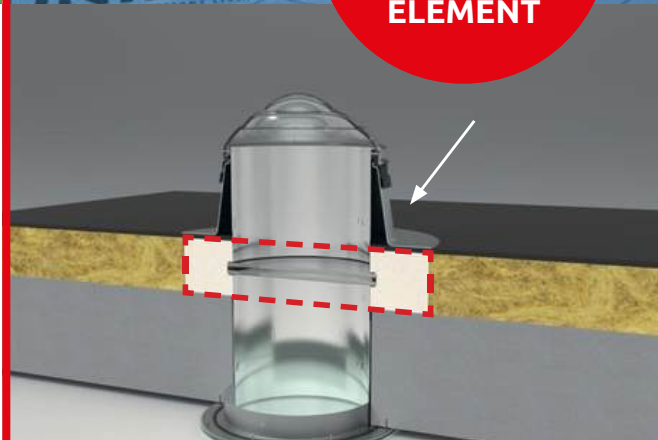
Price list

	SunTube25	SunTube35	SunTube55
Basic set flat roof crystal glass dome <i>Choice to Bitumen, PVC or EPDM pre-installed</i>	624,01 755,05	690,90 835,99	
Basic set flat roof PVC dome			1041,67 1260,42
Basic set pitch roof crystal glass dome <i>Leadax artificial lead pre-installed</i>	624,01 755,05	690,90 835,99	
EcoPower insulation element <i>Double glazing</i>	358,15 433,36	368,53 445,92	477,96 578,33
EcoPower insulation element HR+++ <i>Triple glazing</i>	405,03 490,09	424,78 513,98	643,59 657,74
Extra mirror Tube 60 cm	70,16 84,89	85,08 102,95	126,67 153,27
Elbow tube up to 45°	125,79 152,20	142,66 172,62	209,57 253,58
Tube GU10 lighting fitting	74,00 89,54	74,00 89,54	74,00 89,54

Excl. VAT
Incl. 21% VAT



**Upgrade with
ECOPOWER
INSULATION
ELEMENT**



ECOPOWER INSULATION ELEMENT

- 14 CM UNILIN PIR with double HR++ glass or triple HR+++ glass
- PIR insulation RC value: Rd insulation value 6.30

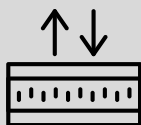


The Intura SunTube basic set consists of the following components:

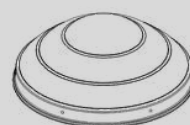
1. Crystal glass dome
2. Aluminum roof upstand with pre-installed roofing
3. Tube length of 60 cm (can be shortened)
4. Easyclick diffuser for easy installation
5. Installation accessories



**SUPER FAST
INSTALLATION TIME**



**ECOPOWER
INSULATION ELEMENT**



**CRYSTAL
GLASS DOME**

