

iQ parts
IQ-PARTS-SHOP.COM



**SPECS &
INFORMATION**

NORMACLAMP® GBS

Heavy-duty clamps for multiple applications

NORMACLAMP® GBS are designed primarily for use in applications where hose clamps must meet stringent requirements. In particular if suction and pressure hoses – complete with plastic or steel inserts and high shore hardness values – are to be connected and attached. They are therefore particularly suitable for use on commercial and special vehicles. Their standout feature is the exceptionally high levels of band tensile force they demonstrate. NORMACLAMP® GBS clamps are also extremely easy to install, whether you're using manual, pneumatic or electrical standard tools.

- 1 W1/W2/W4**
New specially designed bolt with integrated spacer
– improved performance; captive **W5**
– Socket head cap bolt
- 2 Reinforced band loops**
– ability to withstand much higher torques
- 3 Mechanically locked closure**
– no welding spots and no contact corrosion
- 4 Bridge**
– hose protection
- 5 Robust band with rounded edges**
– prevents injuries and damage to hoses.
- 6 Hollow trunnions**
– reduces the tensile forces on the bolt and to the mechanical lock



Advantages at a glance

- Failure torques improved twice over
- Band tensile force levels improved three times over

Applications


- Machine building
- Chemical industry
- Irrigation systems
- Ship manufacturing
- Railway industry
- Agricultural machines
- Building machines
- Engine manufacturing
- Pump and filter
- Mining Industry

NORMACLAMP® GBS

Versions


NORMACLAMP® GBS Hollow trunnions

The hollow trunnion has a double benefit: when the extreme tensile forces are applied to the bolt, the deformation of the hollow trunnion reduces the tensile forces on the bolt and the mechanical lock, drastically extends the time until destruction. Since neither the band nor the bolt is deformed, the clamp can be re-used - a unique characteristic on the market.




NORMACLAMP® GBS Solid trunnions

To suit the requirements of all markets, NORMACLAMP GBS is in sizes 17 to 23 mm available with solid trunnions and welded band.



NORMACLAMP® GBS with QRC

NORMACLAMP® GBS clamps are also available with a QRC (QUICK Release Closure) on request. The bolt on the closure is easy to release, ensuring straightforward installation and removal.



Only available in W1 and W2.

NORMACLAMP® GBS 2-part

The two-part NORMACLAMP® GBS is another of the versions available.



Materials

W1	W2	W3	W4	W5
x	x		x	x

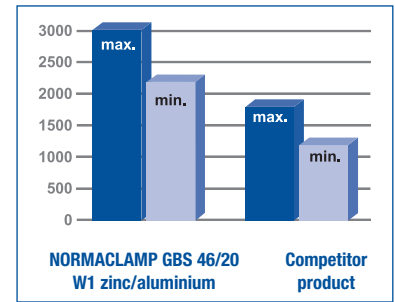
Material	Corrosion resistance in salt spray testing
W1	Min. 72 h
W2	Min. 72 h
W4	Min. 240 h
W5	Min. 400 h

NORMACLAMP® GBS						
Band width	Material thickness in mm					
	W1	W2	W4	W5	M	SW
18	0.8	0.6	0.6	0.6	6	8
20	1.0	0.8	0.8	0.8	7	10
25	1.0	1.0	1.0	1.0	8	13
30	1.3	1.0	1.0	1.0	10	17

NORMACLAMP® GBS

Band tensile force

The results of numerous series of tests have underlined the technical superiority of NORMACLAMP® GBS products over their competitors:



Ordering information

When submitting requests and orders, please specify the data in the following way

	1. Type	2. Clamping range	3. Band width	4. Material	5. Parts
Example	GBS QRC	43-47	20	W1	1-part

Table of torques

NORMACLAMP® GBS					
Band width	Failure torque (minimum) Nm				Recommended tightening torque Nm
	W1	W2	W4	W5	
18	15	15	15	15	8
20	25	20	20	20	10
25	35	30	30	30	20
30	50	45	45	45	25

NORMACLAMP® GBS QRC			
Band width	Failure torque (minimum) Nm		Recommended tightening torque Nm
	W1	W2	
18	10	10	6
20	15	15	8
25	25	25	18
30	40	40	22

NORMACLAMP® GBS

Sizes, band widths & materials

NORMACLAMP® GBS							
Width	Designation	Clamping ranges		W1	W2	W4	W5
		in mm	in inches				
18	GBS M17-19/18 SK*	17-19	1 1/16-3/4	X	X	X	X
	GBS M19-21/18 SK*	19-21	3/4-13/16	X	X	X	X
	GBS M21-23/18 SK*	21-23	1 3/16-7/8	X	X	X	X
	GBS M23-25/18 SK*	23-25	7/8-1	X	X	X	X
	GBS M25-27/18 SK	25-27	1-1 1/16	X	X	X	X
	GBS M27-29/18 SK	27-29	1 1/16-1 1/8	X	X	X	X
	GBS M29-31/18 SK	29-31	1 1/8-1 1/4	X	X	X	X
	GBS M31-34/18 SK	31-34	1 1/4-1 5/16	X	X	X	X
	GBS M34-37/18 SK	34-37	1 5/16-1 7/16	X	X	X	X
	GBS M37-40/18 SK	37-40	1 7/16-1 9/16	X	X	X	X
20	GBS M40-43/18 SK	40-43	1 9/16-1 11/16	X	X	X	X
	GBS M43-47/20 SK	43-47	1 11/16-2 7/8	X	X	X	X
	GBS M47-51/20 SK	47-51	1 7/8-2	X	X	X	X
	GBS M51-55/20 SK	51-55	2-2 3/16	X	X	X	X
	GBS M55-59/20 SK	55-59	2 3/16-2 5/16	X	X	X	X
	GBS M59-63/20 SK	59-63	2 5/16-2 1/2	X	X	X	X
25	GBS M63-68/20 SK	63-68	2 1/2-2 11/16	X	X	X	X
	GBS M68-73/25 SK	68-73	2 11/16-2 7/8	X	X	X	X
	GBS M73-79/25 SK	73-79	2 7/8-3 1/8	X	X	X	X
	GBS M79-85/25 SK	79-85	3 1/8-3 3/8	X	X	X	X
	GBS M85-91/25 SK	85-91	3 3/8-3 9/16	X	X	X	X
	GBS M91-97/25 SK	91-97	3 9/16-3 13/16	X	X	X	X
	GBS M97-104/25 SK	97-104	3 13/16-4 1/8	X	X	X	X
	GBS M104-112/25 SK	104-112	4 1/8-4 7/16	X	X	X	X
30	GBS M112-121/25 SK	112-121	4 7/16-4 3/4	X	X	X	X
	GBS M121-130/25 SK	121-130	4 3/4-5 1/8	X	X	X	X
	GBS M130-140/30 SK	130-140	5 1/8-5 1/2	X	X	X	X
	GBS M140-150/30 SK	140-150	5 1/2-5 7/8	X	X	X	X
	GBS M150-162/30 SK	150-162	5 7/8-6 3/8	X	X	X	X
	GBS M162-174/30 SK	162-174	6 3/8-6 7/8	X	X	X	X
	GBS M174-187/30 SK	174-187	6 7/8-7 3/8	X	X	X	X
	GBS M187-200/30 SK	187-200	7 3/8-7 7/8	X	X	X	X
GBS M200-213/30 SK	200-213	7 7/8-8 3/8	X	X	X	X	
GBS M213-226/30 SK	213-226	8 3/8-8 7/8	X	X	X	X	
GBS M226-239/30 SK	226-239	8 7/8-9 3/8	X	X	X	X	
GBS M239-252/30 SK	239-252	9 3/8-9 15/16	X	X	X	X	

* These diameters have solid trunnions and do not feature a mechanically locked closure, but are instead spot-welded.

NORMACLAMP® GBS 2-part							
Width	Designation	Clamping ranges		W1	W2	W4	W5
		in mm	in inches				
18	GBS M59-67/18 SK 2T	59-67	23/16-25/8	X	X	X	X
	GBS M67-75/18 SK 2T	67-75	25/8-2 15/16	X	X	X	X
20	GBS M67-75/20 SK 2T	67-75	25/8-2 15/16	X	X	X	X
	GBS M75-83/20 SK 2T	75-83	2 15/16-3 1/4	X	X	X	X
	GBS M83-91/20 SK 2T	83-91	3 1/4-3 9/16	X	X	X	X
25	GBS M88-100/25 SK 2T	88-100	33/8-4	X	X	X	X
	GBS M100-116/25 SK 2T	100-116	4-4 9/16	X	X	X	X
	GBS M116-136/25 SK 2T	116-136	4 9/16-5 3/8	X	X	X	X
	GBS M136-156/25 SK 2T	136-156	5 3/8-6 5/32	X	X	X	X
	GBS M156-176/25 SK 2T	156-176	6 5/32-7 3/32	X	X	X	X
30	GBS M125-145/30 SK 2T	125-145	4 15/16-5 11/16	X	X	X	X
	GBS M145-168/30 SK 2T	145-168	5 11/16-6 5/8	X	X	X	X
	GBS M168-193/30 SK 2T	168-193	6 5/8-7 19/32	X	X	X	X
	GBS M193-220/30 SK 2T	193-220	7 19/32-8 21/32	X	X	X	X
	GBS M220-245/30 SK 2T	220-245	8 21/32-9 21/32	X	X	X	X
	GBS M245-270/30 SK 2T	245-270	9 21/32-10 3/5	X	X	X	X
	GBS M270-295/30 SK 2T	270-295	10 3/5-11 10/16	X	X	X	X
	GBS M295-320/30 SK 2T	295-320	11 10/16-12 3/5	X	X	X	X
	GBS M320-345/30 SK 2T	320-345	12 3/5-13 7/12	X	X	X	X



info@iq-parts.nl
Harsweg 34A
2431 EZ Ter Aar
T +31 252 624 126
The Netherlands