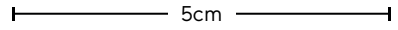
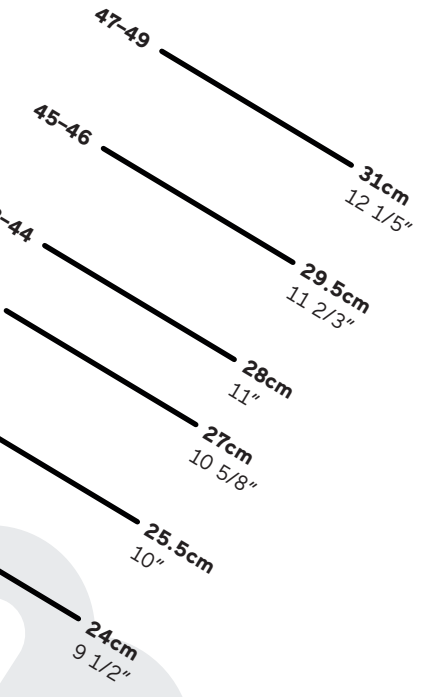


Sizing Guide

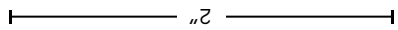
1. Print to Actual size / **100% scale**
Paper size: A4 (210x297mm)
2. **Check the printed scale** against the scale confirmation line below with a ruler.
3. Lay the paper on a flat surface and stand with your heel on the bottom line.
4. Mark the line above the longest toe.
5. Choose your size.

! Between sizes? Customers prefer to size up. In doubts? Leave us a message via e-mail or social media.

Width – Due to the high flexibility and adaptability of the product, this information is not as essential as for shoes. Skinners are equally suitable for customers with narrower feet.
E.g.: Skinners size L is suitable for 11cm wide feet (larger sizes have wider toe box).



SCALE CONFIRMATION
When printed to 100% scale the line above must scale 5cm



SCALE CONFIRMATION
When printed to 100% scale the line above must scale 2"

ALIGN YOUR HEEL ON THIS LINE

EU	US		Foot Length	
	Women	Men	cm	inch
36-37	5.5-6.5	4.5-5.5	22.5-24	8 7/8-9 1/2
38-39	7-8	6-7	24-25.5	9 1/2-10
40-42	8.5-10.5	7.5-9.5	25.5-27	10-10 5/8
43-44	11-12	10-11	27-28	10 5/8-11
45-46	12.5-13.5	11.5-12.5	28-29.5	11-11 1/2
47-49	14-15.5	13-14.5	29.5-31	11 1/2-12 1/2