Konijnenburg wielen



WE ARE MOVING EVERYTHING

Konijnenburg BV
Elektronstraat 19
1014 AP, Amsterdam
The Netherlands
Tel. +31 (0)20 682 1051
info@konijnenburg.nl
www.konijnenburg.nl

AREAS OF APPLICATION

WHEELS

- Wheelbarrows
- Sack trucks
- Pallet truck
- Transport trolleys
- Fire extinguishers
- Welding equipment
- Industrial vacuum cleaners

FURNITURE CASTORS

- Furniture making
- Shop fitting
- Displays
- Exhibition stand construction
- Office container
- Computer desks
- Medical equipment

APPARATUS CASTORS

- Store equipment
- Medical equipment
- Catering trolleys
- Sales racks
- Laundry collectors
- Cleaning equipment
- Newspaper racks
- Computer desks
- Office furnitures
- Freezers
- Operating facilities
- Sports equipment

TRANSPORT CASTORS

- Mechanical engineering
- Disposal systems
- Food industry
- Patient transfer systems
- Pharmaceutical Industry
- Road construction
- Container trolleys
- Platform trucks
- Baggage carts
- Order picking trolleys
- Tool trolleys
- Table trolley

HEAVY DUTY CASTORS

- Industrial manufacturing
- intralogistics
- Assembly units
- Transport logistics
- Warehouse stacker cranes
- Forklift trucks
- Transport vehicles
- Municipal vehicles



CONTENTS



TECHNICAL GUIDE

14 Structure of the swivel heads and plate dimensions
18 Terms and dimensions for wheels and castors
19 Manoeuvrability
20 Floor conditions and bearing capacity
21 Types of wheel bearings, starting and rolling resistance
22 Different wheel and tread types
24 Brakes and fastenings
26 Resistance to environmental influences
28 Improper use
30 Product liability information

WHEELS

34 Flanged wheels and pulleys
35 Wheels
64 Axles
65 Wheel sets
66 Equipment

FURNITURE CASTORS

70 Furniture castors
77 Office chair castors
88 Furniture technology

APPARATUS CASTORS

94 Apparatus castors
106 Heavy apparatus castors
110 Plastic castors

TRANSPORT CASTORS

116 Transport castors
137 Swivel castors with central brake
141 Swivel castors with load-dependent directional lock
144 Swivel castors with directional locking device
146 Foot guard
147 Compact castors

STAINLESS STEEL CASTORS

152 Stainless steel castors
158 Stainless steel heavy duty castors

HEAVY-DUTY CASTORS

162 Heavy duty castors
174 Heavy duty double castors
176 Spring-mounted heavy duty castors



SPECIAL CASTORS AND SYSTEMS

180 BS-eTec
184 Container castors
187 Air Cargo Castors
188 Locking feet + levelling castors
190 Special castors
192 Heat-resistant wheels and castors
194 Theatre castors
198 Construction fence accessories
200 Scaffolding castors

CONVEYING TECHNOLOGY

204 Roller stands for material feed
208 Ball transfer units
212 Roller tracks / Omnidirectional roller tracks
215 Roller rails
216 Pallet roller rails
217 Conveyor rollers:Conveyor rollers
250 Roller conveyors

TRANSPORT AIDS

258 Packing blankets / Craftsman's mats
259 Transport roller and lifter
260 All-purpose dollies
262 Transport aids
263 Clamp panel roller
264 Article number directory

THAT MAKES US YOUR **IDEAL CASTOR PARTNER**

EXPERTISE

- Wide-ranging expertise in castors and wheels, from 15 mm diameter to 12 t load capacity
- Standard-specific production for different market segments

FUTURE ORIENTATION

- Innovative alignment of the product portfolio to meet individual customer and market-specific require-ments
- Continuous optimisation of production and process workflows
- Training of young professionals to secure the future of the company

QUALITY

- Production of our own tools for sheet metal and plastic processing
- Consistent quality through product- or project-specific process controls
- Excellent quality in customer service and expert advice

RELIABILITY

- Intelligent corporate concept for decades
- Fast availability, large stocks available in our modular based product warehouse
- Continuity through strategic and long-term partnerships
- Transparency through open, solution-oriented communication

CUSTOMER ORIENTATION

- Fast decision making processes
- Customer-specific design and CI implementation
- Customised supply chain management: just-in-time delivery; data exchange; 2D/3D drawings; data sheets, dispatch notifications, stock level integration
- Fixed contact persons in the office and in the field for optimal support of customer requirements

WE ARE VERY PROUD
OF THESE FIGURES

More than **75** years experience

4
Technical advisers in-house

2 Mio
More than 2 million castors sold per year

More than **12.000**
article variants

family business

Represented In more than **20**
countries around the world

24
Hours delivery service

WE ARE ALWAYS THERE FOR YOU. **RIGHT ON THE SPOT ...**

Proximity to our customers is what you can expect from us, both domestic and internationally. Our specialists will advise you at home and abroad.

Customised wheels and transport solutions

Since its foundation in 1946, Konijnenburg has been a leading supplier of wheels and castors for the industry, with a range of more than 12,000 different variants. As castor experts, we are continuously developing our products: optimal rolling properties, high load capacities and solutions tailored to specific customer requirements at a competitive price. To date, the continuity of our family business is guaranteed. For more than 75 years, we have specialised in the development and delivery of high-quality castors for various sectors, such as agriculture and horticulture, waste collection and recycling, intralogistics, internal transport and industry. We also supply our extensive range to maintenance companies and through a dealer network. We can deliver quickly from our warehouse. With more than 4,500 loyal customers, Konijnenburg continues to grow rapidly.

What we stand for

We work every day to make work easier. With our technical sales team, we always offer appropriate sales advice. This is part of the top service we provide to our customers. This is evident in the design of our products and in the way we interact with our customers, employees and business partners. This is how we ensure the best value for money for the solution that best suits your application.

... OR DIRECTLY ONLINE.

Our website gives you instant access to all products, dimensions, information and CAD drawings.

https://www.wielen.nl
https://www.industrialwheels.com
https://www.konijnenburg.nl

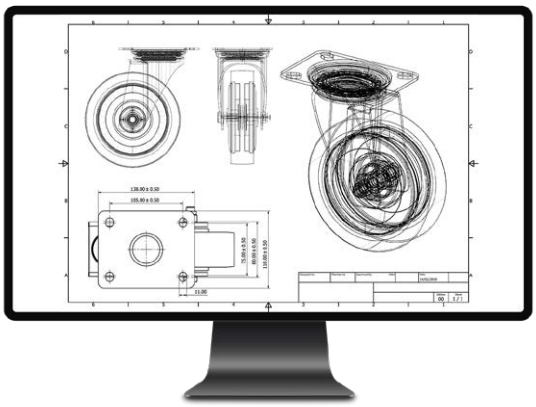

Request a catalogue

Find your technical consultant

Our website with all available information

OUR SHOP SYSTEM
WORKING FOR BOTH OF US.

For our B2B retail partners, we are not only their top supplier – they also value our intelligent shop system. With a well-thought-out and self-explanatory presentation of the different product groups, we guide and inform their customers and trigger sales without tying up staff.
If you would also like to benefit from our shop system, simply request your customised shop design from our experts!

Of course, we also support our retail partners with professional data management.

Based on our PIM system, we provide all product data, including 2D and 3D data, as well as high-resolution images in various formats and according to individual customer requirements.

Not a B2B customer of Konijnenburg yet? No problem! Simply send us your B2B customer enquiry.

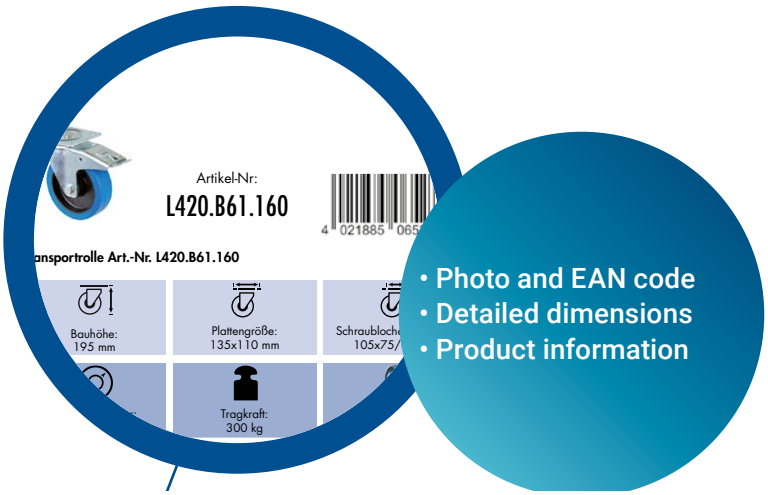



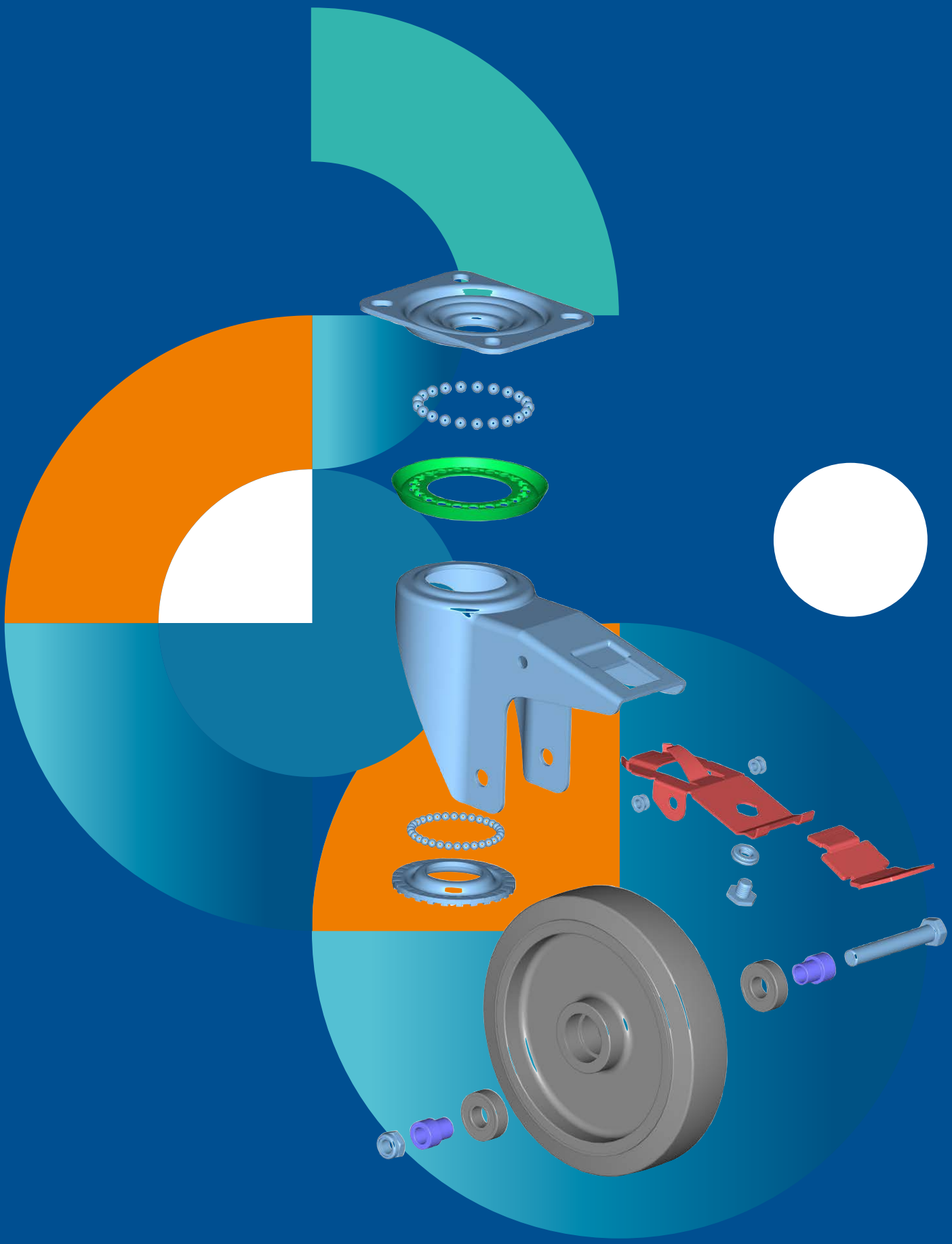

TERMS AND DIMENSIONS
MANOEUVRABILITY
FLOOR CONDITIONS
LOAD CAPACITY
STORAGE TYPES
STARTING AND ROLLING RESISTANCE
WHEEL AND TYRE TYPES
LOCKS AND FASTENINGS
FORK HEADS AND PLATE DIMENSIONS
RESISTANCE AND ENVIRONMENTAL INFLUENCES

Selecting the right castors and wheels is almost an art in itself. With our technical guide, we want to enable you to choose the optimal castor for your requirements. We provide you with technical information on the different design solutions our products offer, how to select and calculate them and help highlight the features and benefits to each one.

TECHNICAL EXPLANATIONS
CALCULATION FORMULAS
PRODUCT APPLICATIONS

TECHNICAL GUIDE

Structure of the swivel heads

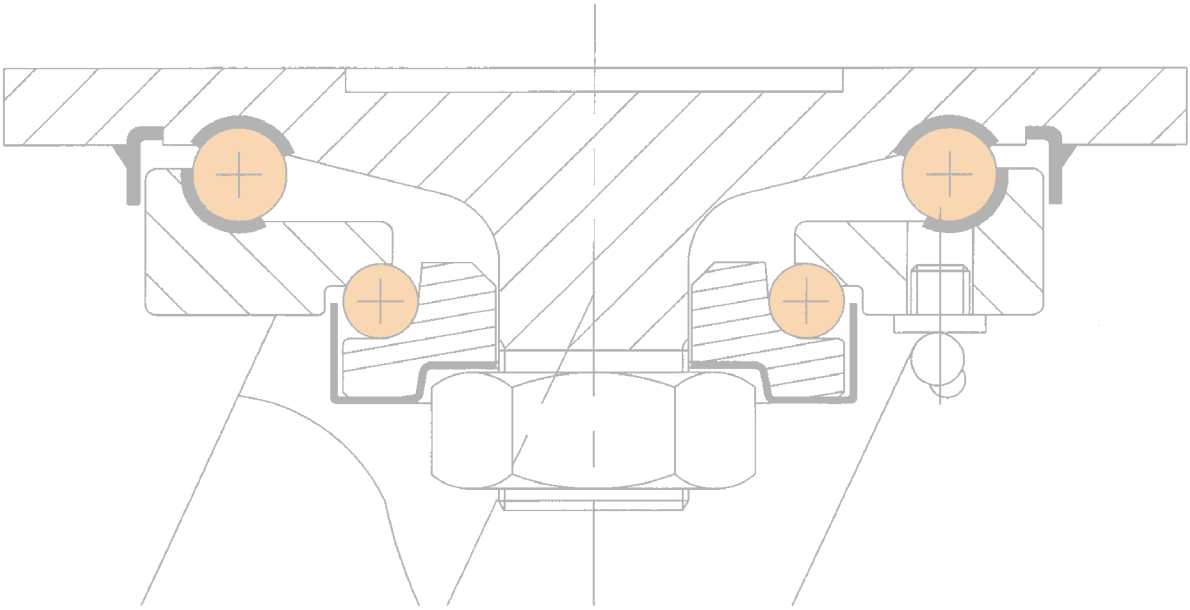

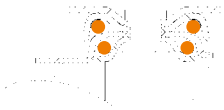

Series A300, A800 ...

Wheel Ø	50, 75, 100 mm
Plate	60 x 60 mm
Load capacity	50 – 70 kg

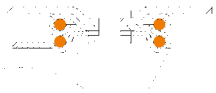

Series B100, B800 ...

Wheel Ø	50, 75 mm
Plate	60 x 60 mm, 77 x 67 mm
Load capacity	70 – 120 kg

Series C100 ...

Wheel Ø	80, 100, 125, 150 mm
Plate	77 x 67 mm, 94 x 64 mm,
Load capacity	80 – 100 kg

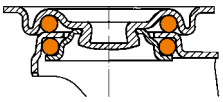

INOX

Series G100 ...

Wheel Ø	50, 75, 100, 125 mm
Plate	60 x 60 mm, 77 x 67 mm
Load capacity	40 – 100 kg

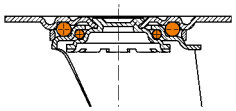

INOX

Series H100 ...

Wheel Ø	80, 100, 125, 150, 160, 200 mm
Plate	100 x 80 mm, 135 x 110 mm
Load capacity	130 – 200 kg

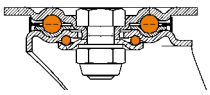

INOX

Series HS100 ...

Wheel Ø	100, 125, 150, 200 mm
Plate	100 x 75 mm, 132 x 110 mm
Load capacity	300 – 700 kg

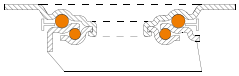

Series L400, L800 ...

Wheel Ø	80, 100, 125, 140, 150, 160, 180, 200 mm
Plate	104 x 80 mm, 115 x 85 mm, 135 x 110 mm
Load capacity	100 – 400 kg

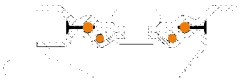

Series L400 ...

Wheel Ø	250, 280 mm
Plate	186 x 170 mm
Load capacity	300 – 350 kg

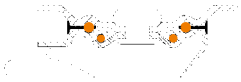

Series L500, LB500 ...

Wheel Ø	100, 125 mm
Plate	135 x 105 mm, 135 x 114 mm
Load capacity	140 – 350 kg

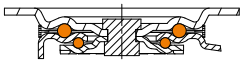

Series LM400 ...

Wheel Ø	100, 125, 150, 160, 200 mm
Plate	104 x 80 mm, 105 x 85 mm
Load capacity	400 – 500 kg

Structure of the swivel heads

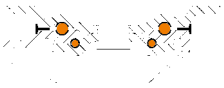

Series L600 ...

Wheel Ø	125, 150, 200, 250 mm
Plate	135 x 110 mm
Load capacity	700 – 1500 kg

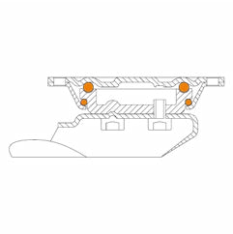

Series N100 ...

Wheel Ø	100, 125, 150, 160,200,250 mm
Plate	138 x 110 mm
Load capacity	500 – 600 kg

Swivel head protective sealing

Series R100 ...

Wheel Ø	85 mm
Plate	190 x 175 mm
Load capacity	800 – 1200 kg

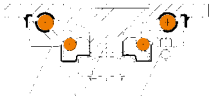

Series R100 ...

Wheel Ø	80, 100 mm
Plate	138 x 110 mm
Load capacity	150 – 1500 kg

Series R100 ...

Wheel Ø	100, 125, 160, 200, 250 mm
Plate	138 x 110 mm
Load capacity	150 – 1500 kg

Series R100 ...

Wheel Ø	150, 200, 250, 300 mm
Plate	175 x 140 mm
Load capacity	350 – 2000 kg

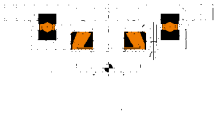

Series R100 ...

Wheel Ø	150, 200, 250, 300, 400 mm
Plate	200 x 160 mm
Load capacity	425 – 5000 kg

Series R100 ...

Wheel Ø	200, 250, 300, 400 mm
Plate	255 x 200 mm
Load capacity	675 – 7500 kg

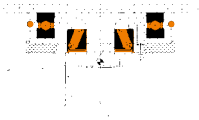

Series S100 ...

Wheel Ø	100, 125, 160 mm
Plate	138 x 110 mm
Load capacity	420 – 1500 kg

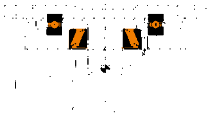

Series S100 ...

Wheel Ø	150, 200, 250, 300 mm
Plate	175 x 140 mm
Load capacity	1000 – 2000 kg

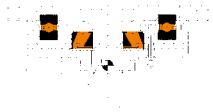

Series S100 ...

Wheel Ø	150, 200, 250, 300, 400 mm
Plate	200 x 160 mm
Load capacity	850 – 5000 kg

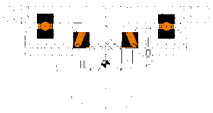

Series S100 ...

Wheel Ø	150, 200, 250, 300, 400 mm
Plate	255 x 200 mm
Load capacity	3000 – 7500 kg

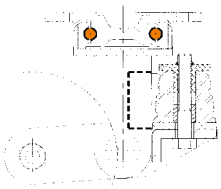

Series T100 ...

Wheel Ø	125, 150, 200 mm
Plate	138 x 110 mm
Load capacity	220 – 600 kg

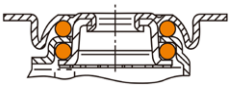

Series C300 ...

Wheel Ø	75 mm
Plate	60 x 60 mm
Load capacity	75 – 100 kg

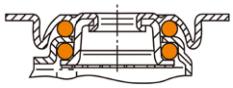

Series C300 ...

Wheel Ø	100, 125 mm
Plate	67 x 67 mm
Load capacity	75 – 100 kg

Plate dimensions

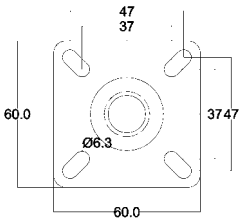

Series A300, A310, A320, A800, A810, A820 ...

Wheel Ø 50, 75, 100 mm

Series B100, B120, B800, B820 ...

Wheel Ø 50 mm

Series G100, G110, G120 ...

Wheel Ø 50, 75 mm

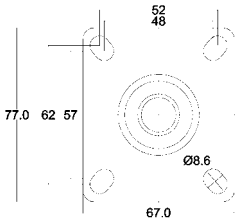

Series B100, B120, B800, B810 ...

Wheel Ø 75 mm

Series C100, C110, C120 ...

Wheel Ø 100, 125 mm

Series G100, G110, G120 ...

Wheel Ø 100, 125 mm

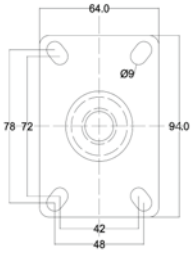

Series C100, C110, C120 ...

Wheel Ø 80, 150 mm

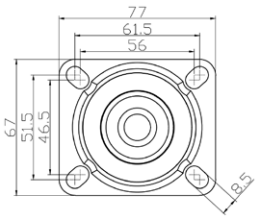

Series C100, C110, C120 ...

Wheel Ø 100, 125 mm

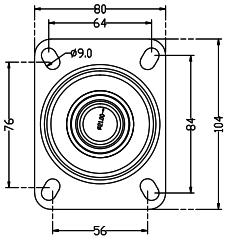

Series L400, L420, L800, L810 ...

Wheel Ø 80, 100, 125 mm

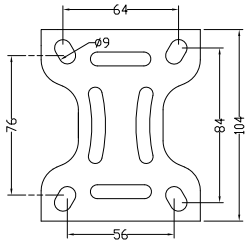

Series L410, L810 ...

Wheel Ø 80, 100, 125 mm

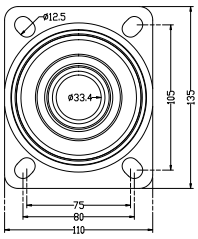

Series L400, L420 ...

Wheel Ø 125, 160, 180, 200 mm

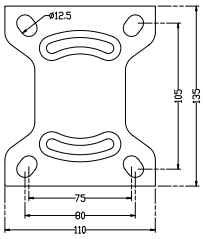

Series L410 ...

Wheel Ø 125, 160, 180, 200 mm

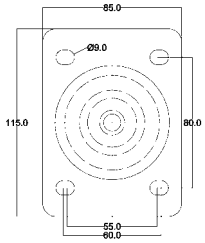

Series LS400, LS410, LS420 ...

Wheel Ø 125 mm

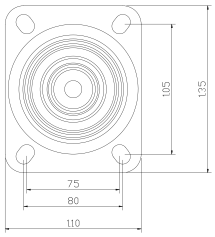

Series LSS400

Wheel Ø 125 mm

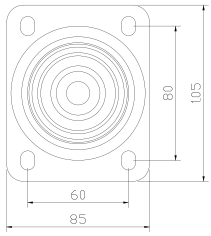

Series LB500

Wheel Ø 100, 125 mm

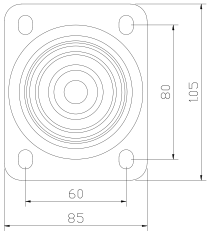

Series LS500

Wheel Ø 100 mm

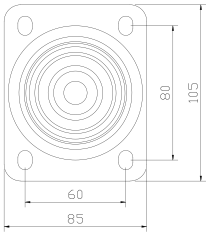

Series L500

Wheel Ø 100 mm

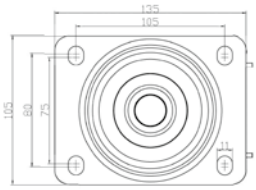

Series LM400

Wheel Ø 100, 125, 150, 160 , 200 mm

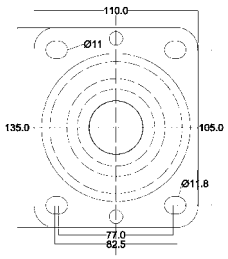

Series N100, N120 ...

Wheel Ø 100, 125, 160, 200, 250 mm

Series H100, H120 ...

Wheel Ø 100, 160 mm

Series HS100, HS120 ...

Wheel Ø 125, 160, 200 mm

Plate dimensions

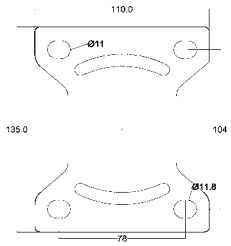

Series N110 ...

Wheel Ø 100, 125, 160, 200, 250 mm

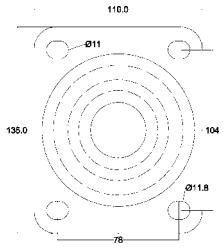

Series L600, L620 ...

Wheel Ø 125, 160, 200, 250 mm

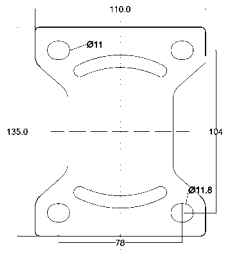

Series L610 ...

Wheel Ø 125, 160, 200, 250 mm

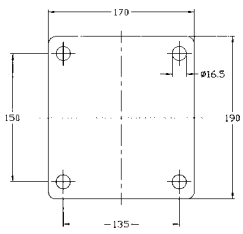

Series R100, R110 ...

Wheel Ø 85 mm

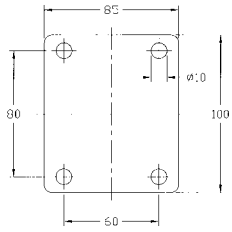

Series R100, R110, R120 ...

Wheel Ø 80, 100 mm

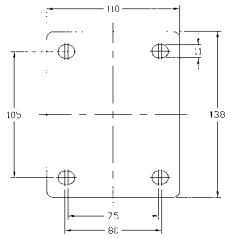

Series R100, R110, R120 ...

Wheel Ø 100, 125, 160, 200, 250 mm

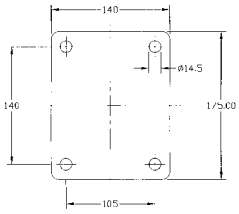

Series R100, R110, R120 ...

Wheel Ø 150, 200, 250, 300 mm

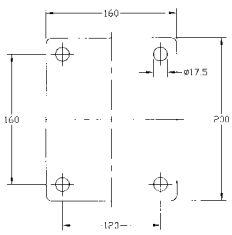

Series R100, R110, R120 ...

Wheel Ø 150, 200, 250, 300, 400 mm

Series S100, S120 ...

Wheel Ø 150, 200, 250, 300, 400 mm

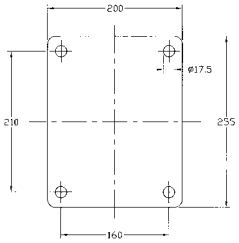

Series R100, R110, R120 ...

Wheel Ø 200, 250, 300, 400 mm

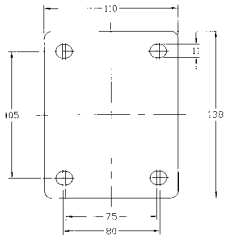

Series S100, S120 ...

Wheel Ø 100, 125, 150 mm

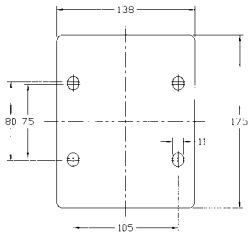

Series S110 ...

Wheel Ø 100, 125, 150 mm

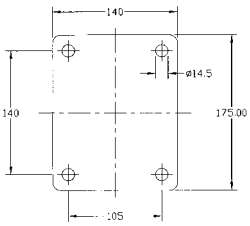

Series S100, S110, S120 ...

Wheel Ø 150, 200, 250, 300 mm

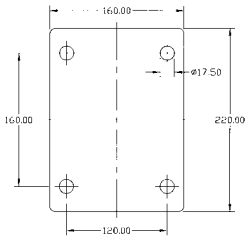

Series S110 ...

Wheel Ø 150, 200, 250, 300, 400 mm

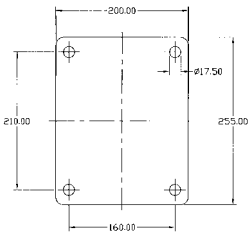

Series S100, S110, S120 ...

Wheel Ø 150, 200, 250, 300, 400 mm

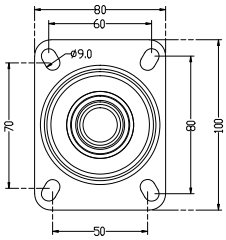

Series H110, H120 ...

Wheel Ø 80, 100, 125 mm

Subject to changes! Therefore, please contact us for binding information on the exact drill hole dimensions before determining the drilling size.

Terms and dimensions for wheels and castors

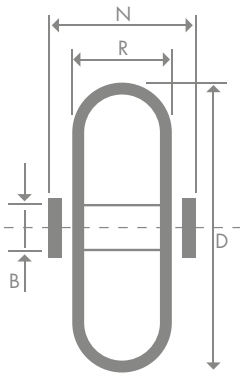

B = bore/axle diameter
D = wheel diameter
N = hub length
R = wheel width

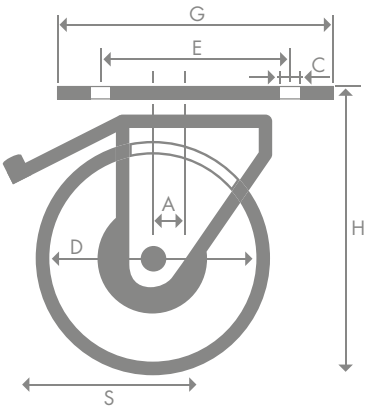

A = offset
C = bolt hole diameter
D = wheel diameter
E = bolt hole centres
G = plate size
H = overall height
S = offset dimensions

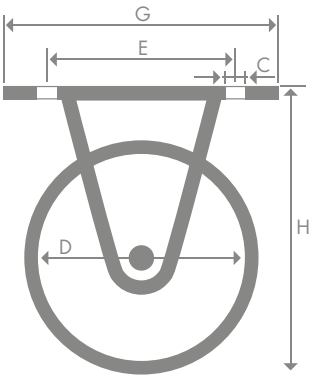

C = bolt hole diameter
D = wheel diameter
E = bolt hole centres
G = plate size
H = overall height

Manoeuvrability

Four swivel castors,
if necessary, a swivel castor with a directional lock can be used.

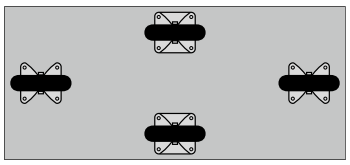

Four fixed castors,
middle fixed castors must be mounted higher.

Two fixed and two swivel castors

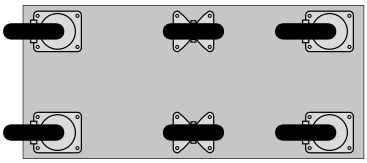

Four swivel castors and two fixed castors

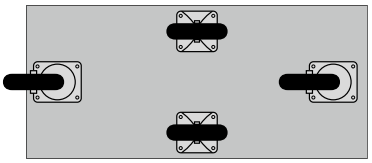

Two swivel and two fixed castors

Three swivel castors

Floor condition

HARD FLOOR = SOFT TREAD

SOFT FLOOR = HARD TREAD

Load capacity

LOAD CARRYING CAPACITY

=

TARE WEIGHT + PAYLOAD

3

The nominal load capacities apply at a speed of 4 km/h on level surfaces and in an ambient temperature of +15°C to +28°C, plus an obstacle height < 5% of the wheel diameter.

Wheel bearing types

Plain bearings

For less frequent use or use in wet conditions, most economical bearing type, corrosion-resistant

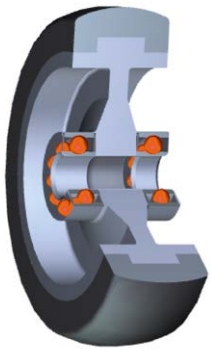

Double ball bearing

Meets the highest demands on load capacity and rolling resistance, especially suitable for heavy duty castors



Roller bearings

Rolling resistance relatively low, even with high loads, resistant, robust, largely maintenance-free



Central ball bearing

Meets the highest demands on load capacity and rolling resistance

Starting and rolling resistance with different types of bearings

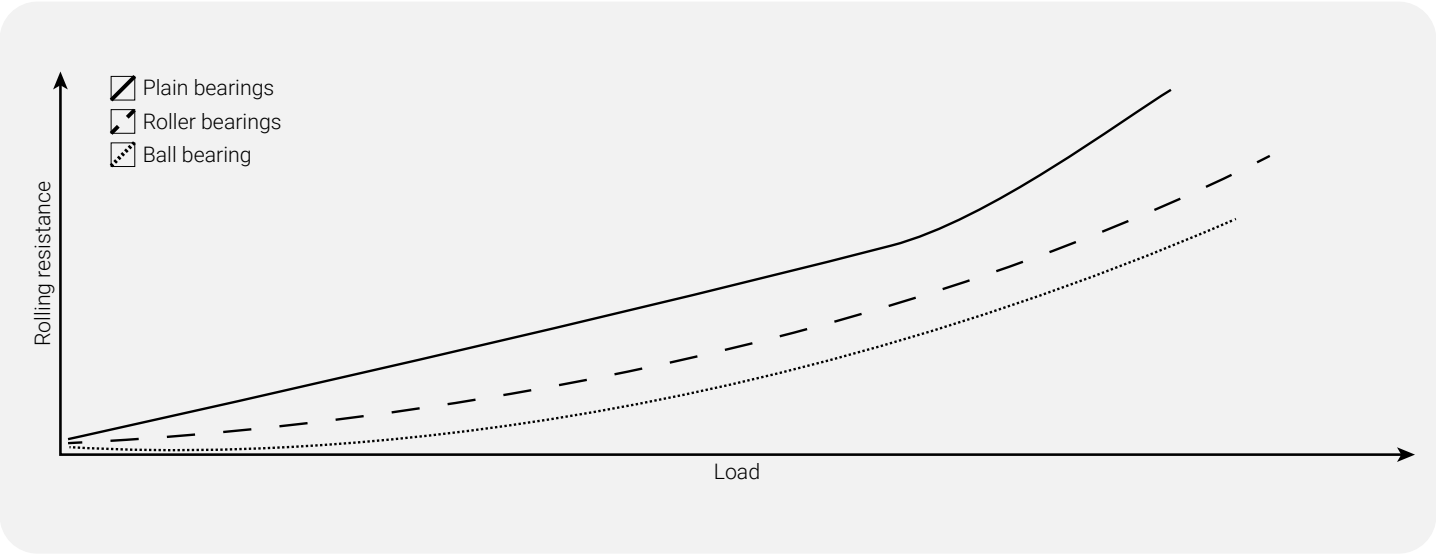

Starting and rolling resistance with different wheel coverings

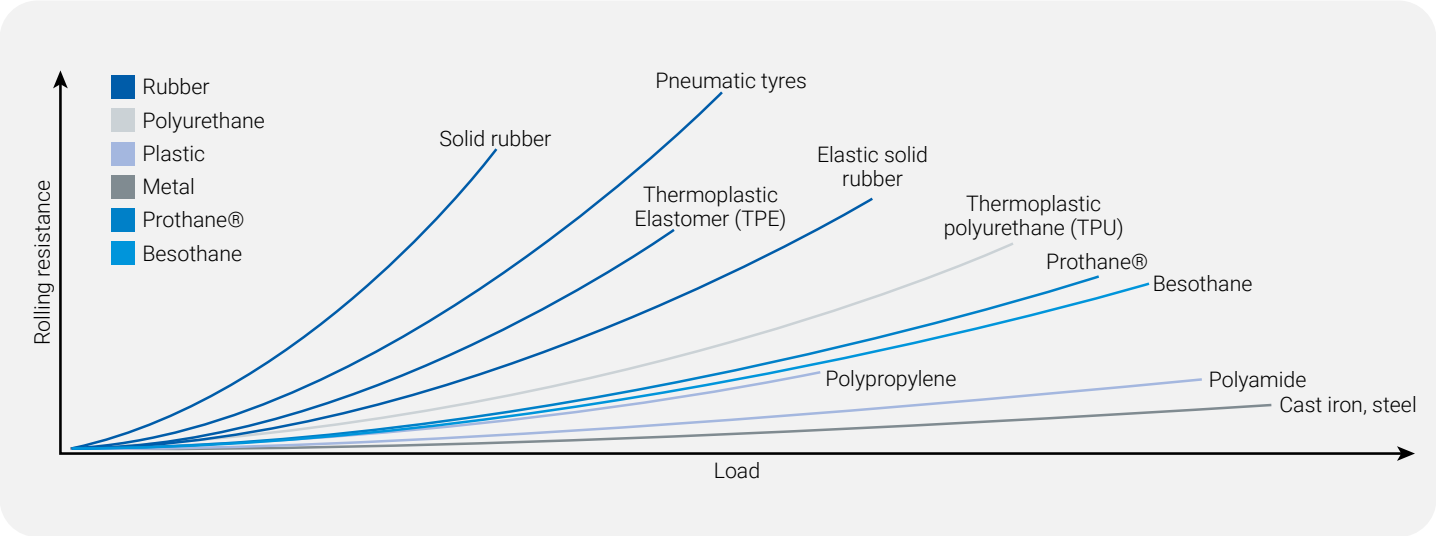

Different wheel and tread types

Cast

- very high load carrying capacity
- abrasion resistant
- insensitive to metal chips and aggressive substances

Solid rubber

- runs quietly
- good floor protection
- shockproof
- vibration dampening

Polyamide/polypropylene

- load bearing capacity
- low maintenance
- argely resistant to salts, fats, acids and alkalis
- non marking, non staining
- very abrasion resistant

Elastic solid rubber

- high load capacity
- good floor protection
- extremely abrasion resistant
- excellent driving and operating comfort

Thermoplastic polyurethane (TPU)

- robust and abrasion-resistant
- non-staining
- good floor protection
- runs quietly
- largely resistant to oils, fats, petrol, chemicals
- elastic

TPE (thermoplastic rubber)

- Very comfortable to drive
- runs quietly
- low rolling resistance
- Non-marking, however, this material contains oil and can lead to contact discoloration on sensitive substrates

Pneumatic

- good shock absorption
- low rolling resistance when used on poor ground
- good floor protection

Besothane

- Optimised crowned profile =>For low starting and rolling resistance
- Less endurance resistance
- Easy running and manoeuvrability
- Less compression set and better abrasion resistance
- resistant to oils, fats and many chemicals

Indestructible wheels (Polyurethane tyres)

- abrasion resistant
- shock and noise absorbent
- durable
- maintenance free
- high load capacity
- not suitable for continuous load

Prothane®

- high load capacity
- robust and abrasion-resistant
- elastic, quiet running
- largely resistant to oils, fats, petrol, chemicals
- does not leave marks

Cross section of an puncture-proof wheel

Vulkollan®

- very high load capacity
  extremely abrasion resistant
  good floor protection
  runs quietly
  Very comfortable to drive

Brake

Wheel lock

Locking of the wheel

Load-dependent directional lock

For optimal tracking when using 4 swivel castors. Automatic positioning at 360° for unloaded rollers.

Total lock in castor

Locking of the swivel head and wheel rotation

Directional lock

Locking of the swivel head in one direction

Forward facing brake

Locking of the swivel head and wheel rotation

Directional lock

Locking of the swivel head in one direction

Central locking device in the castor

Locking of the swivel head and wheel rotation without changing the position of the brake. Possibility of central locking of up to 4 castors.

Fixings

Bolt hole

For inserting screws to fasten to metal or wooden structures (Ø 8, 10, 12 mm)

Plate

For screwing onto metal or wooden structures

Steel stem

For stable attachment of tubes

Expansion sleeve fastener for tubes

Threaded stem

For screwing to metal or wooden structures (M8, M10, M12)

Resistance to environmental influences

Chemistry	Material				
	Concentration	Rubber	Polyamide	Polyurethane	Polypropylene
Acetaldehyde	40%	+	+	=	+
Acetic acid	30%	=	++	=	++
Acetone		++	++	=	+
Acetylene		++	++	++	
Acrylic acid > 30° C			=	=	
Alkyl alcohol		++	+	=	
Alkylbenzenes			++		
Aluminium acetate		++			
Amine, aliphatic			++		
Amino acid mixtures			++		
Ammonium bicarbonate			++		
Ammonium carbonate		++		=	
Ammonium hydroxide				=	
Ammonium nitrate		+		++	++
Ammonium rhodanide			++		
Ammonium salts			++	=	++
Ammonium sulphate		+		++	++
Amyl acetate		++	++	=	++
Amyl alcohol		++	++	+	++
Aniline		=	+	=	++
Anthraquinone, 85% C			++		
Aqua regia		=	=	=	=
Barium salts		++	+	++	++
Beer		++	++	++	
Bitumen		=	++	++	
Borax		++		++	
Boric acid, aqueous	10%	++	+	++	+
Bromine		=	=	=	=
Butane		=	++	++	
Butter		=	++	++	
Butylene dichloride		=		=	
Calcium salts				+	++
Carbolineum		=	++	=	
Carbon monoxide, hot			++	=	
Carbon tetrachloride		=	++	=	
Carbonic acid				++	
Casein			++		
Castor oil				++	
Caustic potash				=	
Caustic soda				=	
Chlorine, chlorinated water		=	=	=	=
Chromic acid, aqueous	10%	=	+	+	=
Citric acid, aqueous	10%	++	++		
Citrus oils			++		
Cobalt salts, aqueous	20%		+		
Coconut oil		=	++	++	
Copper chloride		++		++	
Copper salts, aqueous	10%		=	++	
Copper sulphate		+	+	++	++
Cottonseed oil				++	
Cresol			=	++	
Cyclohexanol		+	++	+	
Descaler, aqueous	10%		++		
Dichlorobenzene		=	++	=	=
Diethylene glycol		++	++	++	
Dimethyl aniline				=	
Dimethyl ether		+	++	++	++
Dimethylformamide		+	++	=	++ 1)
Ethanolamine				=	

Chemistry	Material				
	Concentration	Rubber	Polyamide	Polyurethane	Polypropylene
Ether			++	++	
Ethyl acetate		+	++	=	
Ethyl alcohol		++	+	++	++
Ethylene				++	
Fatty acids			++	++	
Ferric chloride, acidic	10%	+	=	+	++ 1)
Flue gas				=	
Fluorine		=	=	=	=
Formaldehyde	30%	++	++	+	++
Formamide, pure		++	++	+	
Formic acid	10%	+	=	=	++ 2)
Furfural			++	=	
Gasoline, petroleum ether		=	++	++	=
Gelatine				++	
Glacial acetic acid		+		=	++
Glucose		++		++	
Glue				++	
Glycerine		++	++	++	++
Glycol		++	+	+	++
Hexane		=	++	++	
Hydraulic fluids		=	++	=	
Hydrochloric acid, aqueous	30%	+	=	=	++
Ink, Indian ink		++	++	++	
Iodine tincture		++	=	=	++
Iron sulphate				++	
Isopropyl chloride		=		=	
Isopropyl ether		++		++	
Lactic acids		=	=	=	++
Lead acetate, aqueous	10%	+	++	++	=
Lead nitrate		++		++	
Liquid ammonia	20%	++	++	=	++
Magnesium salts, aqueous	10%		++	++	++
Malic acid			++	+	++ 2)
Manganese salts	10%		+		
Mercury chloride			=	++	++
Methyl alcohol		+	+	++	++
Methyl ethyl ketone		=	++	=	++
Methylene chloride		=	=	=	
Methylpyrrolidone				=	
Milk		++	++	++	
Mineral oils		=	++	++	
Monobromobenzene		=		=	
Mortar, cement, lime		++	++		
Mustard				++	
Naphthalene		=	++	=	++ 3)
Nickel chloride, aqueous	10%	++	+	++	
Nickel salts, aqueous	10%		+	++	
Nickel sulphate, aqueous	10%	+	+	++	
Noble gases			++		
Oil		=	++	++	
Oleic acid		=	++	++	
Oxalic acid, aqueous	10%		+		++
Ozone		=	+	++	
Palmitic acid		=	++	=	
Paraffin		=	++	=	
Phenyl benzene		=		=	
Phenylethyl ether		=		++	
Phosphoric acid, aqueous	10%	+	=		++
Potassium chloride	10%	+	++	++	++ 1)

++ Resistant + conditionally resistant = Non-resistant 1) max. 20° C 2) max. 60° C 3) Crystalline

This information is not legally binding.

Resistance to environmental influences

Chemistry	Material				
	Concentration	Rubber	Polyamide	Polyurethane	Polypropylene
Potassium cyanide				+	
Potassium hydroxide			++	=	++
Potassium sulphate		++		++	++
Propane		=	++	++	
Propyl alcohol				+	
Road salt (solutions)			++		
Silver nitrate		+		++	++
Soda solution, aqueous	10%	++	++		
Sodium carbonate, aqueous	10%		++	=	++
Sodium chloride, aqueous	10%	+	=	++	++ 1)
Sodium cyanide, aqueous	10%		++	=	
Sodium hydroxide	50%	++	+	=	++
Sodium hydroxide, aqueous				=	++
Sodium nitrate, aqueous	10%	++	++	++	++
Sodium phosphate, aqueous	10%	++	++	++	++
Sodium silicate, aqueous	10%	++	++	+	
Sodium sulphate, aqueous	10%	++	++	++	
Sodium sulphide, aqueous	10%	+	++	+	
Sodium thiosulfate	10%	++	++	+	
Spruce needle oil		=		++	
Stearic acid		=	++	=	

Chemistry	Material				
	Concentration	Rubber	Polyamide	Polyurethane	Polypropylene
Sulphurous acid		+	+	=	++
Tannic acid	10%	++			
Tartaric acid, aqueous	10%	++	++	+	
Toluol		=	++	=	=
Trichlorethylene		=	+	=	=
Turpentine oil		=	++	+	=
Uranium fluoride			=		
Uric acid, aqueous	10%	++	++		
Urine		++	++		
Vaseline			++	=	++ 2)
Vegetable oils		=	++	++	
Vinyl chloride, 80°C			++		
Washing lye, 80 ° C		++	++		
Wastewater			++	+	
Water (sea water)		++	++	+	
Water, cold		++	++	++	
Water, up to 80°C		+	++	=	
Wax, 80°C			++		
Xylol		=	++	=	=
Zinc chloride, aqueous	10%	++	+	=	++
Zinc rhodanide	30%		=		

++ Resistant + conditionally resistant = Non-resistant 1) max. 20° C 2) max. 60° C 3) Crystalline

This information is not legally binding.

Operating Temperatures

Tyre Material	Operating Temperatures
material	
Elastic rubber	-20 °C/+80 °C
Solid rubber/plastic rim	-20 °C/+60 °C
Solid rubber/steel rim	-20 °C/+80 °C
Thermoplastic rubber	-20 °C/+60 °C
Pneumatic wheel (rubber)	-20 °C/+40 °C
Cast polyurethane	-20 °C/+70 °C
Prothane®	-20 °C/+70 °C
Besothane	-20 °C/+70 °C
Thermoplastic polyurethane	-20 °C/+70 °C
Polyamide	-20 °C/+80 °C
Polypropylene	-20 °C/+60 °C
Cast	-20 °C/+120 °C
Silicone	-20 °C/+250 °C
Thermoplastic mixture	-40 °C/+280 °C

Improper use

overloading
the load capacity

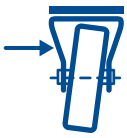

overloading
due to lateral force

overloading
due to impact

overloading
due to movement in the locked state

overloading
due to uneven floors

overloading
due to chemical influences

overloading
due to excessive speed

overloading
due to thermal effects

Improper use of the wheels exists if:

- the wheels and castors are used with a load capacity that exceeds the maximum load capacity as shown in the manufacturer‘s technical data;
- the use takes place on an unsuitable surface;
- they are exposed to too high or too low ambient temperatures;
- a device with locked wheels and castors is forcibly moved;
- fixed castors are moved lateral to the direction of travel;
- particularly aggressive substances are able to act;
- improper impact and drop loads are able to act on wheels and castors;
- foreign bodies are able to penetrate the tread;
- the wheels and castors are being moved or driven at too high a speed;
- modifications are made that have not been agreed with the manufacturer;
- soft tread is used on soft floors, hard tread is used on hard floors.

Technical guide

Structure of the article number

A300 A80 100

- 100 — Wheel diameter
- A80 — Wheel type
- A300 — Housing type

Fixings

Example
A300, A301, A303 etc.

0 = Screw-on plate
1 = Bolt hole
2 = Pin
3 = KO pin 11 mm
4 = Spreader mounting
5 = Threaded stem

Housing type with plate

A300
Swivel castor

A310
Fixed castor

A320
Swivel castor with lock

A330
Swivel castor with directional lock

L440
Swivel castor with central locking

Symbols used in this catalogue

bolt hole centres
mm

Plate size
mm

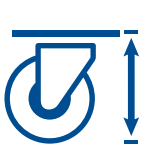

Overall height
mm

Wheel width
mm

Groove depth
mm

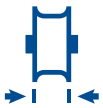

Groove width
mm

Bolt hole diameter
mm

Offset
mm

Bolt hole diameter
mm

Wheel diameter
mm

Axle hole/diameter
mm

Axle

Ball bearing

Load carrying capacity
kg

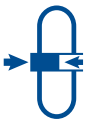

Offset hub length
mm

Hub diameter
mm

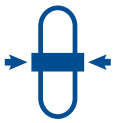

Hub length
mm

Threaded stem

Pin/tenon

Expansion sleeves

RAL colour

Overall length
mm

Total height
mm

24 h Service

Stainless steel

New article

Product liability information

All deliveries by BS Rollen GmbH are subject to our delivery and payment conditions, which can be viewed at www.bs-rollen.de/agb/. When assessing our liability and obligations as the manufacturer of our products, in particular in accordance with Section 4 of the Product Liability Act and Section 3, Paragraph 2 of the Product Safety Act, all the information and notes about BS Rollen products available on the website www.bs-rollen.de and contained in our product catalogue www.bsollen.de/service/downloads/ must be observed. Non-observance releases us as manufacturer from liability.

1.0 Product information and intended use

Wheels and castors in the sense of this definition are components that are generally replaceable and that are attached to devices, furniture and transport systems or related products to make them drivable.
This product information relates to wheels and castors, in particular to passively steering castors (swivel castors), for vehicles and devices that are not moved by machines, hereinafter referred to as objects, which are usually not moved faster than walking speed (4 km/h) and are not in continuous operation. Wheels and castors in the sense of this product information can be classified for the following areas of application:

Living area:
e.g. seating, home furniture

Service sector:
- general service sector, e.g. shopping trolleys, office furniture
  hospital sector, e.g. hospital beds

Industrial sector:
- e.g. transport equipment for medium weight and heavy loads

Proper assembly in particular forms part of the intended use:

a. The product must be firmly connected to the object at all points provided for this.
b. The object must have sufficient strength at these points.
c. The function of the product must not be impaired or changed by assembly.
d. Swivel castors must be mounted in such a way that their swivel axes are vertical.
e. Fixed castors must be installed in such a way that their wheel axles are aligned with one another.
f. Only castors of the same construction height are to be used on an object.
g. Wheels made of thermoplastic elastomers (TPE) contain oil and can cause contact discolouration on sensitive surfaces.

Special design products must be specified for damp rooms, direct weathering, near the sea or for use in aggressive, corrosive environments. Unless a further temperature range is specified for standard products in our catalogue, these are suitable for use in a temperature range between 5°C and 30°C. Special design products must be specified for use outside this temperature range; under no circumstances may standard products be operated with nominal load under such conditions. The wheel, housing, locking device and axle accessories form a functional unit. Liability exists only for original products. When selecting the castors, all possible loads must be known. Otherwise, these must be estimated with sufficient safety margins (see technical advisor).

2.0 Misuse

Misuse – i.e. improper product use of wheels and castors – exists, for example, if

a. The wheels and castors are used with a higher load capacity than the max. load capacity appearing in the catalogue.
b. It is used on unsuitable, uneven ground.
c. The ambient temperature is too high or too low.
d. A device with locked castors is forcibly moved or the locking device is used as a travel brake.
e. Particularly aggressive media are able to act.
f. There are improperly rough impacts and drop loads.
g. Foreign bodies are able to penetrate the wheel tread.
h. The wheels and castors are used at too high a speed.
i. Modifications are made that have not been agreed with the manufacturer.
j. Mechanical damage occurs due to external influences or collisions.

3.0 product performance

If the product services are not individually specified in our catalogues, brochures, service descriptions, etc., the requirements for our wheels and castors or their components must be agreed with us. The relevant DIN, ISO and EN standards provide an orientation.
Unlike standard wheels and castors, the locking forces of castors with locking systems are designed to have optimal ratio between high locking force and, at the same time, low actuation force.

4.0 Product maintenance

Recommended annual maintenance/inspection:
1. Products with a grease nipple should be re-lubricated once a year until some grease seeps out of the bearings. We recommend an all-purpose calcium complex soap grease (Renolit CX-EP 2 or similar) with a usage temperature of -30°C to +140°C. For differing application conditions, we recommend an adapted lubricant.
2. Check screw connections for tight fit.
3. Functional check of wheel, rotating collars, brake, directional lock, brakes and other accessories.
4. Check wheel bearing play and rotating collar play, ideally in accordance with DIN EN 12530 to 12533. (ISO 22881 to ISO 22884)
5. Check the air pressure on pneumatic tyres according to the information in the BS roller general catalogue.
6. Check for wear and abrasion on solid rubber tyres and treads. Guide value: max. abrasion < half the layer thickness

We recommend carrying out the above measures more frequently if the operating conditions differ significantly from the standard.
Only cleaning agents that do not contain any corrosive or damaging components may be used.
Castors or their components must be replaced as soon as malfunctions occur.

5.0 Information and instruction obligations

The following are available to fulfil the information and instruction obligations as well as the maintenance work according to the product liability law:
- for trade
  Catalogues with product and user information
- for the further processor:
  Catalogues with product and user information
- for the user:
  Product and user information

Further information can be found on our website: www.bs-rollen.de

To ensure the function of wheels and rollers
- tradespersons are required to observe this product information (items 1.0 - 5.0) and the user information and, if necessary, request it from the manufacturer and pass it on to the processor.
- processors are required to observe this product information (points 1.0 - 5.0) and the user information and, if necessary, request it from the manufacturer and pass it on to the user.

Illustrations, drawings, dimensions, etc. are subject to change and are therefore not binding.

Regarding product information on the BS-eTec, please refer to the corresponding (technical) documentation.

flat-free

DOOR AND GATE CONSTRUCTION
MODEL AND TOY MAKING
WHEELBARROWS/ SACK BARROWS
PALLET TRUCKS
MECHANICAL ENGINEERING
APPARATUS ENGINEERING
BAKERIES
MEDICAL TECHNOLOGY
FURNITURE MAKING
INTRALOGISTICS

The range of wheels and castors that we offer is as diverse as your requirements. You can combine individual wheels for your special needs with our different fork or housing types or axle sets. Particularly when it comes to replacement needs, individual wheels are a sustainable choice that allow you to continue using existing housings or axles.

Of course, you can also order many wheels individually from our complete range of rollers. We invite you to take a look at our entire range of rollers.

OUR
DOOR ROLLERS/PULLEYS
WHEELS
HEAT-RESISTANT WHEELS
CAST IRON WHEELS
PALLET TRUCK WHEELS
AXLES
WHEEL SETS
ACCESSORIES

WHEELS

Door wheels and rope pulleys

Rope sheave

Wheel body **Plastic** Bearing **Plain bearing**

mm	mm	kg	mm	mm	mm	
40/32	12	35	15	6	8	A30.040
48/40	12	45	15	8	8	A30.048
65/57	12	50	15	8	8	A30.065
76/66	15	75	17	11	10	A30.076
80/62	22	140	25	12	12	A30.080

Rope sheave

Wheel body **Plastic** Bearing **Ball bearing**

mm	mm	kg	mm	mm	mm	
40/30	13	50	5	8	5	A35.040
65/55	12	65	5	10	8	A35.060
78/56	15	138	5	10	8	A35.078
78/66	19	245	10	15	12	A35.079

Door castor

Wheel body **Cast iron** Bearing **Roller bearing and axle**

mm	mm	kg	mm	mm		
60/50	16	30	5	8/9	M12x53,5	A15.060
75/61	17	40	7	10/11	M12x65,5	A15.075
90/74	21	50	8	11/13	M12x67,5	A15.090
105/89	21	70	8	11/13	M12x67,5	A15.105
120/100	23	100	10	12/14	M12x77,5	A15.120
140/116	25	150	12	14/16	M12x77,5	A15.140

Sliding door roller with bracket

Wheel body **Cast iron** Bearing **Plain bearing**

mm	kg	For guide rail width/thickness	Thickness of bracket			
		mm	mm	mm	mm	
60	30	25/6 - 35/6	25x5	25/6 - 35/6	6.5	A25.060
75	40	35/8 - 50/8	30x6	35/8 - 50/8	7	A25.075
90	50	40/10 - 55/10	35x8	40/10 - 55/10	9	A25.090
105	70	40/10 - 55/10	40x8	40/10 - 55/10	9	A25.105
120	100	45/10 - 60/10	50x8	45/10 - 60/10	11	A25.120
140	150	55/12 - 70/12	50x10	55/12 - 70/12	11	A25.140

Wheels

15 – 70 kg

Steel disc wheel

Tread **Black PVC tyre** Wheel body **Steel rim** Bearing **Plain bearing**

mm	mm	kg	mm	mm	
130	20	15	12	31	A70.130
180	25	20	12	33	A70.180
210	22	50	12	47	A70.210

Plastic disc wheel

Tread **Black PVC tyre** Wheel body **Plastic** Bearing **Plain bearing**

mm	mm	kg	mm	mm	
148	35	35	12	34	A75.146
175	34	40	12	33	A75.165

Skater wheel

Tread **Plastic** Wheel body **Plastic** Bearing **Plain bearing**

mm	mm	kg	mm	mm	
50	18	40	8	22	A73.050
75	23	50	8	30	A73.075

Skater wheel

Tread **Polyurethane black** Wheel body **Plastic black** Bearing **Ball bearing**

mm	mm	kg	mm	mm	Shore A		
63	18	35	8	18	85	608 2RS	A76.063
76	24	40	8	24	85	608 2RS	A76.076
80	24	50	8	24	85	608 2RS	A76.080

Skater wheel

Tread **Polyurethane transparent** Wheel body **Plastic silver grey** Bearing **Ball bearing**

mm	mm	kg	mm	mm	Shore A		
100	24	60	8	24	85	608 2RS	A76.100
125	24	70	8	24	85	608 2RS	A76.125

Rubber wheel

Tread **Thermoplastic rubber grey** Wheel body **Plastic** Bearing **Plain bearing**

mm	mm	kg	mm	mm	Shore A (+/- 3)	
25	13	30	5	15	85	A80.025
25	20	30	8	20	95	A80.027
30	14	35	5	15	95	A80.030
50	18	50	6	22	85	A80.054
75	24	75	6	28	85	A80.078
80	21	80	12	37	85	A80.081
100	24	55	8	30	85	A80.100
100	28	60	12	32	93	A80.102
100	24	90	8	28	85	A80.105
125	30	100	12	35	85	A80.125
125	28	70	12	32	93	A80.126
150	32	100	15	38	85	A80.151

Rubber wheel

Tread **Thermoplastic rubber grey** Wheel body **Plastic** Bearing **Ball bearing**

mm	mm	kg	mm	mm	Shore A (+/- 3)	
50	18	50	6	22	85	A85.051
75	24	75	6	28	85	A85.076
80	21	80	8	37	85	A85.081
100	30	100	8	36.5	85	A85.101
100	24	90	8	28	85	A85.105
125	31	100	8	36.5	85	A85.125
150	32	100	10	38	85	A85.151

Rubber wheel, electrically conductive

Tread **Thermoplastic rubber grey** Wheel body **Plastic** Bearing **Ball bearing**

mm	mm	kg	mm	mm	Shore A (+/- 3)	
50	18	40	6	22.5	85	A89.050
75	24	50	6	29	85	A89.075
80	30	80	8	36.5	80	A89.081
100	28	70	8	30	87	A89.100
100	30	100	8	36.5	80	A89.101
125	32	100	8	36.5	87	A89.126

Available alternative: Plain bearing

Rubber wheel

Tread **Thermoplastic rubber grey** Wheel body **Plastic red** Bearing **Ball bearing**

mm	mm	kg	mm	mm	Shore A (+/- 3)	
50	18	50	6	22	85	A85.051.F003
75	24	75	6	28	85	A85.076.F003

Rubber wheel

Tread **Thermoplastic rubber green** Wheel body **Plastic black** Bearing **Ball bearing**

mm	mm	kg	mm	mm	Shore A (+/- 3)	
50	18	50	6	22	85	A85.051.F004
75	24	75	6	28	85	A85.076.F004

Rubber wheel

Tread **Thermoplastic rubber light blue** Wheel body **Plastic nature** Bearing **Ball bearing**

mm	mm	kg	mm	mm	Shore A (+/- 3)	
50	18	50	6	22	85	A85.051.F005
75	24	75	6	28	85	A85.076.F005

Rubber wheel

Tread **Thermoplastic rubber black** Wheel body **Plastic black** Bearing **Ball bearing**

mm	mm	kg	mm	mm	Shore A (+/- 3)	
50	18	50	6	22	85	A85.051.F006
75	25	75	6	28	85	A85.076.F006

Wheels

Solid rubber wheel
thermoplastic rubber, yellow, non-marking, on nylon wheel body (A80.050.SO = grey tread)

mm	mm	kg	mm	mm	
49	18	40	8	22	A80.050.SO

Nylon wheels
blue with ball bearing bearing caps hardened for roller track use

mm	mm	kg	mm	mm	
48	16	5.4	8.2	24	A60.048

Sheet steel wheels
silver with ball bearing bearing cups hardened for roller track use

mm	mm	kg	mm	mm	
48	16	7.7	6.2	24	A65.048
48	16	7.3	8.2	24	A65.049

Available variant: Normal small castors with buffer ring made of PU



Multi-directional rollers
Plastic, hard tread

mm	mm	kg	mm	mm	
50	39.5	10	8.2	40	A59.050
60	51.5	20	8.2	40	A59.060
80	61.5	40	8.2	44	A59.080

Wheels

Rubber wheel

Tread **Rubber grey** Wheel body **Plastic** Bearing **Ball bearing**

mm	mm	kg	mm	mm	Shore A (+/- 3)		
100	32	35	8	36	70	6000	A86.100
125	32	35	8	36	70	6000	A86.126
150	33	40	8	36	60	6000	A86.151

Polyurethane wheel

Tread **Polyurethane grey** Wheel body **Plastic** Bearing **Ball bearing**

mm	mm	kg	mm	mm	Shore A (+/- 5)		
125	30	50	8	36	85	6000	A88.125
150	30	50	8	36	85	6000	A88.150
250	50	50	12	54	85	6201	A88.250

Plastic wheel

Tread **Plastic black** Wheel body **Plastic black** Bearing **Plain bearing**

mm	mm	kg	mm	mm	Material	
30	14	15	5	15	PA	A90.030
38	18	20	6	11	PP	A90.038
50	18	50	8	21	PP	A90.050
50	18	50	6	22	PA	A90.051
75	23	50	10	26	PP	A90.075
100	24	60	12	28	PP	A90.100

Plastic wheel

Tread **Plastic white** Wheel body **Plastic white** Bearing **Plain bearing**

mm	mm	kg	mm	mm	Material	
58	25	100	8	33	PP	A90.058
80	33	150	12	40	PA	A90.082
100	27	90	12	32	PA	A90.105
100	34	400	15	44	PA	A90.108
100	35	200	12	40	PA	A90.109
125	40	750	20	60	PA	A90.132
125	36	250	15	50	PA	A90.133
150	40	350	20	50	PA	A90.152
150	45	800	20	60	PA	A90.156
150	45	300	20	60	PA	A90.157
160	45	800	20	60	PA	A90.161
160	45	300	20	60	PA	A90.162
200	50	1000	20	60	PA	A90.207
200	50	350	20	60	PA	A90.208

Plastic wheel

Tread **Plastic white** Wheel body **Plastic white** Bearing **Roller bearing**

mm	mm	kg	mm	mm	Material	
65	30	100	12	40	PA	B10.065
80	30	125	12	38	PP	B10.080
100	34	125	12	38	PP	B10.100
100	45	500	20	58	PA	B10.102
100	30	175	12	40	PA	B10.105
100	35	400	15	44	PA	B10.106
108	38	200	12	44	PP	B10.108
125	34	250	15	48	PP	B10.125
125	40	250	20	58	PA	B10.126
125	45	750	20	58	PA	B10.127
125	40	300	20	50	PA	B10.130
150	45	400	20	58	PP	B10.150
150	45	800	20	58	PA	B10.151
150	40	400	20	50	PA	B10.153
200	50	450	20	60	PP	B10.200
200	50	1000	20	58	PA	B10.202
250	50	700	20	60	PA	B10.251

Plastic wheel

Tread: **Plastic** Wheel body: **Plastic** Bearing: **Stainless steel roller bearing**

mm	mm	kg	mm	mm	Material	
100	34	400	15	40	PA	B14.101
125	40	750	20	60	PA	B14.126
150	45	800	20	60	PA	B14.151
160	45	800	20	60	PA	B14.160
200	50	1000	20	60	PA	B14.201

Plastic wheel

Tread **Plastic** Wheel body **Plastic** Bearing **Ball bearing**

mm	mm	kg	mm	mm	Material	
80	30	300	8	40	PA	B15.083
100	32	330	8	40	PA	B15.105
100	50	300	12.5	59	PP	B15.109
125	50	450	12.5	59	PP	B15.131
150	50	650	12.5	59	PP	B15.156
150	50	750	12.5	59	PP	B15.205

Plastic wheel

Tread: **Plastic** Wheel body: **Plastic** Bearing: **Ball bearing**

mm	mm	kg	mm	mm	Material	
80	34	200	15	40	PA	B15.081
82	90	1000	20	90	PA	00K085-85-20
100	34	300	15	40	PA	B15.106
100	34	450	15	40	PA	B15.107
125	40	700	20	60	PA	B15.132
150	45	900	20	60	PA	B15.157
160	45	800	20	60	PA	B15.160
175	45	500	20	60	PA	B15.176
200	50	600	20	60	PA	B15.206
200	50	1000	20	60	PA	B15.207
200	50	1200	25	60	PA	B15.208
250	60	1700	25	60	PA	B15.256
300	60	2000	25	75	PA	B15.302

Polyamide wheel

Tread **Cast polyamide** Wheel body **Cast polyamide** Bearing **Ball bearing**

mm	mm	kg	mm	mm	Material	
100	55	1500	25	60	PA	B16.100
125	55	2000	25	60	PA	B16.125
150	55	2500	30	60	PA	B16.150
150	80	3000	35	85	PA	B16.151
200	55	3000	35	60	PA	B16.200
200	80	4500	45	85	PA	B16.205
250	80	6000	50	85	PA	B16.250
250	100	8000	70	108	PA	B16.251
300	80	7000	50	85	PA	B16.302
300	100	9000	70	108	PA	B16.303
400	80	9000	50	85	PA	B16.401
400	100	11000	70	108	PA	B16.402

NEW

Heat-resistant wheels

Heat resisting wheel from -40 °C to +280 °C, short time to +300 °C

Tread **Thermoplastic blend**
Wheel body **Thermoplastic blend** Bearing **Plain bearing**

mm	mm	kg	mm	mm	
100	32	300	12	40	B22.100

heat-resistant wheel up to +280 °C

Tread: **Polyamide glass-fibre reinforced, +280 °C** Wheel body: **Polyamide glass-fibre reinforced** Bearing: **Plain bearing**

mm	mm	kg	mm	mm	
80	30	100	12	40	B22.081
100	34	250	12	40	B22.101
125	38	300	15	48	B22.125
150	52	350	20	58	B22.150
160	52	350	20	58	B22.160
200	52	400	20	58	B22.200

silicone wheel, heat-resistant up to +250 °C

Tread: **Red silicone** Wheel body: **Plastic** Bearing: **Plain bearing**

mm	mm	kg	mm	mm	
80	27	80	12.5	40	B21.081
100	28	100	12.5	40	B21.103
125	32	130	20.5	48	B21.127
150	43	160	20.5	60	B21.152
160	43	180	20.5	60	B21.160
200	45	220	20.5	60	B21.201

Heat resisting wheel to +250 °C

Tread: **Silicone, +250 °C** Wheel body: **Polyamide glass-fibre reinforced** Bearing: **Ball bearing**

mm	mm	kg	mm	mm	
100	28	100	15	40	B24.101

Polyurethane wheel

Tread: **Polyurethane blue 85 +/-4 Shore A** Wheel body: **Plastic** Bearing: **Plain bearing**

mm	mm	kg	mm	mm	
80	32	70	12	40	B32.081
100	34	110	12	40	B32.101
125	34	150	15	50	B32.126
150	40	200	20	60	B32.151
160	40	250	20	60	B32.161
200	48	300	20	60	B32.201

Polyurethane wheel

Tread: **Polyurethane blue 85 +/-4 Shore A** Wheel body: **Plastic** Bearing: **Roller bearing**

mm	mm	kg	mm	mm	
80	32	70	12	40	B36.081
100	34	110	12	40	B36.101
125	34	150	15	50	B36.126
150	40	200	20	60	B36.151
160	40	250	20	60	B36.161
200	48	300	20	60	B36.201

Polyurethane wheel

Tread: **Polyurethane blue 85 +/-4 Shore A** Wheel body: **Plastic** Bearing: **Ball bearing**

mm	mm	kg	mm	mm	
80	30	70	8	40	B34.080
100	30	110	8	40	B34.100
125	35	150	10	50	B34.125
150	40	200	12	62	B34.150
160	40	250	12	62	B34.160
200	48	300	12	62	B34.200

Polyurethane wheel

Tread: **Polyurethane blue 95 +/-3 Shore A** Wheel body: **Plastic** Bearing: **Ball bearing**

mm	mm	kg	mm	mm	
80	30	100	8	40	B33.080
100	30	150	8	40	B33.100
125	35	200	10	50	B33.125
150	40	250	12	62	B33.150
160	40	250	12	62	B33.160
200	50	380	12	62	B33.200

Polyurethane wheel

Tread: **Polyurethane red 95 +/-3 Shore A** Wheel body: **Plastic** Bearing: **Plain bearing**

mm	mm	kg	mm	mm	
80	32	100	12	40	B26.081
100	34	140	12	40	B26.101
125	34	180	15	50	B26.126
150	40	240	20	60	B26.151
160	40	300	20	60	B26.161
200	48	380	20	60	B26.201

Polyurethane wheel

Tread: **Polyurethane red 95 +/-3 Shore A** Wheel body: **Plastic** Bearing: **Roller bearing**

mm	mm	kg	mm	mm	
80	32	100	12	40	B31.081
100	34	140	12	40	B31.101
125	34	180	15	50	B31.126
150	40	240	20	60	B31.151
160	40	300	20	60	B31.161
200	48	380	20	60	B31.201

Polyurethane wheel

Tread: **Polyurethane red 95 +/-3 Shore A** Wheel body: **Plastic** Bearing: **Ball bearing**

mm	mm	kg	mm	mm	
80	30	100	8	40	B30.081
100	30	150	8	40	B30.102
125	35	200	10	50	B30.127
150	40	250	12	62	B30.152
160	40	250	12	62	B30.160
200	50	380	12	62	B30.203

Polyurethane wheel

Tread: **Polyurethane 90 +/- 3 Shore A**
Wheel body: **Aluminium** Bearing: **Ball bearing**

mm	mm	kg	mm	mm	
100	40	300	20	40	B93.100

Polyurethane wheel

Tread: **Polyurethane red 95 +/-3 Shore A** Wheel body: **Plastic** Bearing: **Plain bearing**

mm	mm	kg	mm	mm	
100	34	250	15	44	B27.101
125	40	300	15	50	B27.127
125	40	400	20	60	B27.128
150	45	500	20	60	B27.151
160	45	600	20	60	B27.160
200	50	750	20	60	B27.201

Polyurethane wheel

Tread: **Polyurethane red 95 +/-3 Shore A** Wheel body: **Plastic** Bearing: **Stainless steel roller bearing**

mm	mm	kg	mm	mm	
100	34	250	15	44	B28.101
125	40	300	15	50	B28.127
125	40	400	20	60	B28.128
150	45	500	20	60	B28.151
160	45	600	20	60	B28.160
200	50	750	20	60	B28.201

Polyurethane wheel

Tread: **Polyurethane red 95 +/-3 Shore A** Wheel body: **Plastic** Bearing: **Ball bearing**

mm	mm	kg	mm	mm	
80	34	200	15	41	B38.080
100	34	250	15	44	B38.100
125	40	300	15	50	B38.125
125	40	400	20	60	B38.126
150	45	500	20	60	B38.150
160	45	600	20	60	B38.160
200	50	750	20	60	B38.200

Remark: Also available with 2 stainless steel ball bearings.

Polyurethane wheel

Tread: **Polyurethaan grey, 78 +/-3 Shore A** Wheel body: **Plastic** Bearing: **Ball bearing**

mm	mm	kg	mm	mm	
80	30	70	8	40	B39.080
100	30	110	8	40	B39.100
125	35	150	10	50	B39.125
150	40	200	12	62	B39.150
160	40	250	12	62	B39.160
200	48	300	12	62	B39.200

Rubber wheel

Tread **Thermoplastic rubber grey** Wheel body **Plastic** Bearing **Ball bearing**

mm	mm	kg	mm	mm	Shore A (+/- 3)	
80	32	100	8	40	72	A85.084
100	32	110	8	40	72	A85.104
125	32	120	10	50	72	A85.128
160	45	200	12	60	72	A85.162
200	45	220	12	60	72	A85.202
250	45	300	12	60	72	A85.250
250	45	300	20	60	72	A85.251
250	45	300	25	60	72	A85.252

Rubber wheel

Tread **Thermoplastic rubber grey** Wheel body **Plastic** Bearing **Plain bearing**

mm	mm	kg	mm	mm	Shore A (+/- 3)	
80	32	100	12	40	72	B43.081
100	32	110	12	40	72	B43.101
125	32	120	15	50	72	B43.126
160	45	200	20	60	72	B43.161
200	45	220	20	60	72	B43.201
250	45	300	20	60	72	B43.250
250	45	300	25	60	72	B43.251

Rubber wheel

Tread **Thermoplastic rubber grey** Wheel body **Plastic** Bearing **Roller bearing**

mm	mm	kg	mm	mm	Shore A (+/- 3)	
80	32	100	12	40	72	B44.081
100	32	110	12	40	72	B44.101
125	32	120	15	50	72	B44.126
160	45	200	20	60	72	B44.161
200	45	220	20	60	72	B44.201
250	45	300	20	60	72	B44.250
250	45	300	25	60	72	B44.251

Rubber wheel

Tread: **Thermoplastic rubber black** Wheel body: **Plastic black** Bearing: **Roller bearing**

mm	mm	kg	mm	mm	Shore A (+/- 3)	
80	32	100	12	40	72	B44.081.F006
100	32	110	12	40	72	B44.101.F006
125	32	120	15	50	72	B44.126.F006
160	45	200	20	60	72	B44.161.F006
200	45	220	20	60	72	B44.201.F006

Wheels

Rubber wheel

Tread **Thermoplastic rubber light grey** Wheel body **Plastic orange** Bearing **Roller bearing**

mm	mm	kg	mm	mm	Shore A (+/- 3)	
80	32	100	12	40	72	B44.081.F002
100	32	110	12	40	72	B44.101.F002
125	32	120	15	50	72	B44.126.F002
160	45	200	20	60	72	B44.161.F002
200	45	220	20	60	72	B44.201.F002

Rubber wheel

Tread **Thermoplastic rubber grey** Wheel body **Plastic red** Bearing **Roller bearing**

mm	mm	kg	mm	mm	Shore A (+/- 3)	
80	32	100	12	40	72	B44.081.F003
100	32	110	12	40	72	B44.101.F003
125	32	120	15	50	72	B44.126.F003
160	45	200	20	60	72	B44.161.F003
200	45	220	20	60	72	B44.201.F003

Rubber wheel

Tread **Thermoplastic rubber green** Wheel body **Plastic black** Bearing **Roller bearing**

mm	mm	kg	mm	mm	Shore A (+/- 3)	
80	32	100	12	40	72	B44.081.F004
100	32	110	12	40	72	B44.101.F004
125	32	120	15	50	72	B44.126.F004
160	45	200	20	60	72	B44.161.F004
200	45	200	20	60	72	B44.201.F004

Rubber wheel

Tread **Thermoplastic rubber light blue** Wheel body **Plastic nature** Bearing **Roller bearing**

mm	mm	kg	mm	mm	Shore A (+/- 3)	
80	32	100	12	40	72	B44.081.F005
100	32	110	12	40	72	B44.101.F005
125	32	120	15	50	72	B44.126.F005
160	45	200	20	60	72	B44.161.F005
200	45	220	20	60	72	B44.201.F005

Rubber wheel

Tread **Rubber black** Wheel body **Plastic black** Bearing **Plain bearing**

mm	mm	kg	mm	mm	
80	25	50	12	39	B40.080
100	30	70	12	39	B40.100
125	37.5	100	15	50	B40.125
125	37.5	100	15	43	B40.126
140	37.5	130	15	43	B40.140
160	40	135	20	60	B40.160
200	50	200	20	60	B40.200
250	50	250	20	60	B40.250
250	50	250	25	60	B40.251
300	55	120	20	56	B40.300
400	76	200	20	76	B40.400
400	75	200	25	76	B40.403

Rubber wheel

Tread **Rubber black** Wheel body **Plastic** Bearing **Roller bearing**

mm	mm	kg	mm	mm	
80	30	50	12	40	B45.080
100	30	70	12	40	B45.100
125	37.5	100	15	50	B45.125
160	40	135	20	60	B45.160
200	50	205	20	60	B45.200
250	50	250	20	60	B45.250

Rubber wheel

Tread **Rubber grey** Wheel body **Plastic** Bearing **Roller bearing**

mm	mm	kg	mm	mm	
80	30	50	12	40	B46.080
100	30	70	12	40	B46.100
125	37.5	100	15	50	B46.125
160	40	135	20	60	B46.160
200	50	205	20	60	B46.200

Rubber wheel

Tread **Rubber black** Wheel body **Plastic black** Bearing **Plain bearing**

mm	mm	kg	mm	mm	
80	32	100	12	40	B40.081

Wheel for refuse containers 80/100/120/240 l

Tread **Rubber black** Wheel body **Plastic** Bearing **Plain bearing**

mm	mm	kg	mm	
200	50	205	22.5	B50.200

Rubber wheel

Tread **Rubber black** Wheel body **Plastic red** Bearing **Plain bearing**

mm	mm	kg	mm	mm	
400	75	200	20	76	B40.402

Rubber wheel

Tread: **Thermoplastic rubber black** Wheel body: **Plastic** Bearing: **Plain bearing**

mm	mm	kg	mm	mm	Profile	
260	80	150	20	75	Cleat profile	B51.260
400	80	300	20	75	Cleat profile	B51.401

Rubber wheel

Tread: **Thermoplastic rubber black** Wheel body: **Plastic** Bearing: **Plain bearing**

mm	mm	kg	mm	mm	
400	70	300	20	75	B51.400

Rubber wheel

Tread: **Thermoplastic rubber black** Wheel body: **Plastic red** Bearing: **Roller bearing**

mm	mm	kg	mm	mm	Profile	
260	80	150	20	75	Cleat profile	B52.260
400	80	300	20	75	Cleat profile	B52.401

Rubber wheel

Tread: **Thermoplastic rubber black** Wheel body: **Plastic red** Bearing: **Roller bearing**

mm	mm	kg	mm	mm	
400	70	300	20	75	B52.400

Wheels

Rubber wheel

Tread **Rubber grey** Wheel body **Zinc plated steel** Bearing **Roller bearing**

mm	mm	kg	mm	mm	
80	26	50	12	40	B56.080
100	30	70	12	40	B56.100
125	37	100	15	50	B56.125
160	40	135	20	60	B56.160
200	50	205	20	60	B56.200

Available variant: Ball bearing

Rubber wheel

Tread **Rubber black, electrically conductive** Wheel body **Zinc plated steel** Bearing **Roller bearing**

mm	mm	kg	mm	mm	
80	30	65	12	39	B58.080
100	30	80	12	39	B58.100
125	37	115	15	49	B58.125
160	40	160	20	58	B58.160
200	50	225	20	58	B58.200

Rubber wheel

Tread **Rubber black** Wheel body **Zinc plated steel** Bearing **Roller bearing**

mm	mm	kg	mm	mm	
80	25	50	12	40	B55.080
100	30	70	12	40	B55.100
125	37	100	15	50	B55.125
140	38	115	15	50	B55.140
150	37.5	160	20	49	B55.150
160	40	135	20	60	B55.160
180	45	170	20	58	B55.180
200	50	205	20	60	B55.200
250	50	250	25	60	B55.250
280	70	400	25	84	B55.280
400	70	400	25	75	B55.400

Available variant: Ball bearing

Rubber wheel

Tread **Elastic rubber black** Wheel body **Plastic** Bearing **Roller bearing**

mm	mm	kg	mm	mm	
100	30	140	12	40	B60.100
125	45	200	15	50	B60.125
125	50	300	20	58	B60.126
160	50	350	20	58	B60.160
200	50	400	20	58	B60.200

Rubber wheel

Tread **Elastic rubber blue** Wheel body **Plastic** Bearing **Roller bearing (80 mm Ø with plain bearing, 100 mm Ø with threadguards)**

mm	mm	kg	mm	mm	
80	30	120	12	40	B61.080
100	30	140	12	40	B61.101
125	45	200	15	50	B61.125
125	50	300	20	58	B61.126
160	50	350	20	60	B61.160
200	50	400	20	60	B61.200

Rubber wheel

Tread **Elastic rubber blue** Wheel body **Plastic** Bearing **Ball bearing**

mm	mm	kg	mm	mm	
80	32	120	8	42	B62.081
100	32	150	8	42	B62.101
125	32	180	10	46	B62.126
160	50	350	12	60	B62.161
200	50	400	12	60	B62.201

NEW

Rubber wheel

Tread: **Elastic rubber grey** Wheel body: **Plastic** Bearing: **Ball bearing**

mm	mm	kg	mm	mm	
80	32	120	8	42	B67.081
100	32	150	8	42	B67.101
125	32	180	10	46	B67.126
160	50	350	12	60	B67.161
200	50	400	12	60	B67.201

Rubber wheel

Tread **Elastic rubber black** Wheel body **Aluminium** Bearing **Ball bearing**

mm	mm	kg	mm	mm	
100	40	150	15	40	B80.100
125	50	220	20	50	B80.125
125	40	200	20	45	B80.126
125	40	180	15	40	B80.127
160	50	350	20	60	B80.160
180	50	400	20	60	B80.180
200	50	450	20	60	B80.200
250	60	600	20	70	B80.250
250	50	550	20	60	B80.251
300	60	700	30	75	B80.300

Rubber wheel

Tread **Elastic rubber grey** Wheel body **Aluminium** Bearing **Ball bearing**

mm	mm	kg	mm	mm	
100	40	150	15	40	B83.100
125	50	220	20	50	B83.125
125	40	200	20	45	B83.126
160	50	350	20	60	B83.160
200	50	450	20	60	B83.200

Rubber wheel

Tread **Elastic rubber black** Wheel body **Cast iron** Bearing **Ball bearing**

mm	mm	kg	mm	mm	
100	38	150	20	45	B81.100
100	50	210	20	60	B81.101
125	50	275	20	60	B81.127
150	50	350	25	60	B81.151
200	50	450	25	60	B81.202
200	75	550	30	82	B81.203
200	100	675	40	108	B81.204
250	50	500	25	60	B81.252
250	75	750	30	82	B81.253
300	75	850	30	82	B81.303
400	75	1200	30	82	B81.400
400	100	1500	40	108	B81.401

Polyurethane wheel

Tread **Polyurethane 90 +/- 3 Shore A** Wheel body **Steel** Bearing **Ball bearing**

mm	mm	kg	mm	mm	
35	25	100	8	25	C10.035
50	25	120	10	25	C10.050

NEW

Guide rollers

Tread **Cast polyurethane 93 +/- 3 Shore A** Wheel body **Cast polyurethane 93 +/- 3 Shore A** Bearing **Ball bearing**

mm	mm	kg	mm	mm		
30	11	20	11	8	608ZZ	C52.030
38	10	30	10	8	608ZZ	C52.038
40	14	40	14	10	6200-2RS	C52.040
40	15	40	15	10	6000ZZ	C52.041
45	17	50	17	15	6202ZZ	C52.045
50	15	50	15	8	608ZZ	C52.050
50	20	60	20	12	6201ZZ	C52.051
50	26	80	26	12	6201ZZ	C52.052
60	20	80	20	17	6203ZZ	C52.060
70	25	100	25	20	6204ZZ	C52.070
85	25	120	25	20	6304ZZ	C52.085
100	25	140	25	20	6204-2RS	C52.100

Polyurethane wheel

Tread **Cast polyurethane 95 +/- 3 Shore A** Wheel body **Steel** Bearing **Ball bearing**

mm	mm	kg	mm			
75	62	470	61.6	20x47x14	6204-Z	C40.75.20
75	75	570	75	20x47x14	6204-Z	C40.75.20A
80	50	460	50	20x47x14	6204-Z	C40.80.20
80	54	500	54	20x47x14	6204-Z	C40.80.20A
80	70	700	70	20x47x14	6204-Z	C40.80.20B
82	60	600	56	20x47x14	6204-Z	C40.82.20A
82	70	500	70	20x47x14	6204-Z	C40/82/70/73/20
82	70	700	66	20x47x14	6204-Z	C40.82.20B
82	75	750	75	20x47x14	6204-Z	C40.82.20D
82	90	900	90	20x47x14	6204-Z	C40.82.20H
82	100	1000	100	20x47x14	6204-Z	C40.82.20K
85	40	400	40	20x47x14	6204-Z	C40.85.20
85	100	1000	100	20x47x14	6204-Z	C40.85.20O
85	100	1000	93	17x47x14	6303-Z	C40.85.17C

Polyamide wheel

Tread: **Polyamide** Wheel body: **Polyamide** Bearing: **Ball bearing**

mm	mm	kg	mm			
75	65	600	64.2	20x47x14	6204-Z	B15.075
82	60	600	60	20x47x14	6204ZZ	C45.82A
82	70	700	66	20x47x16	6204-Z	C45.82.20
82	98	1000	98	20x47x14	6204-Z	C45.82.20B
82	70	700	70	25x47x12	6005ZZ	C45.82.25C
82	70	700	73	20x47x12	6204-Z	C45/82/70/73/20
85	60	600	59	25x47x12	6005-Z	C45.85.25
85	90	900	90	20x47x14	6204-Z	C45.85.20A
85	100	1000	100	20x47x14	6204-Z	C45.85.20B

Polyamide wheel

Tread **Polyamide** Wheel body **Polyamide** Bearing **Plain bearing**

mm	mm	kg	mm		
39	46	200	46	17	C45.39

Polyurethane wheel

Tread **Besothane cast polyurethane 83 +/-3 Shore A** Wheel body **Aluminium** Bearing **Ball bearing**

mm	mm	kg	mm	mm	
80	40	170	15	40	B92.080
100	40	200	15	40	B92.100
125	50	450	20	60	B92.125
160	50	600	20	60	B92.160
200	50	800	20	60	B92.200
250	50	1000	25	60	B92.250

Properties in comparison

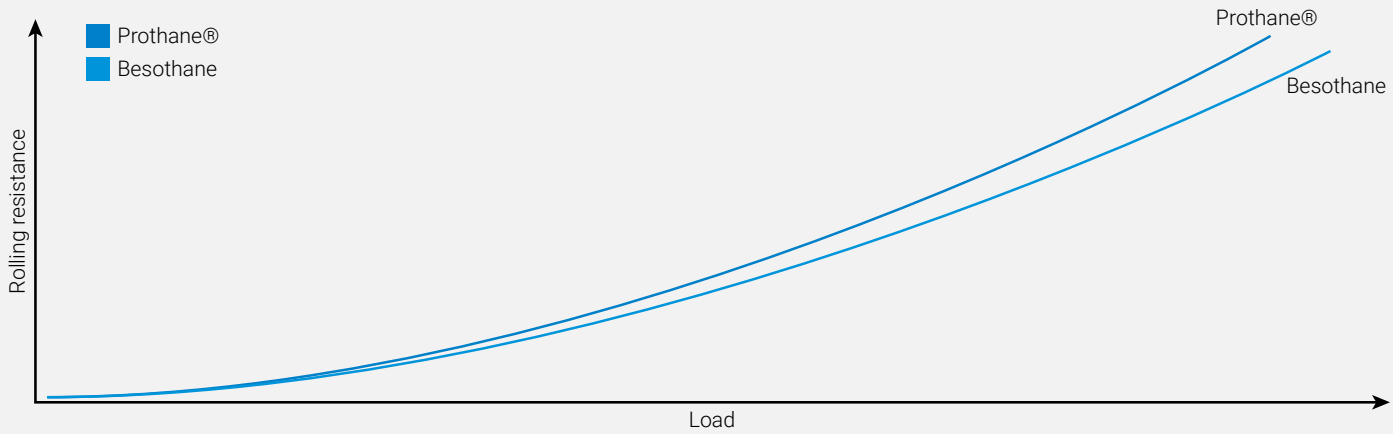

	Besothane	Prothane®
Shore hardness	83 Shore A	93 Shore A
Rebound resilience	45 – 55 %	20 – 25 %
Tensile strength	30 – 35 Mpa	30 – 35 Mpa
Elongation at break	500 – 700 %	400 – 600 %
Tear resistance	85 – 95 N/mm	75 – 85 N/mm

	Besothane	Prothane®
Compression set resistance	++	=
Hydrolysis resistance	+	+
Oil resistance	++	=
Anti-UV	+	=
Dynamic load capacity	+	=
Cut and tear resistance	+	+
Abrasion resistance	++	+

Polyurethane wheel

Tread **Prothane® cast polyurethane 95 +/-3 Shore A** Wheel body **Aluminium** Bearing **Ball bearing**

mm	mm	kg	mm	mm	
80	20	120	12	20	B90.080
80	40	250	15	40	B90.081
100	30	200	15	40	B90.100
100	40	280	15	40	B90.101
100	40	200	20	40	B90.102
125	30	250	15	40	B90.125
125	50	450	20	60	B90.126
125	38	300	20	41	B90.127
150	40	400	20	50	B90.150
150	50	550	20	60	B90.152
160	50	600	20	60	B90.160
200	50	800	20	60	B90.200
250	50	1000	20	60	B90.251

Polyurethane wheel

Tread **Prothane® cast polyurethane 95 +/-3 Shore A** Wheel body **Cast iron** Bearing **Ball bearing**

mm	mm	kg	mm	mm	
80	36	250	15	36	C10.081
100	30	250	15	39	C10.102
100	38	295	20	41	C10.105
100	50	400	20	60	C10.106
125	30	300	15	39	C10.125
125	40	400	20	50	C10.126
125	50	550	20	60	C10.128
150	40	500	20	50	C10.150
150	50	700	20	50	C10.152
150	50	800	25	60	C10.153
150	75	1200	25	82	C10.157
160	50	850	20	60	C10.160
200	50	1000	25	60	C10.201
200	80	1400	30	80	C10.202
250	50	1200	25	60	C10.250
250	75	1600	30	82	C10.257
250	100	2200	40	108	C10.259
300	50	1500	25	60	C10.305
300	75	2000	30	82	C10.306
300	100	2800	40	100	C10.307
400	75	2500	30	82	C10.405
400	100	3500	40	108	C10.406

Cast iron wheels

Cast iron wheel

Tread **Cast iron** Wheel body **Cast iron** Bearing **Ball bearing**

mm	mm	kg	mm	mm	
100	50	450	20	60	C81.102
125	50	550	20	60	C81.125
150	45	600	25	60	C81.153
150	50	800	20	60	C81.154
200	45	1100	25	60	C81.201
250	54	1400	20	60	C81.250

Flanged cast iron wheel

Tread **Cast iron** Wheel body **Cast iron** Bearing **Ball bearing**

mm	kg	mm	mm	mm	Width with flange mm	mm	
50/62	400	15	32	50	32	26	C65.051
75/100	700	20	47	62	40	30	C65.077
100/125	800	20	52	62	46	36	C65.101
125/145	900	20	52	62	46	36	C65.126
150/175	1000	20	52	62	46	36	C65.151
200/230	1500	25	60	90	56	38	C65.200

Pneumatic wheel

Tread **Rubber grey** Wheel body **Plastic** Bearing **Ball bearing**

mm	mm	kg	mm	mm	Profile	Number of layers	Max. tyre pressure bar	
150	30	60	8	36	Groove profile	2	2.5	D20.150

Pneumatic wheel

Tread **Rubber black** Wheel body **Plastic** Bearing **Ball bearing**

mm	mm	kg	mm	mm	Profile	Number of layers	Max. tyre pressure bar	
150	30	60	8	36	Groove profile	2	2.5	D20.151

Pneumatic wheel

Tread **Rubber black** Wheel body **Steel plated/coated** Bearing **Ball bearing**

mm	mm	kg	mm	mm	Profile	Number of layers	Max. tyre pressure bar	
410	120	600	30	100	Cleat profile	6	6	C97.410
460	130	820	30	100	Cleat profile	6	6.5	C97.460

Pneumatic wheel

Tread **Rubber black** Wheel body **Steel plated/coated** Bearing **Ball bearing**

mm	mm	kg	mm	mm	Profile	Number of layers	Max. tyre pressure bar	
260	85	170	20	50	Cleat profile	4	2.5	C95.261
400	100	300	25	75	Groove profile	4	3.5	C95.400
400	100	300	25	90	Groove profile	4	3.5	C95.402

Pneumatic wheel

Tread **Rubber black** Wheel body **Steel plated/coated** Bearing **Roller bearing**

mm	mm	kg	mm	mm	Profile	Number of layers	Max. tyre pressure bar	
200	50	80	20	60	Groove profile	2	2.5	C90.201
220	65	100	20	75	Cleat profile	4	2.5	C90.230
260	85	170	20	50	Groove profile	4	2.5	C90.260
260	85	130	20	50	Cleat profile	2	2	C90.261
260	85	130	20	75	Groove profile	2	2	C90.262
260	85	130	20	75	Cleat profile	2	2	C90.263
260	85	170	25	75	Groove profile	4	2.5	C90.264
260	85	170	25	75	Cleat profile	4	2.5	C90.265
260	85	130	20	88	Cleat profile	2	2	C90.267
300	100	280	20	75	Cleat profile	6	5	C96.300
310	50	75	20	60	Groove profile	2	2.5	C90.310
400	100	200	20	75	Groove profile	2	2	C90.400
400	100	300	20	75	Groove profile	4	3.5	C90.401
400	100	200	25	75	Groove profile	2	2	C90.402
400	100	300	25	75	Groove profile	4	3.5	C90.403
400	100	200	25	90	Groove profile	2	2	C90.404
400	100	300	25	90	Groove profile	4	3.5	C90.405

Available variant: 200 mm diameter blue-grey

Pneumatic wheel

Tread **Rubber black** Wheel body **Plastic** Bearing **Plain bearing**

mm	mm	kg	mm	mm	Profile	Number of layers	Max. tyre pressure bar	
200	50	80	20	58	Groove profile	2	2.5	D10.200
260	85	100	20	75	Cleat profile	2	2.5	D10.261
260	85	170	20	88	Cleat profile	4	2.5	D10.263
400	100	250	20	75	Groove profile	2	2	D10.400
400	100	250	25	75	Groove profile	2	2	D10.401

Pneumatic wheel

Tread **Rubber black** Wheel body **Plastic** Bearing **Roller bearing**

mm	mm	kg	mm	mm	Profile	Number of layers	Max. tyre pressure bar	
180	45	60	20	48	Groove profile	2	2	D15.185
200	50	75	20	60	Groove profile	2	2.5	D15.201
220	65	100	20	50	Cleat profile	4	2.5	D15.230
260	85	170	20	50	Groove profile	4	2.5	D15.260
260	85	170	20	50	Cleat profile	4	2.5	D15.261
260	85	170	20	60	Groove profile	4	2.5	D15.262
260	85	100	20	60	Cleat profile	2	2.5	D15.264
260	85	170	20	75	Groove profile	4	2.5	D15.265
260	85	120	20	75	Cleat profile	2	2.5	D15.266
260	85	170	25	75	Groove profile	4	2.5	D15.267
260	85	100	25	75	Cleat profile	2	2.5	D15.268
400	100	160	20	75	Groove profile	4	2	D15.400
400	100	160	25	75	Groove profile	2	2	D15.401

Wheel barrow wheel with axle

Tread **Rubber black** Wheel body **Steel rim** Bearing **Roller bearing**

mm	mm	kg	mm	mm	Profile	Number of layers	Max. tyre pressure bar	
400	100	300		IGM10	Groove profile	4	3.5	D30.402

Wheel barrow wheel with axle

Tread **Rubber black** Wheel body **Steel rim** Bearing **Plain bearing**

mm	mm	kg	mm	mm	Profile	Number of layers	Max. tyre pressure bar	
400	100	250		M12x150	Groove profile	4	3.5	D30.403

Tyre

mm	Profile	Number of layers	
200	Groove profile	2	D50.200
260	Groove profile	4	D50.260
260	Cleat profile	2	D50.261
400	Groove profile	2	D50.400
400	Cleat profile	4	D50.401
400	Groove profile	4	D50.403

Tyre tube

mm	Valve	
200	TR87 (90°)	D55.200
230	AV 90/30°	D55.230
260	TR87 (90°)	D55.260
400	TR13	D55.400

indestructible

Polyurethane wheel (puncture-free)

Tread **Polyurethane black** Wheel body **Steel rim alusilver powder coated** Bearing **Roller bearing**

mm	mm	kg	mm	mm	Profile	
200	50	75	20	60	Groove profile	C91.200
210	65	100	20	75	Groove profile	C91.210
260	75	160	20	75	Cleat profile	C91.265
400	100	200	25	75	Cleat profile	C91.405

indestructible

Polyurethane wheel (puncture-free)

Tread **Polyurethane black** Wheel body **Plastic** Bearing **Roller bearing**

mm	mm	kg	mm	mm	Profile	
260	75	160	20	75	Cleat profile	D16.261

indestructible

Polyurethane wheel (puncture-free)

Tread **Polyurethane blue** Wheel body **Steel rim alusilver powder coated** Bearing **Roller bearing**

mm	mm	kg	mm	mm	Profile	
260	75	160	20	75	Cleat profile	C91.262
400	100	200	25	75	Groove profile	C91.400

indestructible

Polyurethane wheel (puncture-free)

Tread **Polyurethane blue** Wheel body **Plastic** Bearing **Roller bearing**

mm	mm	kg	mm	mm	Profile	
260	75	160	20	75	Cleat profile	D16.260
400	100	200	20	75	Groove profile	D16.400

Axle material for puncture-free barrow wheels type Fort

mm	Thread	Suitable for wheel-type	
20x127	Inner thread	D16.400	Achsmat.F.BO20
25x127	Inner thread	C91.400	Achsmat.F.BO25

Axle material for puncture-free barrow wheels type Capito

mm	Thread	Suitable for wheel-type	
20x150	External thread M12x25	D16.400	Achsmat.C.BO20
25x150	External thread M12x25	C91.400	Achsmat.C.BO25

Axle material for puncture-free barrow wheels type Haemmerlin

mm	Thread	Suitable for wheel-type	
20x150	External thread M10x25	D16.400	Achsmat.H.BO20
25x150	External thread M10x25	C91.400	Achsmat.H.BO25

Distance ring
Plastic black

mm	mm	Width mm	
21	30	26	P4171
25	40	26	P4173
21	30	18	P4175
21	30	19	P4177
25	40	18	P4178
25	40	19	P4179

Axles/Wheel sets

Axles for DIY wheel set assembly

mm	mm	
12	800	D60.800
20	800	D65.800

Collars

mm	
12	D66.012
20	D66.020
25	D66.025

Starlock axle caps

mm	
12	D67.012
20	D67.020
25	D67.025

Axle bearer

Centre bore diameter	Contact area	Mid-axle to contact area				
mm	mm	mm	mm	mm	mm	
12	80x34	14	52	12	50	D75.012
20	80x34	14	52	12	50	D75.020

Axle tube

Length mm	Outer Ø mm	Inner Ø mm	
21.8	8	6.2	AR.21,8x8x6,2
29	10	6.8	AR.10,0x29x6,8
30	11.9	8.3	AR.11,9x30,0x8,3
41.5	12	9	P32
50.2	15	10	AR.15/50,2/10
60.2	20	12	AR.20/60,2/12
40.2	12	8	AR.12/40,2/8
62	20	12	AR.20/62,0/12

Screw

Dimensions mm	
M6x33	Schraube.M6x33
M6x40	Schraube.M6x40
M8x50	Schraube.M8x50
M8x52	Schraube.M8x52
M10x65	Schraube.M10x65
M12x80	Schraube.M12x80
M12x85	Schraube.M12x85

Nut

Dimensions mm	
M6	Mutter.M6
M8	M8
M10	Mutter.M10
M12	Mutter.M12

Stem for round tube - with screw and spring washer

Length	Outer Ø	
45	18	ZAPFEN.18x45
45	19	ZAPFEN.19x45
45	20	ZAPFEN.20x45
45	22	ZAPFEN.22x45
45	23	ZAPFEN.23x45

Knock in bush 37.8 x 37.8 mm for stem 20 mm

Dimensions	
Knock in bush 37.8 x 37.8 mm for stem 20 mm	9.229.020

Expander-Fittings

Round tube M10

Dimensions mm	
19,0 - 21,5	ZR100
21,5 - 24,0	ZR101
24,0 - 27,0	ZR102
27,0 - 30,0	ZR103

Round tube M12

19,0 - 21,5	ZR110
21,5 - 24,0	ZR111
24,0 - 27,0	ZR112
27,0 - 30,0	ZR113

Square tube M10

Dimensions mm	
19,0 - 21,5	ZR104
21,5 - 24,0	ZR105
24,0 - 27,0	ZR106
27,0 - 30,0	ZR107

Square tube M12

19,0 - 21,5	ZR114
21,5 - 24,0	ZR115
24,0 - 27,0	ZR116
27,0 - 30,0	ZR117

Buffer wheel

Tread **Soft plastic** Wheel body **Hard plastic** Bearing **Plain bearing**

mm	mm	mm	mm	RAL	
100	15	12.5	24	7038	A78.100



FURNITURE CONSTRUCTION
SHOPFITTING
DISPLAYS
TRADE FAIR CONSTRUCTION
OFFICE CONTAINERS
COMPUTER DESKS
MEDICAL DEVICES

Form and function. In no other area are both topics as important as they are for furniture castors. Wherever furniture and design castors are used, aesthetics play a major role. The right castors are what give a wide range of furniture its final look.

But they also have to perform well, because furniture is subject to extreme wear and tear. The running surface must be matched to the floor covering, office chair castors must be braked according to load, and delicate castors must also be able to carry corresponding weights. In trade fair and shop fitting, not only castors but also swivel bearings are used to allow displays or furniture to rotate on their own axis.

OUR
FURNITURE CASTORS
OFFICE CHAIR CASTORS
FURNITURE TECHNOLOGY

FURNITURE CASTORS

Bed frame castor

Sheet steel housing · Plastic wheel

mm	mm	kg	mm	mm	mm	
30	14	40	32	52x24	5.2	E45

Box castor

Zinc plated sheet steel housing · Plastic wheel · Plain bearing · suitable for soft floors

mm	mm	kg	mm	mm	mm	mm	
15	11	20	17	30x16	21	4.2	E50.015
16	16	30	20.5	42x23	28	4.4	E50.016
25	14	35	29	41x18	31	4	E50.025
30	14	40	33	46x20	35	5.2	E50.030
40	18	50	47	68x25	54	6.2	E50.040
45	18	55	49	68x25	54	6.2	E50.045
50	19	60	51	68x25	54	6.2	E50.050

Box castor

Zinc plated sheet steel housing · thermoplastic rubber · Plain bearing · suitable for hard floors

mm	mm	kg	mm	mm	mm	mm	
25	13	30	29	41x18	31	4.2	E51.025
30	14	35	33	46x20	35	5.2	E51.030
50	18	50	51	68x25	54	6.2	E51.050

Swivel castor

Zinc plated sheet steel housing · Plastic wheel · suitable for soft floors

mm	mm	kg	mm	mm	mm	mm	mm	
25	14	15	34	34x48	22x36	5	16	F25.025
30	15	15	36	34x48	22x36	5	16	F25.030
38	18	25	52	42x42	30x30	5	16	F25.038
40	18	30	56	42x42	30x30	5	16	F25.040
50	19	40	68	47x47	35x35	6.5	17	F25.051

Swivel castor

Zinc plated sheet steel housing · thermoplastic rubber · suitable for hard floors

mm	mm	kg	mm	mm	mm	mm	mm	
25	13	15	34	34x48	22x36	5	16	F26.025
25	13	15	34	40x40	29x29	5	16	F26.026
30	14	20	36	34x48	22x36	5	16	F26.030
30	14	20	36	40x40	29x29	5	16	F26.031
50	18	40	68	42x42	30x30	5	17	F26.050
50	18	40	68	47x47	35x35	6.5	17	F26.051

Swivel castor

Sheet steel housing chromed · Rubber wheel · for hard floors

mm	mm	kg	mm	mm	mm	mm	
40	40	30	61	42x42	32x32	4	F60.040
50	50	30	71	48x48	35x35	5	F60.050

Swivel castor

Sheet steel housing chromed · Rubber wheel · for hard floors

mm	mm	kg	mm	mm	
40	40	30	59	M10x15	F50.040
50	50	30	69	M10x15	F50.050

Swivel castor

Sheet steel housing · dual row ball bearings in swivel head
Tread **Thermoplastic rubber grey**
Wheel body **Plastic** Bearing **Plain bearing**

mm	mm	kg	mm	mm	mm	mm	mm	
50	17	35	67.5	47x47	33x33	5.3	20	A200.A80.050
80	21	50	99	47x47	33x33	5.3	22	A200.A80.080

Fixed castor

Sheet steel housing
Tread **Thermoplastic rubber grey**
Wheel body **Plastic** Bearing **Plain bearing**

mm	mm	kg	mm	mm	mm	mm	
50	17	35	67.5	47x47	33x33	5.3	A210.A80.050
80	21	50	99	47x47	33x33	5.3	A210.A80.080

Swivel castor with total brake

Sheet steel housing · dual row ball bearings in swivel head
Tread **Thermoplastic rubber grey**
Wheel body **Plastic** Bearing **Plain bearing**

mm	mm	kg	mm	mm	mm	mm	mm	
50	17	35	67.5	47x47	33x33	5.3	20	A220.A80.050
80	21	50	99	47x47	33x33	5.3	22	A220.A80.080

Swivel castor

Fork of sheet steel, black, dual-row ball bearings collar in fork head
Tread **Plastic transparent**
Wheel body **Plastic transparent** Bearing **Plain bearing**

mm	mm	kg	mm	mm	mm	mm	mm	
50	18	40	73	60x60	47x47/37x37	6.3	26	A800.A73.050
75	23	50	103	60x60	47x47/37x37	6.3	38	A800.A73.075

Note: All models are also available with a 10.2 mm bolt hole

Swivel castor with total brake

Fork of sheet steel, black, dual-row ball bearings collar in fork head
Tread **Plastic transparent**
Wheel body **Plastic transparent** Bearing **Plain bearing**

mm	mm	kg	mm	mm	mm	mm	mm	
50	18	40	73	60x60	47x47/37x37	6.3	26	A820.A73.050
75	23	50	103	60x60	47x47/37x37	6.3	38	A820.A73.075

Note: All models are also available with a 10.2 mm bolt hole

Swivel castor

Fork of sheet steel, zinc plated, dual-row ball bearings collar in fork head
Tread **Plastic transparent**
Wheel body **Plastic transparent** Bearing **Plain bearing**

mm	mm	kg	mm	mm	mm	mm	mm	
50	18	40	73	60x60	47x47/37x37	6.3	26	A300.A73.050
75	23	50	103	60x60	47x47/37x37	6.3	38	A300.A73.075

Note: All models are also available with a 10.2 mm bolt hole

Swivel castor with total brake

Fork of sheet steel, zinc plated, dual-row ball bearings collar in fork head
Tread **Plastic transparent**
Wheel body **Plastic transparent** Bearing **Plain bearing**

mm	mm	kg	mm	mm	mm	mm	mm	
50	18	40	73	60x60	47x47/37x37	6.3	26	A320.A73.050
75	23	50	103	60x60	47x47/37x37	6.3	38	A320.A73.075

Note: All models are also available with a 10.2 mm bolt hole

Furniture castors

Plastic dual castor

fitting = plate · colour black RAL 9005 · Hard tread for soft flooring

mm	kg	mm	mm	mm	mm	
40	30	58	42x42	32x32	5	F75.040.PL
50	40	64	42x42	32x32	5	F75.050.PL

Plastic dual castor with brake

fitting = plate · colour black RAL 9005 · Hard tread for soft flooring

mm	kg	mm	mm	mm	mm	
40	30	58	42x42	32x32	5	F85.040.PL
50	40	64	42x42	32x32	5	F85.050.PL

Plastic dual castor

fitting = plate · colour black RAL 9005 · Soft tread for hard floor

mm	kg	mm	mm	mm	mm	
40	30	55	42x42	32x32	4.5	F76.040.PL
50	50	65	42x42	32x32	4.5	F76.050.PL

Plastic dual castor with brake

fitting = plate · colour black RAL 9005 · Soft tread for hard floor

mm	kg	mm	mm	mm	mm	
40	30	55	42x42	32x32	4.5	F86.040.PL
50	50	65	42x42	32x32	4.5	F86.050.PL

Plastic dual castor

fitting = threaded stem · colour black RAL 9005 · Hard tread for soft flooring

mm	kg	mm	mm	
40	30	49	M8x15	F75.040.G08
50	40	60	M8x15	F75.050.G08
50	40	60	M10x15	F75.050.G10

Plastic dual castor with brake

fitting = threaded stem · colour black RAL 9005 · Hard tread for soft flooring

mm	kg	mm	mm	
40	30	49	M8x15	F85.040.G08
50	40	60	M8x15	F85.050.G08
50	40	60	M10x15	F85.050.G10

Plastic dual castor

fitting = threaded stem · colour black RAL 9005 · Soft tread for hard floor

mm	kg	mm	mm	
40	30	52	M8x16	F76.040.G08
50	50	62	M8x16	F76.050.G08
50	50	62	M10x20	F76.050.G10

Plastic dual castor with brake

fitting = threaded stem · colour black RAL 9005 · Soft tread for hard floor

mm	kg	mm	mm	
40	30	52	M8x16	F86.040.G08
50	50	62	M8x16	F86.050.G08
50	50	62	M10x20	F86.050.G10

Plastic dual castor
black plastic housing · black plastic wheels, hard
Plate

mm	kg	mm	mm	mm	mm	
38	75	52	47x47	32x32	6	F390.038

Plastic dual castor with brake
black plastic housing · black plastic wheels, hard
Plate

mm	kg	mm	mm	mm	mm	
38	75	52	47x47	32x32	6	F391.038

Plastic dual castor
black plastic housing · grey plastic wheels, hard
Plate

mm	kg	mm	mm	mm	mm	
38	75	52	47x47	32x32	6	F392.038

Plastic dual castor with brake
black plastic housing · grey plastic wheels, hard
Plate

mm	kg	mm	mm	mm	mm	
38	75	52	47x47	32x32	6	F393.038

Office chair castors

35 – 50 kg

Office chair castor plastic housing
DIN 12529 load dependant braking · plug-in stem
Hard tread for soft flooring

mm	kg	mm	mm	mm	
50	50	60	20	10x22	G10.050/G45.010
50	50	60	20	11x22	G10.050/G45.011

Office chair castor plastic housing
DIN 12529 load dependant braking · plug-in stem
Soft tread for hard floor

mm	kg	mm	mm	mm	
50	50	60	20	10x22	G15.050/G45.010
50	50	60	20	11x22	G15.050/G45.011

Office chair castor plastic housing
DIN 12529 load dependant braking · plug-in stem
Hard tread for soft flooring

mm	kg	mm	mm	mm	
60	35	68	51,5	10x20	G10.060/G45.010
60	35	68	51,5	11x20	G10.060/G45.011

Office chair castor plastic housing
DIN 12529 load dependant braking · plug-in stem
Soft tread for hard floor

mm	kg	mm	mm	mm	
60	35	68	51,5	10x20	G15.060/G45.010
60	35	68	51,5	11x20	G15.060/G45.011

Furniture castors

Barrel castors

Colour black · Soft tread for hard floor

mm	kg	mm	mm	mm	mm	mm	
25	50	47	38x38	27x27	5	25	F73.025
2x25	70	47	38x38	27x27	5	25	F73.026

Plastic dual castor

black housing · grey wheels · **Plate**

mm	kg	mm	mm	mm	mm	
60	45	82	47x47	37x37/30x30	6	F362.060
75	60	101	47x47	37x37/30x30	6	F362.075

black housing · grey wheels · **Threaded stem**

mm	kg	mm	mm	
60	45	77	M8x15	F362.061
75	60	95	M10x15	F362.076

Plastic dual castor with brake

black housing · grey wheels· **Plate**

mm	kg	mm	mm	mm	mm	
60	45	82	47x47	37x37/30x30	6	F363.060
75	60	101	47x47	37x37/30x30	6	F363.075

black housing · grey wheels · **Threaded stem**

mm	kg	mm	mm	
60	45	77	M8x15	F363.061
75	60	95	M10x15	F363.076

Plastic dual castor

fitting = plate · colour black RAL 9005 · Hard tread for soft flooring

mm	kg	mm	mm	mm	mm	
60	35	76	42x42	32x32	4,5	F75.060.PL

Plastic dual castor

fitting = plate · colour black RAL 9005 · Soft tread for hard floor

mm	kg	mm	mm	mm	mm	
60	35	76	42x42	32x32	4.5	F76.060.PL

Plastic dual castor

fitting = threaded stem · colour black RAL 9005 · Hard tread for soft flooring

mm	kg	mm	mm	
60	35	72	M10x20	F75.060.G10

Plastic dual castor

fitting = threaded stem · colour black RAL 9005 · Soft tread for hard floor

mm	kg	mm	mm	
60	35	72	M10x20	F76.060.G10

Plastic dual castor
silver grey · soft tread
Plate

mm	kg	mm	mm	mm	mm	
60	50	70	48x48	35x35	6	F340.060
75	50	105	48x48	35x35	6	F340.075

Plastic dual castor
silver grey · soft tread
Threaded stem

mm	kg	mm	mm	
60	50	70	10x15	F340.061
75	50	96	10x15	F340.076

Plastic dual castor with brake
silver grey · soft tread
Plate

mm	kg	mm	mm	mm	mm	
60	50	70	48x48	35x35	6	F341.060
75	50	105	48x48	35x35	6	F341.075

Plastic dual castor with brake
silver grey · soft tread
Threaded stem

mm	kg	mm	mm	
60	50	70	10x15	F341.061
75	50	96	10x15	F341.076

Plastic dual castor
black · soft tread
Plate

mm	kg	mm	mm	mm	mm	
60	50	70	48x48	35x35	6	F342.060
75	50	105	48x48	35x35	6	F342.075

Plastic dual castor
black · soft tread
Threaded stem

mm	kg	mm	mm	
60	50	70	10x15	F342.061
75	50	96	10x15	F342.076

Plastic dual castor with brake
black · soft tread
Plate

mm	kg	mm	mm	mm	mm	
60	50	70	48x48	35x35	6	F343.060
75	50	105	48x48	35x35	6	F343.075

Plastic dual castor with brake
black · soft tread
Threaded stem

mm	kg	mm	mm	
60	50	70	10x15	F343.061
75	50	96	10x15	F343.076

Plastic dual castor

mounting = screw-on plate · colour grey, RAL 7001 · **Plain bearing in swivel head**

mm	kg	mm	mm	mm	mm	
75	80	87,5	60x60	48x48/38x38	6,3	F400.075

Plastic dual castor with brake

mounting = screw-on plate · colour grey, RAL 7001 · **Plain bearing in swivel head** · Wheel lock

mm	kg	mm	mm	mm	mm	
75	80	87,5	60x60	48x48/38x38	6,3	F401.075

Plastic dual castor

Fixing = threaded pin · Colour grey, RAL 7001 · **Plain bearing in swivel head**

mm	kg	mm	mm	
75	80	86	M10x15	F400.076

Plastic dual castor with brake

Fixing = threaded pin · Colour grey, RAL 7001 · **Plain bearing in swivel head** · Wheel lock

mm	kg	mm	mm	
75	80	86	M10x15	F401.076

Plastic dual castor

mounting = screw-on plate · colour grey, RAL 7001 · **Plain bearing in swivel head**
electrically conductive

mm	kg	mm	mm	mm	mm	
75	80	87,5	60x60	48x48/38x38	6,3	F420.075

Plastic dual castor with brake

mounting = screw-on plate · colour grey, RAL 7001 · **Plain bearing in swivel head** · Wheel lock
electrically conductive

mm	kg	mm	mm	mm	mm	
75	80	87,5	60x60	48x48/38x38	6,3	F421.075

Plastic dual castor

Fixing = threaded pin · Colour grey, RAL 7001 · **Plain bearing in swivel head**
electrically conductive

mm	kg	mm	mm	
75	80	86	M10x15	F420.076

Plastic dual castor with brake

Fixing = threaded pin · Colour grey, RAL 7001 · **Plain bearing in swivel head** · Wheel lock
electrically conductive

mm	kg	mm	mm	
75	80	86	M10x15	F421.076

Plastic dual castor

Fixing = mounting plate · colour grey, RAL 7001 · **ball bearing in fork head**

mm	kg	mm	mm	mm	mm	
75	80	87,5	60x60	48x48/38x38	6,3	F410.075

Plastic dual castor with brake

Fixing = mounting plate · colour grey, RAL 7001 · **ball bearing in fork head** · Wheel lock

mm	kg	mm	mm	mm	mm	
75	80	87,5	60x60	48x48/38x38	6,3	F411.075

Plastic dual castor

mounting = grub screw · colour grey, RAL 7001 · **Ball bearing in fork head**

mm	kg	mm	mm	
75	80	86	M10x15	F410.076

Plastic dual castor with brake

mounting = grub screw · colour grey, RAL 7001 · **Ball bearing in fork head** · Wheel lock

mm	kg	mm	mm	
75	80	86	M10x15	F411.076

Plastic dual castor

Fixing = mounting plate · colour grey, RAL 7001 · **ball bearing in fork head**
electrically conductive

mm	kg	mm	mm	mm	mm	
75	80	87,5	60x60	48x48/38x38	6,3	F430.075

Plastic dual castor with brake

Fixing = mounting plate · colour grey, RAL 7001 · **ball bearing in fork head** · Wheel lock
electrically conductive

mm	kg	mm	mm	mm	mm	
75	80	87,5	60x60	48x48/38x38	6,3	F431.075

Plastic dual castor

mounting = grub screw · colour grey, RAL 7001 · **Ball bearing in fork head**
electrically conductive

mm	kg	mm	mm	
75	80	86	M10x15	F430.076

Plastic dual castor with brake

mounting = grub screw · colour grey, RAL 7001 · **Ball bearing in fork head** · Wheel lock
electrically conductive

mm	kg	mm	mm	
75	80	86	M10x15	F431.076

Design swivel castor
housing of zinc diecasting · black polyurethane tyre

Plate

mm	kg	mm	mm	mm	mm	
60	60	94	47x47	37x37/30x30	6	F380.060
75	85	107	47x47	37x37/30x30	6	F380.075

Threaded stem

mm	kg	mm	mm	
60	60	89	10x15	F380.061
75	85	100	10x15	F380.076

Design swivel castor with brake
housing of zinc diecasting · black polyurethane tyre

Plate

mm	kg	mm	mm	mm	mm	
60	60	94	47x47	37x37/30x30	6	F381.060
75	85	107	47x47	37x37/30x30	6	F381.075

Threaded stem

mm	kg	mm	mm	
60	60	89	10x15	F381.061
75	85	100	10x15	F381.076

Design swivel castor
housing of zinc diecasting · grey polyurethane tyre

Plate

mm	kg	mm	mm	mm	mm	
60	60	94	47x47	37x37/30x30	6	F382.060
75	85	107	47x47	37x37/30x30	6	F382.075

Threaded stem

mm	kg	mm	mm	
60	60	89	10x15	F382.061
75	85	100	10x15	F382.076

Design swivel castor with brake
housing of zinc diecasting · grey polyurethane tyre

Plate

mm	kg	mm	mm	mm	mm	
60	60	94	47x47	37x37/30x30	6	F383.060
75	85	107	47x47	37x37/30x30	6	F383.075

Threaded stem

mm	kg	mm	mm	
60	60	89	10x15	F383.061
75	85	100	10x15	F383.076

Design-dual castor
zinc die-cast body · black polyurethane tyres

Plate

mm	kg	mm	mm	mm	mm	
75	85	98	47x47	37x37/30x30	6	F350.075

Threaded stem

mm	kg	mm	mm	
75	85	94	10x15	F350.076

Design-dual castor with brake
zinc die-cast body · black polyurethane tyres

Plate

mm	kg	mm	mm	mm	mm	
75	85	98	47x47	37x37/30x30	6	F351.075

Threaded stem

mm	kg	mm	mm	
75	85	94	10x15	F351.076

Design-dual castor
zinc die-cast body · grey polyurethane tyres

Plate

mm	kg	mm	mm	mm	mm	
75	85	98	47x47	37x37/30x30	6	F352.075

Threaded stem

mm	kg	mm	mm	
75	85	94	10x15	F352.076

Design-dual castor with brake
zinc die-cast body · grey polyurethane tyres

Plate

mm	kg	F383.060mm	mm	mm	mm	
75	85	98	47x47	37x37/30x30	6	F353.075

Threaded stem

mm	kg	mm	mm	
75	85	94	10x15	F353.076

Container plate
Container plate without castors, zinc plated

Size mm	mm	mm	
405x70x2,0	50x38	5.5	CONTAINERPL..6
425x70x2,0	50x38	5.5	CONTAINERPL..7

Plastic dual castors for container plates
Hard tread for soft flooring

mm	kg	mm	
35	70	40	F77.035
50	50	59	F77.050

Plastic dual castors with brake for container plates
Hard tread for soft flooring

mm	kg	mm	
35	70	40	F87.035
50	50	59	F87.050

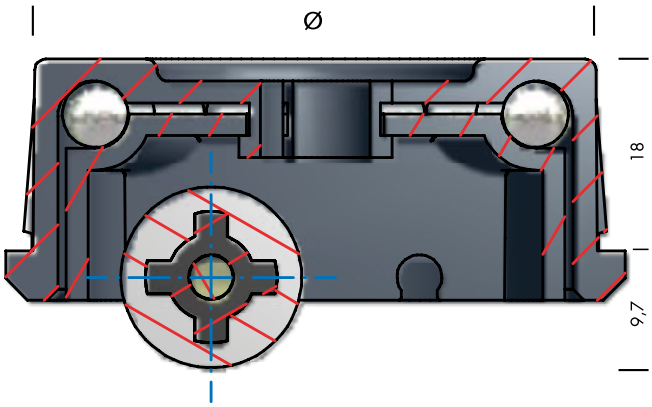

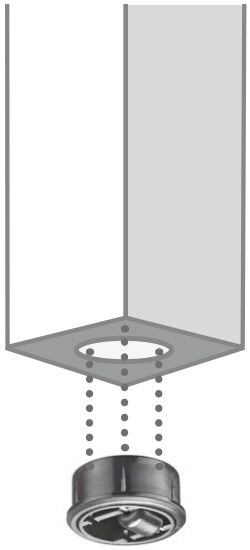

Plastic bell – Hard tread for soft flooring

kg	mm	Offset mm	Size mm	
50	9.7	18	52 Ø	G85.052
50	9.7	18	60 Ø	G85.060
50	9.7	18	65 Ø	G85.065

Plastic bell – Soft tread for hard floor

kg	mm	Offset mm	Size mm	
50	9.7	18	52 Ø	G87.052
50	9.7	18	60 Ø	G87.060
50	9.7	18	65 Ø	G87.065

Plastic jacket
Hard tread for soft flooring

kg	mm	mm	Size mm	
35	21	85x85	120x105	G85.120

Plastic jacket
Soft tread for hard floor

kg	mm	mm	Size mm	
35	21	85x85	120x105	G86.120

Rotating collars
with ball bearing
Electrogalvanized sheet steel

mm	kg	Strength mm	
303	300	8	D81.306

Rotating collars
Plastic black

mm	kg	Strength mm	
230	200	13	D82.230

Rotating collars
Aluminium (with gearing)

mm	kg	Strength mm	
330	300	13	D84.330
450	350	15	D84.450

Rotating collars
Plastic black

mm	kg	Strength mm	
162	80	9	D85.162
302	150	10	D85.302

Thrust bearing

Size					
mm	kg	mm	mm	mm	
57x57	50	43x43	6.5	10.5	D80.057
81x81	80	67x67	4	9	D80.081
95x70	280	75x45	6.5	19.5	D80.095
155x155	150	128x128/116x116	5.8	10.5	D80.155
165x165	250	134x134	7	21	D80.175

Thrust bearing

Size					
mm	kg	mm	mm	mm	
105x85	500	80x60	9	29	D80.115
138x109	600	105x75/80	11	29	D80.138

Door/box castor, universal, stopper left

Housing **Zinc die cast** Tread **Thermoplastic rubber grey** Wheel body **Plastic**
With brake

			Inner width	Outer width	
mm	kg	mm	mm	mm	
78	40	75	22	25	G92.22.1

Without brake

			Inner width	Outer width	
mm	kg	mm	mm	mm	
78	40	75	22	25	G93.22.1

Door/box castor, universal, stopper right

Housing **Zinc die cast** Tread **Thermoplastic rubber grey** Wheel body **Plastic**
With brake

			Inner width	Outer width	
mm	kg	mm	mm	mm	
78	40	75	22	25	G92.22.2

Without brake

			Inner width	Outer width	
mm	kg	mm	mm	mm	
78	40	75	22	25	G93.22.2

INDUSTRY
WORKPLACES
INTRALOGISTICS
FURNITURE CONSTRUCTION
DISPLAYS
SHOPPING CART
MEDICAL DEVICES
CATERING TRUCKS
CATERING EQUIPMENT
FOOD INDUSTRY
TRANSPORT DEVICES

Apparatus castors are the individual castors used in a variety of applications ranging from industry to intralogistics. They are used to move light to medium-weight devices or apparatus. These robust castors, usually with a rubber tread or made of plastic, can be perfectly adapted to any application with a wide range of housings and fastenings. Decide for yourself which type of castor you need.

OUR
APPARATUS CASTORS
HEAVY APPARATUS CASTORS
PLASTIC CASTORS

APPARATUS CASTORS

Apparatus castor

MODEL

Zinc chrome sheet steel with dual row swivel head ball bearings

Tread **Thermoplastic rubber grey**
Wheel body **Plastic** Bearing **Ball bearing**

mm	mm	kg	mm	mm	mm	mm	mm			
50	18	50	73	60x60	47x47/37x37	6.3	26	A300.A85.051	A310.A85.051	A320.A85.051
75	24	75	103	60x60	47x47/37x37	6.3	38	A300.A85.075	A310.A85.075	A320.A85.075
100	24	90	124	60x60	47x47/37x37	6.3	39	A300.A85.100	A310.A85.100	A320.A85.100

Tread **Thermoplastic rubber grey**
Wheel body **Plastic** Bearing **Plain bearing**

mm	mm	kg	mm	mm	mm	mm	mm			
50	18	50	73	60x60	47x47/37x37	6.3	26	A300.A80.051	A310.A80.051	A320.A80.051
75	24	75	103	60x60	47x47/37x37	6.3	38	A300.A80.075	A310.A80.075	A320.A80.075
100	24	90	124	60x60	47x47/37x37	6.3	39	A300.A80.100	A310.A80.100	A320.A80.100

Tread **Thermoplastic rubber grey, electrically conductive**
Wheel body **Plastic** Bearing **Ball bearing**

mm	mm	kg	mm	mm	mm	mm	mm			
50	18	50	73	60x60	47x47/37x37	6.3	26	A300.A89.051	A310.A89.051	A320.A89.051
75	24	60	103	60x60	47x47/37x37	6.3	38	A300.A89.075	A310.A89.075	A320.A89.075
100	28	70	124	60x60	47x47/37x37	6.3	39	A300.A89.100	A310.A89.100	A320.A89.100

Tread **Plastic black**
Wheel body **Plastic** Bearing **Plain bearing**

mm	mm	kg	mm	mm	mm	mm	mm			
50	18	50	73	60x60	47x47/37x37	6.3	26	A300.A90.051	A310.A90.051	A320.A90.051
75	23	50	103	60x60	47x47/37x37	6.3	38	A300.A90.075	A310.A90.075	A320.A90.075
100	23	65	124	60x60	47x47/37x37	6.3	39	A300.A90.100	A310.A90.100	A320.A90.100

Apparatus castor

50 – 90 kg

MODEL



Zinc chrome sheet steel with dual row swivel head ball bearings

Tread **Thermoplastic rubber grey**
Wheel body **Plastic** Bearing **Ball bearing**

mm	mm	kg	mm	mm	mm		
50	18	50	73	10,2	26	A301.A85.050	A321.A85.050
75	24	75	103	10,2	38	A301.A85.075	A321.A85.075
100	24	90	121	10,2	39	A301.A85.100	A321.A85.100

Tread **Thermoplastic rubber grey**
Wheel body **Plastic** Bearing **Plain bearing**

mm	mm	kg	mm	mm	mm		
50	18	50	73	10,2	26	A301.A80.050	A321.A80.050
75	24	75	103	10,2	38	A301.A80.075	A321.A80.075
100	24	90	121	10,2	39	A301.A80.100	A321.A80.100

Tread **Thermoplastic rubber grey, electrically conductive**
Wheel body **Plastic** Bearing **Ball bearing**

mm	mm	kg	mm	mm	mm		
50	18	50	73	10,2	26	A301.A89.050	A321.A89.050
75	24	60	103	10,2	38	A301.A89.075	A321.A89.075
100	28	70	121	10,2	39	A301.A89.100	A321.A89.100

Tread **Plastic black**
Wheel body **Plastic** Bearing **Plain bearing**

mm	mm	kg	mm	mm	mm		
50	18	50	73	10,2	26	A301.A90.050	A321.A90.050
75	23	50	103	10,2	38	A301.A90.075	A321.A90.075
100	23	65	121	10,2	39	A301.A90.100	A321.A90.100

Apparatus castor

MODEL

Black sheet steel with dual row swivel head ball bearings

Tread **Thermoplastic rubber grey**
Wheel body **Plastic red** Bearing **Ball bearing**

mm	mm	kg	mm	mm	mm	mm	mm			
50	18	50	73	60x60	47x47/37x37	6.3	26	A800.A85.051.03	A810.A85.051.03	A820.A85.051.03
75	24	75	103	60x60	47x47/37x37	6.3	38	A800.A85.075.03	A810.A85.075.03	A820.A85.075.03

Tread **Thermoplastic rubber green**
Wheel body **Plastic black** Bearing **Ball bearing**

mm	mm	kg	mm	mm	mm	mm	mm			
50	18	50	73	60x60	47x47/37x37	6.3	26	A800.A85.051.04	A810.A85.051.04	A820.A85.051.04
75	25	75	103	60x60	47x47/37x37	6.3	38	A800.A85.075.04	A810.A85.075.04	A820.A85.075.04

Tread **Thermoplastic rubber light blue**
Wheel body **Plastic nature** Bearing **Ball bearing**

mm	mm	kg	mm	mm	mm	mm	mm			
50	18	50	73	60x60	47x47/37x37	6.3	26	A800.A85.051.05	A810.A85.051.05	A820.A85.051.05
75	24	75	103	60x60	47x47/37x37	6.3	38	A800.A85.075.05	A810.A85.075.05	A820.A85.075.05

Tread **Thermoplastic rubber black**
Wheel body **Plastic black** Bearing **Ball bearing**

mm	mm	kg	mm	mm	mm	mm	mm			
50	18	50	73	60x60	47x47/37x37	6.3	26	A800.A85.051.06	A810.A85.051.06	A820.A85.051.06
75	25	75	103	60x60	47x47/37x37	6.3	38	A800.A85.075.06	A810.A85.075.06	A820.A85.075.06

Apparatus castor

50 – 75 kg

MODEL

Black sheet steel with dual row swivel head ball bearings

Tread **Thermoplastic rubber grey**
Wheel body **Plastic red** Bearing **Ball bearing**

mm	mm	kg	mm	mm	mm		
50	18	50	73	10,2	26	A801.A85.050.03	A821.A85.050.03
75	24	75	103	10,2	38	A801.A85.075.03	A821.A85.075.03

Tread **Thermoplastic rubber green**
Wheel body **Plastic black** Bearing **Ball bearing**

mm	mm	kg	mm	mm	mm		
50	18	50	73	10,2	26	A801.A85.050.04	A821.A85.050.04
75	24	75	103	10,2	38	A801.A85.075.04	A821.A85.075.04

Tread **Thermoplastic rubber light blue**
Wheel body **Plastic nature** Bearing **Ball bearing**

mm	mm	kg	mm	mm	mm		
50	18	50	73	10,2	26	A801.A85.050.05	A821.A85.050.05
75	24	75	103	10,2	38	A801.A85.075.05	A821.A85.075.05

Tread **Thermoplastic rubber black**
Wheel body **Plastic black** Bearing **Ball bearing**

mm	mm	kg	mm	mm	mm		
50	18	50	73	10,2	26	A801.A85.050.06	A821.A85.050.06
75	25	75	103	10,2	38	A801.A85.075.06	A821.A85.075.06

Apparatus castor

MODEL

Sheet steel fork · zinc-chromatised · dual-row ball bearings collar in fork head

Tread **Thermoplastic rubber grey**
Wheel body **Plastic** Bearing **Ball bearing**

mm	mm	kg	mm	mm			
50	18	50	73	26	*	A304.A85.050	A324.A85.050
75	24	75	103	38	*	A304.A85.075	A324.A85.075
100	24	90	121	39	*	A304.A85.100	A324.A85.100

* Round and square tubes 19 – 37.5 mm. Please state the exact inside dimensions of the pipe. For technical data on expander fitting, see page 67.

Tread **Thermoplastic rubber grey**
Wheel body **Plastic** Bearing **Plain bearing**

mm	mm	kg	mm	mm			
50	18	50	73	26	*	A304.A80.050	A324.A80.050
75	24	75	103	38	*	A304.A80.075	A324.A80.075
100	24	90	121	39	*	A304.A80.100	A324.A80.100

* Round and square tubes 19 – 37.5 mm. Please state the exact inside dimensions of the pipe. For technical data on expander fitting, see page 67.

Apparatus castor

50 – 70 kg

MODEL

Tread **Thermoplastic rubber grey, electrically conductive**
Wheel body **Plastic** Bearing **Ball bearing**

mm	mm	kg	mm	mm			
50	18	50	73	26	*	A304.A89.050	A324.A89.050
75	24	60	103	38	*	A304.A89.075	A324.A89.075
100	28	70	121	39	*	A304.A89.100	A324.A89.100

* Round and square tubes 19 – 37.5 mm. Please state the exact inside dimensions of the pipe. For technical data on expander fitting, see page 67.

Tread **Plastic black**
Wheel body **Plastic** Bearing **Plain bearing**

mm	mm	kg	mm	mm			
50	18	50	73	26	*	A304.A90.050	A324.A90.050
75	23	50	103	38	*	A304.A90.075	A324.A90.075
100	23	65	121	39	*	A304.A90.100	A324.A90.100

* Round and square tubes 19 – 37.5 mm. Please state the exact inside dimensions of the pipe. For technical data on expander fitting, see page 67.

MODEL

Zinc chrome sheet steel with dual row swivel head ball bearings

Tread **Thermoplastic rubber grey**
Wheel body **Plastic** Bearing **Ball bearing**

mm	mm	kg	mm	mm	mm	mm	mm		
50	2x19	80	75	60x60	46x46/38x38	6.2	28	B100.A85.050	B120.A85.050
75	2x25	120	102	77x67	62x52/50x42	8,2	38	B100.A85.075	B120.A85.075

Tread **Thermoplastic rubber grey**
Wheel body **Plastic** Bearing **Plain bearing**

mm	mm	kg	mm	mm	mm	mm	mm		
50	2x19	70	75	60x60	46x46/38x38	6.2	28	B100.A80.050	B120.A80.050
75	2x25	100	102	77x67	62x52/50x42	8,2	38	B100.A80.075	B120.A80.075

Tread **Thermoplastic rubber grey, electrically conductive**
Wheel body **Plastic** Bearing **Ball bearing**

mm	mm	kg	mm	mm	mm	mm	mm		
50	2x18	70	75	60x60	46x46/38x38	6.2	28	B100.A89.050	B120.A89.050
75	2x24	100	102	77x67	62x52/50x42	8,2	38	B100.A89.075	B120.A89.075

Tread **Plastic black**
Wheel body **Plastic** Bearing **Plain bearing**

mm	mm	kg	mm	mm	mm	mm	mm		
50	2x19	80	75	60x60	46x46/38x38	6.2	28	B100.A90.051	B120.A90.051
75	2x23	100	102	77x67	62x52/50x42	8,2	38	B100.A90.076	B120.A90.076

Apparatus castor

70 – 120 kg

MODEL

Zinc chrome sheet steel with dual row swivel head ball bearings

Tread **Thermoplastic rubber grey**
Wheel body **Plastic** Bearing **Ball bearing**

mm	mm	kg	mm	mm	mm		
50	2x19	80	73	10,2	28	B101.A85.050	B121.A85.050
75	2x25	120	99	10,2	38	B101.A85.075	B121.A85.075

Tread **Thermoplastic rubber grey**
Wheel body **Plastic** Bearing **Plain bearing**

mm	mm	kg	mm	mm	mm		
50	2x19	70	73	10,2	28	B101.A80.050	B121.A80.050
75	2x25	100	99	10,2	38	B101.A80.075	B121.A80.075

Tread **Thermoplastic rubber grey, electrically conductive**
Wheel body **Plastic** Bearing **Ball bearing**

mm	mm	kg	mm	mm	mm		
50	2x18	70	73	10,2	28	B101.A89.050	B121.A89.050
75	2x24	100	99	10,2	38	B101.A89.075	B121.A89.075

Tread **Plastic black**
Wheel body **Plastic** Bearing **Plain bearing**

mm	mm	kg	mm	mm	mm		
50	2x19	80	73	10,2	28	B101.A90.051	B121.A90.051
75	2x23	100	99	10,2	38	B101.A90.076	B121.A90.076

NEW

Apparatus castor

MODEL

Black sheet steel with dual row swivel head ball bearings

Tread **Thermoplastic rubber grey**
Wheel body **Plastic red** Bearing **Ball bearing**

mm	mm	kg	mm	mm	mm	mm	mm		
50	2x20	80	75	60x60	46x46/38x38	6.2	36	B800.A85.050.03	B820.A85.050.03
75	2x25	100	102	77x67	62x52/50x42	8,3	33	B800.A85.075.03	B820.A85.075.03

Tread **Thermoplastic rubber green**
Wheel body **Plastic black** Bearing **Ball bearing**

mm	mm	kg	mm	mm	mm	mm	mm		
50	2x20	80	75	60x60	46x46/38x38	6.2	36	B800.A85.050.04	B820.A85.050.04
75	2x25	100	102	77x67	62x52/50x42	8,3	33	B800.A85.075.04	B820.A85.075.04

Tread **Thermoplastic rubber light blue**
Wheel body **Plastic nature** Bearing **Ball bearing**

mm	mm	kg	mm	mm	mm	mm	mm		
50	2x20	80	75	60x60	46x46/38x38	6.2	36	B800.A85.050.05	B820.A85.050.05
75	2x25	100	102	77x67	62x52/50x42	8,3	33	B800.A85.075.05	B820.A85.075.05

Tread **Thermoplastic rubber black**
Wheel body **Plastic black** Bearing **Ball bearing**

mm	mm	kg	mm	mm	mm	mm	mm		
50	2x20	80	75	60x60	46x46/38x38	6.2	36	B800.A85.050.06	B820.A85.050.06
75	2x25	100	102	77x67	62x52/50x42	8,3	33	B800.A85.075.06	B820.A85.075.06

Apparatus castor

NEW

80 – 100 kg

MODEL

Black sheet steel with dual row swivel head ball bearings

Tread **Thermoplastic rubber grey**
Wheel body **Plastic red** Bearing **Ball bearing**

mm	mm	kg	mm	mm	mm		
50	2x20	80	73	10,2	36	B801.A85.050.03	B821.A85.050.03
75	2x25	100	99	10,2	33	B801.A85.075.03	B821.A85.075.03

Tread **Thermoplastic rubber green**
Wheel body **Plastic black** Bearing **Ball bearing**

mm	mm	kg	mm	mm	mm		
50	2x20	80	73	10,2	36	B801.A85.050.04	B821.A85.050.04
75	2x25	100	99	10,2	33	B801.A85.075.04	B821.A85.075.04

Tread **Thermoplastic rubber light blue**
Wheel body **Plastic nature** Bearing **Ball bearing**

mm	mm	kg	mm	mm	mm		
50	2x20	80	73	10,2	36	B801.A85.050.05	B821.A85.050.05
75	2x25	100	99	10,2	33	B801.A85.075.05	B821.A85.075.05

Tread **Thermoplastic rubber black**
Wheel body **Plastic black** Bearing **Ball bearing**

mm	mm	kg	mm	mm	mm		
50	2x20	80	73	10,2	36	B801.A85.050.06	B821.A85.050.06
75	2x25	100	99	10,2	33	B801.A85.075.06	B821.A85.075.06

NEW

Apparatus castor

MODEL

Black sheet steel with dual row swivel head ball bearings

Tread **Plastic**
Wheel body **Plastic** Bearing **Plain bearing**

mm	mm	kg	mm	mm	mm	mm	mm		
50	2x18	80	75	60x60	46x46/38x38	6.2	36	B800.A73.050	B820.A73.050
75	2x23	100	102	77x67	62x52/50x42	8,3	33	B800.A73.075	B820.A73.075

Tread **Polyurethane**
Wheel body **Plastic** Bearing **Ball bearing**

mm	mm	kg	mm	mm	mm	mm	mm		
75	2x24	70	102	77x67	62x52/50x42	6.2	33	B800.A76.077	B820.A76.077

Apparatus castor

NEW

70 – 100 kg

MODEL

Black sheet steel with dual row swivel head ball bearings

Tread **Plastic**
Wheel body **Plastic** Bearing **Plain bearing**

mm	mm	kg	mm	mm	mm		
50	2x18	80	73	10,2	36	B801.A73.050	B821.A73.050
75	2x23	100	99	10,2	33	B801.A73.075	B821.A73.075

Tread **Polyurethane**
Wheel body **Plastic** Bearing **Ball bearing**

mm	mm	kg	mm	mm	mm		
75	2x24	70	99	10,2	33	B801.A76.077	B821.A76.077

NEW

Heavy apparatus castors

MODEL

Zinc chrome sheet steel with dual row swivel head ball bearings

Tread **Thermoplastic rubber grey**
Wheel body **Plastic** Bearing **Ball bearing (80, 150 mm Ø with metal threadguards)**

mm	mm	kg	mm	mm	mm	mm	mm			Plastic Brake	Zinki die-cast brake
80	21	80	115	94x64	74x44	8.4	27	C100.A85.081	C110.A85.081	C120.A85.081	
100	32	100	135	77x67	61,5x51,5/56x46,5	8.5	38	C100.A85.102	C110.A85.102	C120.A85.102	C120.A85.103
125	32	100	160	77x67	61,5x51,5/56x46,5	8.5	40	C100.A85.127	C110.A85.127	C120.A85.127	C120.A85.128
150	32	100	192	94x64	74x44	8.4	45	C100.A85.151	C110.A85.151	C120.A85.151	

Tread **Thermoplastic rubber grey**
Wheel body **Plastic** Bearing **Plain bearing**

mm	mm	kg	mm	mm	mm	mm	mm			Plastic Brake	Zinki die-cast brake
60	20	40	91	60x60	45x45	6.3	25	C200.A80.060	C210.A80.060	C220.A80.060	
80	21	80	115	94x64	74x44	8.4	27	C100.A80.081	C110.A80.081	C120.A80.081	
100	32	100	135	77x67	61,5x51,5/56x46,5	8.5	38	C100.A80.102	C110.A80.102	C120.A80.102	C120.A80.103
125	32	100	160	77x67	61,5x51,5/56x46,5	8.5	40	C100.A80.127	C110.A80.127	C120.A80.127	C120.A80.128
150	32	100	192	94x64	74x44	8.4	45	C100.A80.151	C110.A80.151	C120.A80.151	

Tread **Thermoplastic rubber grey, electrically conductive**
Wheel body **Plastic** Bearing **Ball bearing**

mm	mm	kg	mm	mm	mm	mm	mm			Plastic Brake	Zinki die-cast brake
80	30	80	115	94x64	74x44	8.4	27	C100.A89.080	C110.A89.080	C120.A89.080	
100	32	100	135	77x67	61,5x51,5/56x46,5	8.5	38	C100.A89.102	C110.A89.102	C120.A89.102	C120.A89.103
125	32	100	160	77x67	61,5x51,5/56x46,5	8.5	40	C100.A89.127	C110.A89.127	C120.A89.127	C120.A89.128
150	32	100	192	94x64	74x44	8.4	45	C100.A89.150	C110.A89.150	C120.A89.150	

Tread **Rubber grey, malfunction free**
Wheel body **Plastic** Bearing **Ball bearing**

mm	mm	kg	mm	mm	mm	mm	mm			Plastic Brake	Zinki die-cast brake
125	32	100	160	77x67	61,5x51,5/56x46,5	8.5	40	C100.A86.127	C110.A86.127	C120.A86.127	C120.A86.128

Available alternative: Platesize 95 mm x 70 mm on request

Heavy apparatus castors

NEW

40 – 100 kg

MODEL

Zinc chrome sheet steel with dual row swivel head ball bearings

Tread **Thermoplastic rubber grey**
Wheel body **Plastic** Bearing **Ball bearing (80, 150 mm Ø with metal threadguards)**

mm	mm	kg	mm	mm	mm		Plastic Brake	Zinki die-cast brake
80	21	80	112	12,2	27	C101.A85.081	C121.A85.081	
100	32	100	135	13	38	C101.A85.102	C121.A85.102	C121.A85.103
125	32	100	160	13	40	C101.A85.127	C121.A85.127	C121.A85.128
150	32	100	188	12,2	45	C101.A85.151	C121.A85.151	

Tread **Thermoplastic rubber grey**
Wheel body **Plastic** Bearing **Plain bearing**

mm	mm	kg	mm	mm	mm		Plastic Brake	Zinki die-cast brake
60	20	40	88	12,2	28	C201.A80.060	C221.A80.060	
80	21	80	112	12,2	27	C101.A80.081	C121.A80.081	
100	32	100	135	13	38	C101.A80.102	C121.A80.102	C121.A80.103
125	32	100	160	13	40	C101.A80.127	C121.A80.127	C121.A80.128
150	32	100	188	12,2	45	C101.A80.151	C121.A80.151	

Tread **Thermoplastic rubber grey, electrically conductive**
Wheel body **Plastic** Bearing **Ball bearing**

mm	mm	kg	mm	mm	mm		Plastic Brake	Zinki die-cast brake
80	30	80	112	12,2	27	C101.A89.080	C121.A89.080	
100	32	100	135	13	38	C101.A89.102	C121.A89.102	C121.A89.103
125	32	100	160	13	40	C101.A89.127	C121.A89.127	C121.A89.128
150	32	100	188	12,2	45	C101.A89.150	C121.A89.150	

Tread **Rubber grey, malfunction free**
Wheel body **Plastic** Bearing **Ball bearing**

mm	mm	kg	mm	mm	mm		Plastic Brake	Zinki die-cast brake
125	32	100	160	13	40	C101.A86.127	C121.A86.127	C121.A86.128

NEW

Heavy apparatus castors

MODEL

Zinc chrome sheet steel with dual row swivel head ball bearings

Tread **Thermoplastic rubber grey**
Wheel body **Plastic** Bearing **Ball bearing (80, 150 mm Ø with metal threadguards)**

mm	mm	kg	mm	mm			Plastic Brake	Zinki die-cast brake
80	21	80	112	27	*	C102.A85.081	C122.A85.081	
100	32	100	135	38	*	C102.A85.102	C122.A85.102	C122.A85.103
125	32	100	160	40	*	C102.A85.127	C122.A85.127	C122.A85.128
150	32	100	188	45	*	C102.A85.151	C122.A85.151	

* Please state the exact stem dimension. For technical data, see page 66.

Tread **Thermoplastic rubber grey**
Wheel body **Plastic** Bearing **Plain bearing**

mm	mm	kg	mm	mm			Plastic Brake	Zinki die-cast brake
100	32	100	135	38	*	C102.A80.102	C122.A80.102	C122.A80.103
125	32	100	160	40	*	C102.A80.127	C122.A80.127	C122.A80.128
150	32	100	188	45	*	C102.A80.151	C122.A80.151	

* Please state the exact stem dimension. For technical data, see page 66.

Tread **Thermoplastic rubber grey, electrically conductive**
Wheel body **Plastic** Bearing **Ball bearing**

mm	mm	kg	mm	mm			Plastic Brake	Zinki die-cast brake
80	30	80	112	27	*	C102.A89.080	C122.A89.080	
100	32	100	135	38	*	C102.A89.102	C122.A89.102	C122.A89.103
125	32	100	160	40	*	C102.A89.127	C122.A89.127	C122.A89.128
150	32	100	188	45	*	C102.A89.150	C122.A89.150	

* Please state the exact stem dimension. For technical data, see page 66.

Heavy apparatus castors

NEW

80 – 100 kg

MODEL

Sheet steel fork · zinc-chromatised · dual-row ball bearings collar in fork head

Tread **Thermoplastic rubber grey**
Wheel body **Plastic** Bearing **Ball bearing (80, 150 mm Ø with metal threadguards)**

mm	mm	kg	mm	mm			Plastic Brake	Zinki die-cast brake
80	21	80	112	27	*	C104.A85.081	C124.A85.081	
100	32	100	135	38	*	C104.A85.102	C124.A85.102	C124.A85.103
125	32	100	160	40	*	C104.A85.127	C124.A85.127	C124.A85.128
150	32	100	188	45	*	C104.A85.151	C124.A85.151	

* Round and square tubes 19 – 37.5 mm. Please state the exact inside dimensions of the pipe. For technical data on expander fitting, see page 67.

Tread **Thermoplastic rubber grey**
Wheel body **Plastic** Bearing **Plain bearing**

mm	mm	kg	mm	mm			Plastic Brake	Zinki die-cast brake
100	32	100	135	38	*	C104.A80.102	C124.A80.102	C124.A80.103
125	32	100	160	40	*	C104.A80.127	C124.A80.127	C124.A80.128
150	32	100	188	45	*	C104.A80.151	C124.A80.151	

* Round and square tubes 19 – 37.5 mm. Please state the exact inside dimensions of the pipe. For technical data on expander fitting, see page 67.

Tread **Thermoplastic rubber grey, electrically conductive**
Wheel body **Plastic** Bearing **Ball bearing**

mm	mm	kg	mm	mm			Plastic Brake	Zinki die-cast brake
80	30	80	112	27	*	C104.A89.080	C124.A89.080	
100	32	100	135	38	*	C104.A89.102	C124.A89.102	C124.A89.103
125	32	100	160	40	*	C104.A89.127	C124.A89.127	C124.A89.128
150	32	100	188	45	*	C104.A89.150	C124.A89.150	

* Round and square tubes 19 – 37.5 mm. Please state the exact inside dimensions of the pipe. For technical data on expander fitting, see page 67.

MODEL

Fork of plastic · ball bearing in fork head

Tread **Thermoplastic rubber grey**
Wheel body **Plastic** Bearing **Ball bearing**

mm	mm	kg	mm	mm	mm	mm	mm			
75	25	75	103	60x60	54x54/35x35	6	29	C300.A82.076	C320.A82.076	
100	32	100	137	77x67	61,5x51,5/56x46	8.5	36	C300.A82.101	C320.A82.101	C330.A82.101
125	32	100	161	77x67	61,5x51,5/56x46	8.5	38	C300.A82.126	C320.A82.126	C330.A82.126

Tread **Thermoplastic rubber grey**
Wheel body **Plastic** Bearing **Ball bearing**

mm	mm	kg	mm	mm	mm	mm	mm			
75	25	75	103	60x60	54x54/35x35	6	29	C300.A81.076	C320.A81.076	
100	32	100	137	77x67	61,5x51,5/56x46	8.5	36	C300.A81.101	C320.A81.101	C330.A81.101
125	32	100	161	77x67	61,5x51,5/56x46	8.5	38	C300.A81.126	C320.A81.126	C330.A81.126

Tread **Thermoplastic rubber grey, electrically conductive**
Wheel body **Plastic** Bearing **Ball bearing**

mm	mm	kg	mm	mm	mm	mm	mm			
75	25	75	103	60x60	54x54/35x35	6	29	C300.A89.076	C320.A89.076	
100	32	100	137	77x67	61,5x51,5/56x46	8.5	36	C300.A89.101	C320.A89.101	C330.A89.101
125	32	100	161	77x67	61,5x51,5/56x46	8.5	38	C300.A89.126	C320.A89.126	C330.A89.126

Plastic castors

NEW

75 – 100 kg

MODEL

Fork of plastic · ball bearing in fork head

Tread **Thermoplastic rubber grey**
Wheel body **Plastic** Bearing **Ball bearing**

mm	mm	kg	mm	mm	mm		
75	25	75	103	11	29	C301.A82.076	C321.A82.076
100	32	100	137	13	36	C301.A82.101	C321.A82.101
125	32	100	161	13	38	C301.A82.126	C321.A82.126

Tread **Thermoplastic rubber grey**
Wheel body **Plastic** Bearing **Plain bearing**

mm	mm	kg	mm	mm	mm		
75	25	75	103	11	29	C301.A81.076	C321.A81.076
100	32	100	137	13	36	C301.A81.101	C321.A81.101
125	32	100	161	13	38	C301.A81.126	C321.A81.126

Tread **Thermoplastic rubber grey, electrically conductive**
Wheel body **Plastic** Bearing **Ball bearing**

mm	mm	kg	mm	mm	mm		
75	25	75	103	11	29	C301.A89.076	C321.A89.076
100	32	100	137	13	36	C301.A89.101	C321.A89.101
125	32	100	161	13	38	C301.A89.126	C321.A89.126

MODEL

Fork of plastic · ball bearing in fork head

Tread **Thermoplastic rubber grey**
Wheel body **Plastic** Bearing **Ball bearing**

mm	mm	kg	mm	mm				
100	32	100	137	36	*	C302.A82.101	C322.A82.101	C332.A82.101
125	32	100	161	38	*	C302.A82.126	C322.A82.126	C332.A82.126

* Please state the exact stem dimension. For technical data, see page 66.

Tread **Thermoplastic rubber grey**
Wheel body **Plastic** Bearing **Plain bearing**

mm	mm	kg	mm	mm				
100	32	100	137	36	*	C302.A81.101	C322.A81.101	C332.A81.101
125	32	100	161	38	*	C302.A81.126	C322.A81.126	C332.A81.126

* Please state the exact stem dimension. For technical data, see page 66.

Tread **Thermoplastic rubber grey, electrically conductive**
Wheel body **Plastic** Bearing **Ball bearing**

mm	mm	kg	mm	mm				
100	32	100	137	36	*	C302.A89.101	C322.A89.101	C332.A89.101
125	32	100	161	38	*	C302.A89.126	C322.A89.126	C332.A89.126

* Please state the exact stem dimension. For technical data, see page 66.

Plastic castors

NEW

100 kg

MODEL

Fork of plastic · ball bearing in fork head

Tread **Thermoplastic rubber grey**
Wheel body **Plastic** Bearing **Ball bearing**

mm	mm	kg	mm	mm			
100	32	100	137	36	*	C304.A82.101	C324.A82.101
125	32	100	161	38	*	C304.A82.126	C324.A82.126

* Round and square tubes 19 – 37.5 mm. Please state the exact inside dimensions of the pipe. For technical data on expander fitting, see page 67.

Tread **Thermoplastic rubber grey**
Wheel body **Plastic** Bearing **Plain bearing**

mm	mm	kg	mm	mm			
100	32	100	137	36	*	C304.A81.101	C324.A81.101
125	32	100	161	38	*	C304.A81.126	C324.A81.126

* Round and square tubes 19 – 37.5 mm. Please state the exact inside dimensions of the pipe. For technical data on expander fitting, see page 67.



INDUSTRY
PRODUCTION
ASSEMBLY
INTRALOGISTICS
TRANSPORT EQUIPMENT
EVENT INDUSTRY
THEATRE AND STAGE
CONSTRUCTION

Transport castors have to withstand and perform under extreme conditions. They are used in a range of industries and sectors, for moving transport racks, transport boxes, containers or similar workpiece carriers, usually in production, assembly and intralogistics.
The event and music industry relies on Blue Wheels, while theatre and stage construction relies on 'Black in Style'. The extensive range of of our product catalogue make it possible to use our castors in a wide variety of applications with a wide range of requirements.

OUR
TRANSPORT CASTORS
COMPACT CASTORS
FOOT PROTECTION
SWIVEL CASTORS WITH CENTRAL BRAKE
SWIVEL CASTORS WITH LOAD-DEPENDENT DIRECTIONAL BRAKE
SWIVEL CASTORS WITH DIRECTIONAL BRAKE

TRANSPORT CASTORS

MODEL

Zinc chrome sheet steel with dual row swivel head ball bearings

Tread **Plastic**
Wheel body **Plastic** Bearing **Roller bearing (Ø 58 mm plain bearing)**

mm	mm	kg	mm	mm	mm	mm	mm			
58	29	80	83	93x70	78x46	8	15	L400.A90.058		
58	29	80	83	112x54	88x27	8			L410.A90.058	
80	30	125	105	104x80	84x64/76x56	9	34	L400.B10.080	L410.B10.080	L420.B10.080
100	30	175	132	105x85	80x60	11	36	LB500.B10.100	LB510.B10.100	LB520.B10.100
100	35	125	128	104x80	84x64/76x56	9	34	L400.B10.100	L410.B10.100	L420.B10.100
100	35	350	132	105x85	80x60	11	36	LB500.B10.101	LB510.B10.101	LB520.B10.101
125	34	250	157	105x85	80x60	11	36	LB500.B10.125	LB510.B10.125	LB520.B10.125
125	34	175	155	105x80	84x64/76x56	9	34	L400.B10.125	L410.B10.125	L420.B10.125
125	34	200	155	115x85	80x55/60	9	34	LS400.B10.125	LS410.B10.125	LS420.B10.125
125	40	300	157	105x85	80x60	11	36	LB500.B10.126	LB510.B10.126	LB520.B10.126
125	45	300	166	138x109	105x75/80	11	48	LSS400.B10.125	LSS410.B10.125	LSS420.B10.125
150	45	300	190	135x110	105x75/80	12	48	L400.B10.150	L410.B10.150	L420.B10.150
175	45	300	215	135x110	105x75/80	12	57	L400.B10.175	L410.B10.175	L420.B10.175
200	50	300	235	135x110	105x75/80	12	58	L400.B10.200	L410.B10.200	L420.B10.200
250	50	600	303	138x110	105x75	12	55	L400.B10.250	L410.B10.250	L420.B10.250

Available alternative: Plain bearing

Tread **Plastic**
Wheel body **Plastic** Bearing **Ball bearing**

mm	mm	kg	mm	mm	mm	mm	mm			
80	30	155	105	104x80	84x64/76x56	9	34	L400.B15.081	L410.B15.081	L420.B15.081
100	32	160	128	104x80	84x64/76x56	9	34	L400.B15.101	L410.B15.101	L420.B15.101
125	50	300	166	138x109	105x75/80	11	48	LSS400.B15.126	LSS410.B15.126	LSS420.B15.126
150	50	300	190	135x110	105x75/80	12	48	L400.B15.151	L410.B15.151	L420.B15.151
200	50	300	235	135x110	105x75/80	12	58	L400.B15.201	L410.B15.201	L420.B15.201

Transport castors

125 – 300 kg

MODEL

Zinc chrome sheet steel with dual row swivel head ball bearings

Tread **Plastic**
Wheel body **Plastic** Bearing **Roller bearing**

mm	mm	kg	mm	mm	mm		
80	30	125	107	12,2	32	L101.B10.080	L121.B10.080
100	30	125	128	12,2	33	L101.B10.100	L121.B10.100
125	34	150	157	12,2	46	L101.B10.125	L121.B10.125
150	40	220	185	12,2	47	L101.B10.150	L121.B10.150
200	50	300	240	12,2	56	L101.B10.200	L121.B10.200

MODEL

Zinc chrome sheet steel with dual row swivel head ball bearings

Tread **Polyurethane red 95 +/-3 Shore A**
Wheel body **Plastic** Bearing **Roller bearing**

mm	mm	kg	mm	mm	mm	mm	mm			
80	30	120	105	104x80	84x64/76x56	9	34	L400.B31.080	L410.B31.080	L420.B31.080
80	32	100	106	104x80	84x64/76x56	9	34	L400.B31.081	L410.B31.081	L420.B31.081
100	30	125	128	104x80	84x64/76x56	9	34	L400.B31.100	L410.B31.100	L420.B31.100
100	30	140	132	105x85	80x60	11	36	LB500.B31.100	LB510.B31.100	LB520.B31.100
100	34	140	128	104x80	84x64/76x56	9	34	L400.B31.101	L410.B31.101	L420.B31.101
100	34	140	132	105x85	80x60	11	38	LB500.B31.101	LB510.B31.101	LB520.B31.101
125	35	175	155	105x80	84x64/76x56	9	34	L400.B31.125	L410.B31.125	L420.B31.125
125	35	230	157	105x85	80x60	11	36	LB500.B31.125	LB510.B31.125	LB520.B31.125
125	34	175	154.5	104x80	84x64/76x56	9	34	L400.B31.126	L410.B31.126	L420.B31.126
125	34	180	157.5	105x85	80x60	11	38	LB500.B31.126	LB510.B31.126	LB520.B31.126
150	40	280	190	135x110	105x75/80	12	48	L400.B31.150	L410.B31.150	L420.B31.150
150	40	240	190	135x110	105x75/80	12	53	L400.B31.151	L410.B31.151	L420.B31.151
160	40	300	195	135x110	105x75/80	12	53	L400.B31.161	L410.B31.161	L420.B31.161
200	50	300	235	135x110	105x75/80	12	58	L400.B31.200	L410.B31.200	L420.B31.200
200	48	300	235	135x110	105x75/80	12	53	L400.B31.201	L410.B31.201	L420.B31.201

Tread **Polyurethane red 95 +/-3 Shore A**
Wheel body **Polyamide with threadguards** Bearing **Ball bearing**

mm	mm	kg	mm	mm	mm	mm	mm			
80	30	100	106	104x80	76x56/84x64	9	34	L400.B30.081	L410.B30.081	L420.B30.081
100	30	150	128	104x80	76x56/84x64	9	34	L400.B30.102	L410.B30.102	L420.B30.102
100	30	150	132	105x85	80x60	11	38	LB500.B30.100	LB510.B30.100	LB520.B30.100
125	35	175	154.5	104x80	76x56/84x64	9	34	L400.B30.127	L410.B30.127	L420.B30.127
125	35	200	157.5	105x85	80x60	11	38	LB500.B30.125	LB510.B30.125	LB520.B30.125
150	40	250	190	135x110	105x75/80	12	53	L400.B30.152	L410.B30.152	L420.B30.152
160	40	250	195	135x110	105x75/80	12	53	L400.B30.160	L410.B30.160	L420.B30.160
200	50	300	235	135x110	105x75/80	12	53	L400.B30.202	L410.B30.202	L420.B30.202

MODEL

Fork of sheet steel · zinc-chromatised · dual-row ball bearings collar in fork head

Tread **Polyurethane red 95 +/-3 Shore A**
Wheel body **Plastic** Bearing **Roller bearing**

mm	mm	kg	mm	mm	mm		
80	30	120	107	12,2	32	L101.B31.080	L121.B31.080
80	32	100	107	12,2	33	L101.B31.081	L121.B31.081
100	30	125	128	12,2	33	L101.B31.100	L121.B31.100
100	34	125	128	12,2	33	L101.B31.101	L121.B31.101
125	35	150	157	12,2	46	L101.B31.125	L121.B31.125
125	34	150	156.5	12,2	35	L101.B31.126	L121.B31.126
150	40	220	185	12,2	47	L101.B31.150	L121.B31.150
160	40	160	190	12,2	47	L101.B31.161	L121.B31.161
200	50	300	240	12,2	56	L101.B31.200	L121.B31.200
200	48	250	240	12,2	48	L101.B31.201	L121.B31.201

Tread **Polyurethane red 95 +/-3 Shore A**
Wheel body **Polyamide with threadguards** Bearing **Ball bearing**

mm	mm	kg	mm	mm	mm		
80	30	100	107	12,2	33	L101.B30.081	L121.B30.081
100	30	125	128	12,2	33	L101.B30.102	L121.B30.102
125	35	150	156.5	12,2	35	L101.B30.127	L121.B30.127
150	40	160	185	12,2	47	L101.B30.152	L121.B30.152
160	40	160	190	12,2	47	L101.B30.160	L121.B30.160
200	50	250	240	12,2	48	L101.B30.202	L121.B30.202

MODEL

Zinc chrome sheet steel with dual row swivel head ball bearings

Tread **Polyurethane blue 85 +/-3 Shore A**
Wheel body **Plastic** Bearing **Roller bearing**

mm	mm	kg	mm	mm	mm	mm	mm			
80	30	100	105	104x80	84x64/76x56	9	34	L400.B36.080	L410.B36.080	L420.B36.080
80	32	70	106	104x80	76x56/84x64	9	34	L400.B36.081	L410.B36.081	L420.B36.081
100	30	120	128	104x80	84x64/76x56	9	34	L400.B36.100	L410.B36.100	L420.B36.100
100	34	110	128	104x80	76x56/84x64	9	34	L400.B36.101	L410.B36.101	L420.B36.101
125	35	175	155	105x80	84x64/76x56	9	34	L400.B36.125	L410.B36.125	L420.B36.125
125	34	150	154.5	104x80	76x56/84x64	9	34	L400.B36.126	L410.B36.126	L420.B36.126
150	40	230	190	135x110	105x75/80	12	48	L400.B36.150	L410.B36.150	L420.B36.150
150	40	200	190	135x110	105x75/80	12	53	L400.B36.151	L410.B36.151	L420.B36.151
160	40	250	195	135x110	105x75/80	12	53	L400.B36.160	L410.B36.160	L420.B36.160
200	50	300	235	135x110	105x75/80	12	58	L400.B36.200	L410.B36.200	L420.B36.200
200	48	300	235	135x110	105x75/80	12	53	L400.B36.201	L410.B36.201	L420.B36.201

Tread **Polyurethane blue 85 +/-4 Shore A**
Wheel body **Polyamide with threadguards** Bearing **Ball bearing**

mm	mm	kg	mm	mm	mm	mm	mm			
80	30	70	106	104x80	76x56/84x64	9	34	L400.B34.080	L410.B34.080	L420.B34.080
100	30	110	128	104x80	76x56/84x64	9	34	L400.B34.100	L410.B34.100	L420.B34.100
125	35	150	154.5	104x80	76x56/84x64	9	34	L400.B34.125	L410.B34.125	L420.B34.125
150	40	200	190	135x110	105x75/80	12	53	L400.B34.150	L410.B34.150	L420.B34.150
160	40	250	195	135x110	105x75/80	12	53	L400.B34.160	L410.B34.160	L420.B34.160
200	48	300	235	135x110	105x75/80	12	53	L400.B34.200	L410.B34.200	L420.B34.200

Transport castors

NEW

70 – 300 kg

MODEL

Fork of sheet steel · zinc-chromatised · dual-row ball bearings collar in fork head

Tread **Polyurethane blue 85 +/-3 Shore A**
Wheel body **Plastic** Bearing **Roller bearing**

mm	mm	kg	mm	mm	mm		
80	30	100	107	12,2	32	L101.B36.080	L121.B36.080
80	32	70	107	12,2	33	L101.B36.081	L121.B36.081
100	30	120	128	12,2	33	L101.B36.100	L121.B36.100
100	34	110	128	12,2	33	L101.B36.101	L121.B36.101
125	35	150	157	12,2	46	L101.B36.125	L121.B36.125
125	34	150	156.5	12,2	35	L101.B36.126	L121.B36.126
150	40	220	185	12,2	47	L101.B36.150	L121.B36.150
160	40	160	190	12,2	47	L101.B36.160	L121.B36.160
200	50	300	240	12,2	56	L101.B36.200	L121.B36.200
200	48	250	240	12,2	48	L101.B36.201	L121.B36.201

Tread **Polyurethane blue 85 +/-4 Shore A**
Wheel body **Polyamide with threadguards** Bearing **Ball bearing**

mm	mm	kg	mm	mm	mm		
80	30	70	107	12,2	33	L101.B34.080	L121.B34.080
100	30	110	128	12,2	33	L101.B34.100	L121.B34.100
125	35	150	156.5	12,2	35	L101.B34.125	L121.B34.125
150	40	160	185	12,2	47	L101.B34.150	L121.B34.150
160	40	160	190	12,2	47	L101.B34.160	L121.B34.160
200	48	250	240	12,2	48	L101.B34.200	L121.B34.200

MODEL

Zinc chrome sheet steel with dual row swivel head ball bearings

Tread **Polyurethane blue 95 +/-3 Shore A**
Wheel body **Polyamide with threadguards** Bearing **Ball bearing**

mm	mm	kg	mm	mm	mm	mm	mm			
80	30	100	106	104x80	76x56/84x64	9	34	L400.B33.080	L410.B33.080	L420.B33.080
100	30	150	128	104x80	76x56/84x64	9	34	L400.B33.100	L410.B33.100	L420.B33.100
100	30	150	132	105x85	80x60	11	38	LB500.B33.100	LB510.B33.100	LB520.B33.100
125	35	175	154.5	104x80	76x56/84x64	9	34	L400.B33.125	L410.B33.125	L420.B33.125
125	35	200	157.5	105x85	80x60	11	38	LB500.B33.125	LB510.B33.125	LB520.B33.125
150	40	250	190	135x110	105x75/80	12	53	L400.B33.150	L410.B33.150	
160	40	250	195	135x110	105x75/80	12	53	L400.B33.160	L410.B33.160	L420.B33.160
200	50	300	235	135x110	105x75/80	12	53	L400.B33.200	L410.B33.200	L420.B33.200

Tread **Polyurethaan grey, 78 +/-3 Shore A**
Wheel body **Polyamide with threadguards** Bearing **Ball bearing**

mm	mm	kg	mm	mm	mm	mm	mm			
80	30	70	106	104x80	76x56/84x64	9	34	L400.B39.080	L410.B39.080	L420.B39.080
100	30	110	128	104x80	76x56/84x64	9	34	L400.B39.100	L410.B39.100	L420.B39.100
125	35	150	154.5	104x80	76x56/84x64	9	34	L400.B39.125	L410.B39.125	L420.B39.125
150	40	200	190	135x110	105x75/80	12	53	L400.B39.150	L410.B39.150	L420.B39.150
160	40	250	195	135x110	105x75/80	12	53	L400.B39.160	L410.B39.160	L420.B39.160
200	48	300	235	135x110	105x75/80	12	53	L400.B39.200	L410.B39.200	L420.B39.200

Transport castors

NEW

70 – 250 kg

MODEL

Fork of sheet steel · zinc-chromatised · dual-row ball bearings collar in fork head

Tread **Polyurethane blue 95 +/-3 Shore A**
Wheel body **Polyamide with threadguards** Bearing **Ball bearing**

mm	mm	kg	mm	mm	mm		
80	30	100	107	12,2	33	L101.B33.080	L121.B33.080
100	30	125	128	12,2	33	L101.B33.100	L121.B33.100
125	35	150	156.5	12,2	35	L101.B33.125	L121.B33.125
160	40	160	190	12,2	47	L101.B33.160	L121.B33.160
200	50	250	240	12,2	48	L101.B33.200	L121.B33.200

Tread **Polyurethaan grey, 78 +/-3 Shore A**
Wheel body **Polyamide with threadguards** Bearing **Ball bearing**

mm	mm	kg	mm	mm	mm		
80	30	70	107	12,2	33	L101.B39.080	L121.B39.080
100	30	110	128	12,2	33	L101.B39.100	L121.B39.100
125	35	150	156.5	12,2	35	L101.B39.125	L121.B39.125
150	40	160	185	12,2	47	L101.B39.150	L121.B39.150
160	40	160	190	12,2	47	L101.B39.160	L121.B39.160
200	48	250	240	12,2	48	L101.B39.200	L121.B39.200

MODEL

Zinc chrome sheet steel with dual row swivel head ball bearings

Tread **Rubber black**
Wheel body **Steel rim, Ø 80 up to 200 mm with thread guard** Bearing **Roller bearing**

mm	mm	kg	mm	mm	mm	mm	mm			
80	25	50	105	104x80	84x64/76x56	9	34	L400.B55.081	L410.B55.081	L420.B55.081
100	30	70	128	104x80	84x64/76x56	9	34	L400.B55.101	L410.B55.101	L420.B55.101
125	37	100	155	105x80	84x64/76x56	9	34	L400.B55.126	L410.B55.126	L420.B55.126
140	37.5	115	175	105x80	80x55/60	9	40	L400.B55.141	L410.B55.141	L420.B55.141
160	40	135	195	135x110	105x75/80	12	48	L400.B55.161	L410.B55.161	L420.B55.161
180	45	170	218	138x109	105x75/80	12	48	L400.B55.181	L410.B55.181	L420.B55.181
200	50	205	235	135x110	105x75/80	12	58	L400.B55.201	L410.B55.201	L420.B55.201
250	50	250	290	135x110	105x80	12	66	L400.B55.250	L410.B55.250	L420.B55.250
250	60	300	311	186x170	140x105	14	80	L400.B55.251	L410.B55.251	L420.B55.251
280	70	350	325	186x170	140x105	14	80	L400.B55.280	L410.B55.280	L420.B55.280

Tread **Rubber grey**
Wheel body **Steel rim** Bearing **Roller bearing**

mm	mm	kg	mm	mm	mm	mm	mm			
80	26	50	105	104x80	84x64/76x56	9	34	L400.B56.080	L410.B56.080	L420.B56.080
100	30	70	128	104x80	84x64/76x56	9	34	L400.B56.100	L410.B56.100	L420.B56.100
125	37	100	155	105x80	84x64/76x56	9	34	L400.B56.125	L410.B56.125	L420.B56.125
160	40	135	195	135x110	105x75/80	12	48	L400.B56.160	L410.B56.160	L420.B56.160
200	50	205	235	135x110	105x75/80	12	58	L400.B56.200	L410.B56.200	L420.B56.200

Tread **Rubber black, electrically conductive**
Wheel body **Steel rim** Bearing **Roller bearing**

mm	mm	kg	mm	mm	mm	mm	mm			
80	30	65	105	104x80	84x64/76x56	9	34	L400.B58.080	L410.B58.080	L420.B58.080
100	30	100	128	104x80	84x64/76x56	9	34	L400.B58.100	L410.B58.100	L420.B58.100
125	37	120	155	105x80	84x64/76x56	9	34	L400.B58.125	L410.B58.125	L420.B58.125
160	40	135	195	135x110	105x75/80	12	48	L400.B58.160	L410.B58.160	L420.B58.160
200	50	205	235	135x110	105x75/80	12	58	L400.B58.200	L410.B58.200	L420.B58.200

MODEL

Zinc chrome sheet steel with dual row swivel head ball bearings

Tread **Rubber black**
Wheel body **Steel rim** Bearing **Roller bearing**

mm	mm	kg	mm	mm	mm		
80	30	50	108	12,2	32	L101.B55.080	L121.B55.080
100	30	70	128	12,2	33	L101.B55.100	L121.B55.100
125	37	100	157	12,2	39	L101.B55.125	L121.B55.125
160	40	160	190	12,2	47	L101.B55.160	L121.B55.160
200	50	200	240	12,2	56	L101.B55.200	L121.B55.200

Available alternative: Stem fitting

Tread **Rubber grey**
Wheel body **Steel rim** Bearing **Roller bearing**

mm	mm	kg	mm	mm	mm		
80	26	50	108	12,2	32	L101.B56.080	L121.B56.080
100	30	70	128	12,2	33	L101.B56.100	L121.B56.100
125	37	100	157	12,2	39	L101.B56.125	L121.B56.125
160	40	160	190	12,2	47	L101.B56.160	L121.B56.160
200	50	200	240	12,2	56	L101.B56.200	L121.B56.200

Available alternative: Stem fitting

Tread **Rubber black, electrically conductive**
Wheel body **Steel rim** Bearing **Roller bearing**

mm	mm	kg	mm	mm	mm		
80	30	65	108	12,2	32	L101.B58.080	L121.B58.080
100	30	70	128	12,2	33	L101.B58.100	L121.B58.100
125	37	100	157	12,2	39	L101.B58.125	L121.B58.125
160	40	160	190	12,2	47	L101.B58.160	L121.B58.160
200	50	200	239	12,2	56	L101.B58.200	L121.B58.200

Available alternative: Stem fitting

Transport castors

MODEL

Zinc chrome sheet steel with dual row swivel head ball bearings

Tread **Rubber black**
Wheel body **Plastic** Bearing **Plain bearing**

mm	mm	kg	mm	mm	mm	mm	mm			
80	25	50	105	104x80	84x64/76x56	9	34	L400.B40.080	L410.B40.080	L420.B40.080
100	30	70	128	104x80	84x64/76x56	9	34	L400.B40.100	L410.B40.100	L420.B40.100
125	37.5	100	155	105x80	84x64/76x56	9	34	L400.B40.125	L410.B40.125	L420.B40.125
140	38	130	175	105x80	80x55/60	9	40	L400.B40.140	L410.B40.140	L420.B40.140
160	40	135	195	135x110	105x75/80	12	48	L400.B40.160	L410.B40.160	L420.B40.160
200	50	205	237	135x110	105x75/80	12	58	L400.B40.200	L410.B40.200	L420.B40.200

Tread **Rubber black**
Wheel body **Plastic** Bearing **Roller bearing**

mm	mm	kg	mm	mm	mm	mm	mm			
80	30	50	105	104x80	84x64/76x56	9	34	L400.B45.080	L410.B45.080	L420.B45.080
100	30	70	128	104x80	84x64/76x56	9	34	L400.B45.100	L410.B45.100	L420.B45.100
125	37.5	100	155	105x80	84x64/76x56	9	34	L400.B45.125	L410.B45.125	L420.B45.125
160	40	135	195	135x110	105x75/80	12	48	L400.B45.160	L410.B45.160	L420.B45.160
200	50	205	237	135x110	105x75/80	12	58	L400.B45.200	L410.B45.200	L420.B45.200

Tread **Rubber black**
Wheel body **Plastic** Bearing **Plain bearing**

mm	mm	kg	mm	mm	mm	mm	mm			
80	35	100	106	104x80	84x64/76x56	9	34	L400.B40.081	L410.B40.081	L420.B40.081

Tread **Rubber grey**
Wheel body **Plastic** Bearing **Roller bearing**

mm	mm	kg	mm	mm	mm	mm	mm			
80	35	50	105	104x80	84x64/76x56	9	34	L400.B46.080	L410.B46.080	L420.B46.080
100	30	70	128	104x80	84x64/76x56	9	34	L400.B46.100	L410.B46.100	L420.B46.100
125	37.5	100	155	105x80	84x64/76x56	9	34	L400.B46.125	L410.B46.125	L420.B46.125
160	40	135	195	135x110	105x75/80	12	48	L400.B46.160	L410.B46.160	L420.B46.160
200	50	205	237	135x110	105x75/80	12	58	L400.B46.200	L410.B46.200	L420.B46.200

MODEL

Zinc chrome sheet steel with dual row swivel head ball bearings

Tread **Rubber black**
Wheel body **Plastic** Bearing **Plain bearing**

mm	mm	kg	mm	mm	mm		
80	25	50	108	12,2	32	L101.B40.080	L121.B40.080
100	30	70	128	12,2	33	L101.B40.100	L121.B40.100
125	38	100	157	12,2	39	L101.B40.125	L121.B40.125
140	38	130	177	12,2	48	L101.B40.140	L121.B40.140
160	40	135	190	12,2	47	L101.B40.160	L121.B40.160
200	50	200	240	12,2	56	L101.B40.200	L121.B40.200

Available alternative: Stem fitting

Tread **Rubber black**
Wheel body **Plastic** Bearing **Roller bearing**

mm	mm	kg	mm	mm	mm		
80	30	50	108	12,2	32	L101.B45.080	L121.B45.080
100	30	70	128	12,2	33	L101.B45.100	L121.B45.100
125	37.5	100	157	12,2	39	L101.B45.125	L121.B45.125
160	40	150	190	12,2	47	L101.B45.160	L121.B45.160
200	50	200	240	12,2	56	L101.B45.200	L121.B45.200

Available alternative: Stem fitting

Tread **Rubber black**
Wheel body **Plastic** Bearing **Plain bearing**

mm	mm	kg	mm	mm	mm		
80	35	100	108	12,2	34	L101.B40.081	L121.B40.081

Available alternative: Stem fitting

Tread **Rubber grey**
Wheel body **Plastic** Bearing **Roller bearing**

mm	mm	kg	mm	mm	mm		
80	35	50	107	12,2	32	L101.B46.080	L121.B46.080
100	30	70	128	12,2	33	L101.B46.100	L121.B46.100
125	37.5	100	152	12,2	40	L101.B46.125	L121.B46.125
160	40	150	190	12,2	47	L101.B46.160	L121.B46.160
200	50	200	240	12,2	56	L101.B46.200	L121.B46.200

Available alternative: Stem fitting

MODEL

Zinc chrome sheet steel with dual row swivel head ball bearings

Tread **Thermoplastic rubber grey**
Wheel body **Plastic** Bearing **Plain bearing**

mm	mm	kg	mm	mm	mm	mm	mm			
80	32	100	105	104x80	84x64/76x56	9	34	L400.B43.081	L410.B43.081	L420.B43.081
100	32	110	128	104x80	84x64/76x56	9	34	L400.B43.101	L410.B43.101	L420.B43.101
125	32	120	155	104x80	84x64/76x56	9	34	L400.B43.126	L410.B43.126	L420.B43.126
160	45	200	195	135x110	105x75/80	12	48	L400.B43.161	L410.B43.161	L420.B43.161
200	45	220	235	135x110	105x75/80	12	58	L400.B43.201	L410.B43.201	L420.B43.201
250	45	300	292	135x110	105x80	12	60	L400.B43.250	L410.B43.250	L420.B43.250

Tread **Thermoplastic rubber grey**
Wheel body **Plastic** Bearing **Roller bearing**

mm	mm	kg	mm	mm	mm	mm	mm			
80	32	100	105	104x80	84x64/76x56	9	34	L400.B44.081	L410.B44.081	L420.B44.081
100	32	110	128	104x80	84x64/76x56	9	34	L400.B44.101	L410.B44.101	L420.B44.101
125	32	120	155	104x80	84x64/76x56	9	34	L400.B44.126	L410.B44.126	L420.B44.126
160	45	200	195	135x110	105x75/80	12	48	L400.B44.161	L410.B44.161	L420.B44.161
200	45	220	235	135x110	105x75/80	12	58	L400.B44.201	L410.B44.201	L420.B44.201
250	45	300	292	135x110	105x80	12	60	L400.B44.250	L410.B44.250	L420.B44.250

Tread **Thermoplastic rubber grey**
Wheel body **Plastic** Bearing **Ball bearing**

mm	mm	kg	mm	mm	mm	mm	mm			
80	32	100	105	104x80	84x64/76x56	9	34	L400.A85.082	L410.A85.082	L420.A85.082
100	32	110	128	104x80	84x64/76x56	9	34	L400.A85.102	L410.A85.102	L420.A85.102
125	32	120	155	104x80	84x64/76x56	9	34	L400.A85.127	L410.A85.127	L420.A85.127
160	45	200	195	135x110	105x75/80	12	48	L400.A85.162	L410.A85.162	L420.A85.162
200	45	220	235	135x110	105x75/80	12	58	L400.A85.202	L410.A85.202	L420.A85.202
250	45	300	292	135x110	105x80	12	60	L400.A85.250	L410.A85.250	L420.A85.250

Transport castors

100 – 220 kg

MODEL

Zinc chrome sheet steel with dual row swivel head ball bearings

Tread **Thermoplastic rubber grey**
Wheel body **Plastic** Bearing **Plain bearing**

mm	mm	kg	mm	mm	mm		
80	32	100	108	12,2	32	L101.B43.081	L121.B43.081
100	32	110	128	12,2	33	L101.B43.101	L121.B43.101
125	32	120	157	12,2	46	L101.B43.126	L121.B43.126
160	45	200	208	12,2	56	L101.B43.161	L121.B43.161
200	45	220	240	12,2	56	L101.B43.201	L121.B43.201

Tread **Thermoplastic rubber grey**
Wheel body **Plastic** Bearing **Roller bearing**

mm	mm	kg	mm	mm	mm		
80	32	100	108	12,2	32	L101.B44.081	L121.B44.081
100	32	110	128	12,2	33	L101.B44.101	L121.B44.101
125	32	120	157	12,2	46	L101.B44.126	L121.B44.126
160	45	200	208	12,2	56	L101.B44.161	L121.B44.161
200	45	220	240	12,2	56	L101.B44.201	L121.B44.201

Tread **Thermoplastic rubber grey**
Wheel body **Plastic** Bearing **Ball bearing**

mm	mm	kg	mm	mm	mm		
80	32	100	108	12,2	32	L101.A85.082	L121.A85.082
100	32	110	128	12,2	33	L101.A85.102	L121.A85.102
125	32	120	157	12,2	46	L101.A85.127	L121.A85.127
160	45	200	208	12,2	56	L101.A85.162	L121.A85.162
200	45	220	240	12,2	56	L101.A85.202	L121.A85.202

MODEL

Black sheet steel with dual row swivel head ball bearings

Tread **Thermoplastic rubber grey**
Wheel body **Plastic red** Bearing **Roller bearing**

mm	mm	kg	mm	mm	mm	mm	mm			
80	32	100	105	104x80	84x64/76x56	9	34	L800.B44.081.03	L810.B44.081.03	L820.B44.081.03
100	32	110	128	104x80	84x64/76x56	9	34	L800.B44.101.03	L810.B44.101.03	L820.B44.101.03
125	32	120	155	104x80	84x64/76x56	9	34	L800.B44.126.03	L810.B44.126.03	L820.B44.126.03

Tread **Thermoplastic rubber light grey**
Wheel body **Plastic orange** Bearing **Roller bearing**

mm	mm	kg	mm	mm	mm	mm	mm			
80	32	100	105	104x80	84x64/76x56	9	34	L800.B44.081.02	L810.B44.081.02	L820.B44.081.02
100	32	110	128	104x80	84x64/76x56	9	34	L800.B44.101.02	L810.B44.101.02	L820.B44.101.02
125	32	120	155	104x80	84x64/76x56	9	34	L800.B44.126.02	L810.B44.126.02	L820.B44.126.02

Tread **Thermoplastic rubber green**
Wheel body **Plastic black** Bearing **Roller bearing**

mm	mm	kg	mm	mm	mm	mm	mm			
80	32	100	105	104x80	84x64/76x56	9	34	L800.B44.081.04	L810.B44.081.04	L820.B44.081.04
100	32	110	128	104x80	84x64/76x56	9	34	L800.B44.101.04	L810.B44.101.04	L820.B44.101.04
125	32	120	155	104x80	84x64/76x56	9	34	L800.B44.126.04	L810.B44.126.04	L820.B44.126.04

MODEL

Black sheet steel with dual row swivel head ball bearings

Tread **Thermoplastic rubber black**
Wheel body **Plastic black** Bearing **Roller bearing**

mm	mm	kg	mm	mm	mm	mm	mm			
80	32	100	105	104x80	84x64/76x56	9	34	L800.B44.081.06	L810.B44.081.06	L820.B44.081.06
100	32	110	128	104x80	84x64/76x56	9	34	L800.B44.101.06	L810.B44.101.06	L820.B44.101.06
125	32	120	155	104x80	84x64/76x56	9	34	L800.B44.126.06	L810.B44.126.06	L820.B44.126.06

Tread **Thermoplastic rubber light blue**
Wheel body **Plastic nature** Bearing **Roller bearing**

mm	mm	kg	mm	mm	mm	mm	mm			
80	32	100	105	104x80	84x64/76x56	9	34	L800.B44.081.05	L810.B44.081.05	L820.B44.081.05
100	32	110	128	104x80	84x64/76x56	9	34	L800.B44.101.05	L810.B44.101.05	L820.B44.101.05
125	32	120	155	104x80	84x64/76x56	9	34	L800.B44.126.05	L810.B44.126.05	L820.B44.126.05

Tread **Thermoplastic rubber grey**
Wheel body **Plastic** Bearing **Roller bearing**

mm	mm	kg	mm	mm	mm	mm	mm			
80	32	100	105	104x80	84x64/76x56	9	34	L800.B44.081	L810.B44.081	L820.B44.081
100	32	110	128	104x80	84x64/76x56	9	34	L800.B44.101	L810.B44.101	L820.B44.101
125	32	120	155	104x80	84x64/76x56	9	34	L800.B44.126	L810.B44.126	L820.B44.126

MODEL

Zinc chrome sheet steel with dual row swivel head ball bearings

Tread **Elastic rubber black**
Wheel body **Plastic** Bearing **Roller bearing**

mm	mm	kg	mm	mm	mm	mm	mm			
100	30	140	127	104x80	84x64/76x56	9	34	L400.B60.100	L410.B60.100	L420.B60.100
125	45	200	155	115x85	80x55/60	9	34	LS400.B60.125	LS410.B60.125	LS420.B60.125
125	50	300	166	138x109	105x75/80	11	48	LSS400.B60.125	LSS410.B60.125	LSS420.B60.125
160	50	300	195	135x110	105x75/80	12	48	L400.B60.160	L410.B60.160	L420.B60.160
200	50	300	235	135x110	105x75/80	12	58	L400.B60.200	L410.B60.200	L420.B60.200

Tread **Elastic rubber blue**
Wheel body **Plastic (100 mm Ø with threadguards)** Bearing **Roller bearing**

mm	mm	kg	mm	mm	mm	mm	mm			
100	26	140	128	102x84	84x64/76x56	9	34	L500.B61.101	L410.B61.101	L520.B61.101
100	32	200	132	106x85	80x60	9	34	LS500.B61.101	LS510.B61.101	LS520.B61.101
125	45	200	155	115x85	80x55/60	9	34	LS400.B61.125	LS410.B61.125	LS420.B61.125
125	50	300	166	138x109	105x75/80	11	45	LSS400.B61.125	LSS410.B61.125	LSS420.B61.125
160	42	300	195	135x110	105x75/80	12	48	L400.B61.160	L410.B61.160	L420.B61.160
200	50	300	235	135x110	105x75/80	12	58	L400.B61.200	L410.B61.200	L420.B61.200

Tread **Elastic rubber blue**
Wheel body **Plastic** Bearing **Ball bearing**

mm	mm	kg	mm	mm	mm	mm	mm			
80	32	120	105	104x80	84x64/76x56	9	34	L400.B62.081	L410.B62.081	L420.B62.081
100	32	150	128	104x80	84x64/76x56	9	34	L400.B62.101	L410.B62.101	L420.B62.101
125	32	175	155	104x80	84x64/76x56	9	34	L400.B62.126	L410.B62.126	L420.B62.126
160	50	300	195	135x110	105x75/80	12	48	L400.B62.161	L410.B62.161	L420.B62.161
200	50	300	235	135x110	105x75/80	12	58	L400.B62.201	L410.B62.201	L420.B62.201

Tread **Elastic rubber grey**
Wheel body **Plastic** Bearing **Ball bearing**

mm	mm	kg	mm	mm	mm	mm	mm			
80	32	120	105	104x80	84x64/76x56	9	34	L400.B67.080	L410.B67.080	L420.B67.080
100	32	150	128	104x80	84x64/76x56	9	34	L400.B67.100	L410.B67.100	L420.B67.100
125	32	175	155	104x80	84x64/76x56	9	34	L400.B67.125	L410.B67.125	L420.B67.125
160	50	300	195	135x110	105x75/80	12	48	L400.B67.160	L410.B67.160	L420.B67.160
200	50	300	235	135x110	105x75/80	12	58	L400.B67.200	L410.B67.200	L420.B67.200

150 – 450 kg

MODEL

Zinc chrome sheet steel with dual row swivel head ball bearings

Tread **Elastic rubber black**
Wheel body **Aluminium** Bearing **Ball bearing**

mm	mm	kg	mm	mm	mm	mm	mm			
100	40	150	137	105x85	80x60	8	34	L400.B80.100	L410.B80.100	L420.B80.100
125	40	150	155	115x85	80x55/60	9	34	LS400.B80.125	LS410.B80.125	LS420.B80.125
125	40	200	157	105x85	80x60	11	36	LB500.B80.125	LB510.B80.125	LB520.B80.125
125	50	220	166	138x109	105x75/80	11	45	LSS400.B80.125	LSS410.B80.125	LSS420.B80.125
160	50	300	195	135x110	105x75/80	12	48	L400.B80.160	L410.B80.160	L420.B80.160
180	50	300	218	135x110	105x75/80	12	58	L400.B80.180	L410.B80.180	L420.B80.180
200	50	350	235	135x110	105x75/80	12	57	L400.B80.200	L410.B80.200	L420.B80.200
250	50	450	303	135x110	105x80	12	70	L400.B80.251	L410.B80.251	L420.B80.251

Tread **Elastic rubber grey**
Wheel body **Aluminium** Bearing **Ball bearing**

mm	mm	kg	mm	mm	mm	mm	mm			
100	40	150	137	105x85	80x60	9	34	L400.B83.100	L410.B83.100	L420.B83.100
125	40	150	155	115x85	80x55/60	9	34	LS400.B83.125	LS410.B83.125	LS420.B83.125
125	40	200	157	105x85	80x60	11	36	LB500.B83.125	LB510.B83.125	LB520.B83.125
125	50	220	166	138x109	105x75/80	11	45	LSS400.B83.125	LSS410.B83.125	LSS420.B83.125
160	50	300	195	135x110	105x75/80	12	51	L400.B83.160	L410.B83.160	L420.B83.160
200	50	350	235	135x110	105x75/80	12	58	L400.B83.200	L410.B83.200	L420.B83.200

Transport castors Besothane

MODEL

Zinc chrome sheet steel with dual row swivel head ball bearings

Tread **Besothane cast polyurethane 83 +/-3 Shore A**
Wheel body **Aluminium** Bearing **Ball bearing**

mm	mm	kg	mm	mm	mm	mm	mm			
80	40	170	127	105x85	80x60	8	42	L400.B92.080	L410.B92.080	L420.B92.080
100	40	200	137	105x85	80x60	8	42	L400.B92.100	L410.B92.100	L420.B92.100
160	50	300	195	138x109	105x75/80	12	58	L400.B92.160	L410.B92.160	L420.B92.160
200	50	300	235	138x109	105x75/80	12	58	L400.B92.200	L410.B92.200	L420.B92.200
250	50	350	292	135x110	105x80	12	60	L400.B92.250	L410.B92.250	L420.B92.250

Properties in comparison

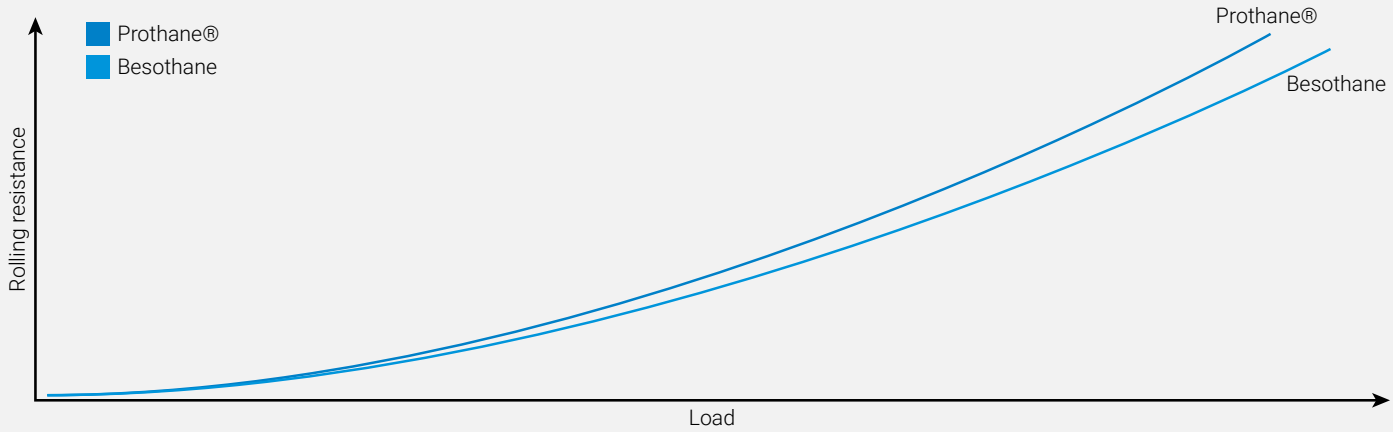

	Besothane	Prothane®
Shore hardness	83 Shore A	93 Shore A
Rebound resilience	45 – 55 %	20 – 25 %
Tensile strength	30 – 35 Mpa	30 – 35 Mpa
Elongation at break	500 – 700 %	400 – 600 %
Tear resistance	85 – 95 N/mm	75 – 85 N/mm

	Besothane	Prothane®
Compression set resistance	++	=
Hydrolysis resistance	+	+
Oil resistance	++	=
Anti-UV	+	=
Dynamic load capacity	+	=
Cut and tear resistance	+	+
Abrasion resistance	++	+

++ Excellent + Good = Normal

MODEL

Zinc chrome sheet steel with dual row swivel head ball bearings

Tread **Prothane® cast polyurethane 95 +/-3 Shore A**
Wheel body **Aluminium** Bearing **Ball bearing**

mm	mm	kg	mm	mm	mm	mm	mm			
80	20	120	105	104x80	84x64/76x56	9	34	L400.B90.080	L410.B90.080	L420.B90.080
100	30	125	128	104x80	84x64/76x56	9	34	L400.B90.100	L410.B90.100	L420.B90.100
100	40	200	132	105x85	80x60	11	36	LB500.B90.100	LB510.B90.100	LB520.B90.100
125	30	200	155	115x85	80x55/60	9	34	LS400.B90.125	LS410.B90.125	LS420.B90.125
125	38	300	157	105x85	80x60	11	36	LB500.B90.125	LB510.B90.125	LB520.B90.125
125	50	300	166	138x109	105x75/80	11	48	LSS400.B90.125	LSS410.B90.125	LSS420.B90.125
150	40	250	181	135x110	105x75/80	12	58	L400.B90.150	L410.B90.150	L420.B90.150
150	50	300	190	135x110	105x75/80	12	48	L400.B90.151	L410.B90.151	L420.B90.151
150	50	450	195	138x110	105x75	12	58	L400.B90.152	L410.B90.152	L420.B90.152
160	50	300	195	135x110	105x75/80	12	58	L400.B90.160	L410.B90.160	L420.B90.160
160	50	400	200	138x110	105x80	12	58	L400.B90.162	L410.B90.162	L420.B90.162
200	50	300	235	135x110	105x75/80	12	58	L400.B90.200	L410.B90.200	L420.B90.200
200	50	400	235	138x109	105x80	12	57	L400.B90.202	L410.B90.202	L420.B90.202

Tread **Prothane® cast polyurethane 95 +/-3 Shore A**
Wheel body **Cast iron** Bearing **Ball bearing**

mm	mm	kg	mm	mm	mm	mm	mm			
80	20	120	105	104x80	84x64/76x56	9	34	L400.C10.080	L410.C10.080	L420.C10.080
100	30	125	128	104x80	84x64/76x56	9	34	L400.C10.100	L410.C10.100	L420.C10.100
100	38	295	132	105x85	80x60	11	36	LB500.C10.100	LB510.C10.100	LB520.C10.100
125	30	200	155	115x85	80x55/60	11	48	LS400.C10.125	LS410.C10.125	LS420.C10.125
125	40	300	166	138x109	105x75/80	11	48	LSS400.C10.125	LSS410.C10.125	LSS420.C10.125
125	40	350	157	105x85	80x60	11	36	LB500.C10.125	LB510.C10.125	LB520.C10.125
150	50	450	195	135x110	105x80	12	58	L400.C10.152	L410.C10.152	L420.C10.152
200	50	300	235	135x110	105x75/80	12	58	L400.C10.200	L410.C10.200	L420.C10.200
200	50	450	235	135x110	105x80	12	57	L400.C10.202	L410.C10.202	L420.C10.202

MODEL

Zinc chrome sheet steel with dual row swivel head ball bearings

Tread **Pneumatic tyre, black rubber**
Wheel body **Steel rim** Bearing **Roller bearing**

mm	mm	kg	mm	mm	mm	mm	mm			
200	50	75	235	135x105	105x75	12	55	L400.C90.200	L410.C90.200	L420.C90.200
230	65	130	255	135x105	105x75	12	61	L400.C90.230	L410.C90.230	L420.C90.230
260	85	130	295	175x175	140x140	15	70	L400.C90.260		L420.C90.260
260	85	130	295	230x125	190x75	15			L410.C90.260	
260	85	130	295	175x175	140x140	15	70	L400.C90.261		L420.C90.261
260	85	130	295	230x125	190x75	15			L410.C90.261	

Tread **Polyurethane**
Wheel body **Steel rim alusilver powder coated** Bearing **Roller bearing**

Tyre black

indestructible

mm	mm	kg	mm	mm	mm	mm	mm			
200	50	75	235	138x109	105x75/80	12	58	L400.C91.200	L410.C91.200	L420.C91.200

Tread **Polyurethane**
Wheel body **Steel rim alusilver powder coated** Bearing **Roller bearing**

Tyre blue

indestructible

mm	mm	kg	mm	mm	mm	mm	mm			
260	85	160	295	175x175	140x140	15	70	L400.C91.262		L420.C91.262
260	85	160	295	230x125	190x75	15			L410.C91.262	

A FOOT MOVEMENT STOPS EVERYTHING

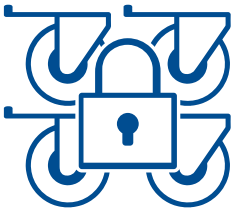

Patent no.
10 2019 123 213

Individual fixing in position

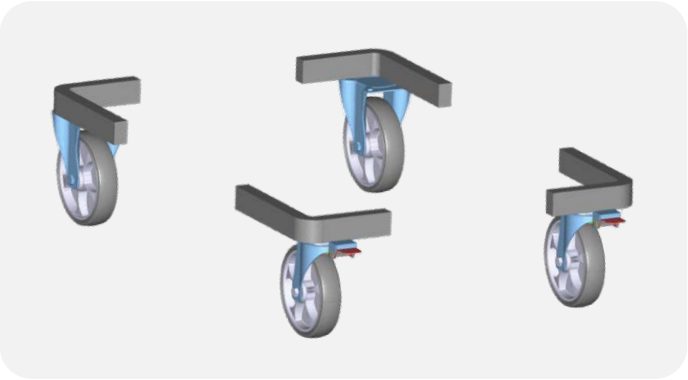

Central locking device with central step tab

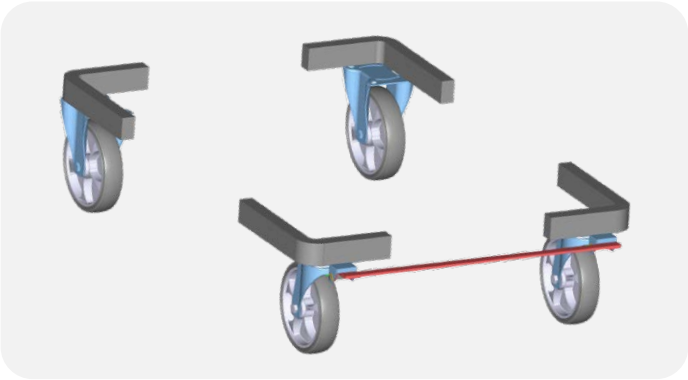

Central brake with foot pedal

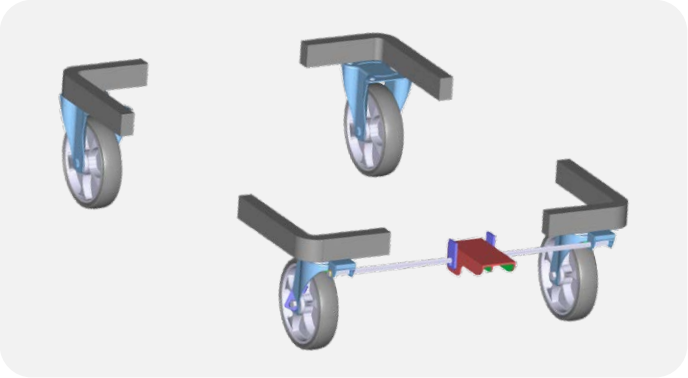

Central lock for 4 swivel castors

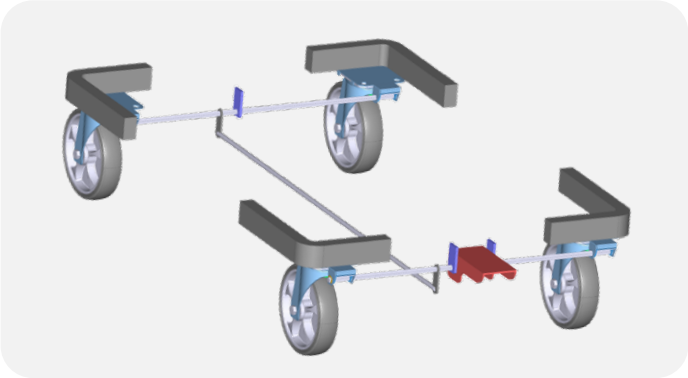

Swivel castors with central brake

MODEL

Zinc chrome sheet steel with dual row swivel head ball bearings

Tread **Plastic**
Wheel body **Plastic** Bearing **Roller bearing**

mm	mm	kg	mm	mm	mm	mm	mm	
150	50	300	192	135x110	105x75/80	12	48	L440.B10.150
200	50	300	237	135x110	105x75/80	12	58	L440.B10.200

Tread **Plastic**
Wheel body **Plastic** Bearing **Ball bearing**

mm	mm	kg	mm	mm	mm	mm	mm	
160	50	300	192	135x110	105x75/80	12	48	L440.B15.151
200	50	300	237	135x110	105x75/80	12	58	L440.B15.201

Tread **Polyurethane blue 85 +/-3 Shore A**
Wheel body **Plastic** Bearing **Roller bearing**

mm	mm	kg	mm	mm	mm	mm	mm	
150	40	200	192	135x110	105x75/80	12	48	L440.B36.151
200	48	300	237	135x110	105x75/80	12	58	L440.B36.201

Swivel castors with central brake

135 – 300 kg

MODEL

Zinc chrome sheet steel with dual row swivel head ball bearings

Tread **Thermoplastic rubber grey**
Wheel body **Plastic** Bearing **Roller bearing**

mm	mm	kg	mm	mm	mm	mm	mm	
160	45	200	197	135x110	105x75/80	12	48	L440.B44.161
200	45	220	237	135x110	105x75/80	12	58	L440.B44.201

Tread **Rubber black**
Wheel body **Steel rim** Bearing **Roller bearing**

mm	mm	kg	mm	mm	mm	mm	mm	
160	40	135	197	135x110	105x75/80	12	48	L440.B55.161
200	50	205	237	135x110	105x75/80	12	58	L440.B55.201

Tread **Elastic rubber black**
Wheel body **Plastic** Bearing **Roller bearing**

mm	mm	kg	mm	mm	mm	mm	mm	
160	50	250	197	135x110	105x75/80	12	48	L440.B60.160
200	50	300	237	135x110	105x75/80	12	58	L440.B60.200

Tread **Elastic rubber blue**
Wheel body **Plastic** Bearing **Ball bearing**

mm	mm	kg	mm	mm	mm	mm	mm	
160	50	300	197	135x110	105x75/80	12	48	L440.B62.160
200	50	300	237	135x110	105x75/80	12	58	L440.B62.200

Swivel castors with central brake

MODEL

Zinc chrome sheet steel with dual row swivel head ball bearings

Tread **Besothane cast polyurethane 83 +/-3 Shore A**
Wheel body **Aluminium** Bearing **Ball bearing**

mm	mm	kg	mm	mm	mm	mm	mm	
160	50	300	197	135x110	105x75/80	12	48	L440.B92.160
200	50	300	237	135x110	105x75/80	12	58	L440.B92.200

Tread **Prothane® cast polyurethane 95 +/-3 Shore A**
Wheel body **Aluminium** Bearing **Ball bearing**

mm	mm	kg	mm	mm	mm	mm	mm	
160	50	300	197	135x110	105x75/80	12	48	L440.B90.160
200	50	300	237	135x110	105x75/80	12	58	L440.B90.200

Tread **Elastic rubber black**
Wheel body **Aluminium** Bearing **Ball bearing**

mm	mm	kg	mm	mm	mm	mm	mm	
160	50	300	197	135x110	105x75/80	12	48	L440.B80.160
200	50	300	237	135x110	105x75/80	12	58	L440.B80.200

Tread **Elastic rubber grey**
Wheel body **Plastic** Bearing **Ball bearing**

mm	mm	kg	mm	mm	mm	mm	mm	
160	50	300	197	135x110	105x75/80	12	48	L440.B67.160
200	50	300	237	135x110	105x75/80	12	58	L440.B67.200

RAISE, LOWER TRANSPORT GOODS: WHEEL ROTATION STOPPED

Swivel castors with load-dependent directional lock (360°)

MODEL

Zinc chrome sheet steel with dual row swivel head ball bearings

Tread **Elastic rubber blue**
Wheel body **Plastic** Bearing **Roller bearing**

mm	mm	kg	mm	mm	mm	mm	mm		
100	36	150	128	105x80	84x64/74x56	8.5	38	L300.B61.100	
100	36	150	128	105x80	84x64/74x56	8.5	41		L320.B61.100

Tread **Elastic rubber blue**
Wheel body **Plastic** Bearing **Ball bearing**

mm	mm	kg	mm	mm	mm	mm	mm		
100	32	150	128	104x80	84x64/76x56	9	38	L300.B62.100	
100	32	150	128	104x80	84x64/76x56	9	41		L320.B62.100

Tread **Elastic rubber grey**
Wheel body **Plastic** Bearing **Ball bearing**

mm	mm	kg	mm	mm	mm	mm	mm		
100	32	150	128	104x80	76x56/84x64	9	38	L300.B67.100	
100	32	150	128	104x80	76x56/84x64	9	41		L320.B67.100

Tread **Thermoplastic rubber grey**
Wheel body **Plastic** Bearing **Ball bearing**

mm	mm	kg	mm	mm	mm	mm	mm		
100	32	110	128	105x80	84x64/74x56	8.5	38	L300.A85.100	
100	32	110	128	105x80	84x64/74x56	8.5	41		L320.A85.100

Swivel castors with load-dependent directional lock (360°)

150 – 200 kg

MODEL

Zinc chrome sheet steel with dual row swivel head ball bearings

Tread **Elastic rubber black**
Wheel body **Aluminium** Bearing **Ball bearing**

mm	mm	kg	mm	mm	mm	mm	mm		
100	40	150	128	105x80	84x64/74x56	8.5	38	L300.B80.100	
100	40	150	128	105x80	84x64/74x56	8.5	41		L320.B80.100

Tread **Prothane® cast polyurethane 95 +/-3 Shore A**
Wheel body **Aluminium** Bearing **Ball bearing**

mm	mm	kg	mm	mm	mm	mm	mm		
100	30	200	128	105x80	84x64/74x56	8.5	38	L300.B90.100	
100	30	200	128	105x80	84x64/74x56	8.5	41		L320.B90.100

Tread **Plastic**
Wheel body **Plastic** Bearing **Ball bearing**

mm	mm	kg	mm	mm	mm	mm	mm		
100	32	200	128	105x80	84x64/74x56	8.5	38	L300.B15.100	
100	32	200	128	105x80	84x64/74x56	8.5	41		L320.B15.100

STRAIGHT AHEAD AS DESIRED

Directional locks or steering locks are the ideal addition to castor boxes, lattice boxes or other storage boxes, e.g. when changing from forklift to manual process. Ideal for use in the furniture or tyre industry from storage to delivery.

Steering blocker can be screwed on and is unattached on delivery.	ALZ

Remark:
Can only be combined with steering boxes L400 series without brake, plate size 135x110 mm.
Additional spacers are required in conjunction with N-series castors.

Steering blocker can be screwed on and is unattached on delivery.	ALZ.K

Remark:
Can only be combined with steering housings L400 series without brake, plate size 104x80 mm.

Swivel castors with directional locking device

200 kg

MODEL

Fork of sheet steel · zinc-chromatised · dual-row ball bearings collar in fork head

Tread **Plastic**
Wheel body **Plastic** Bearing **Roller bearing**

mm	mm	kg	mm	mm	mm	mm	mm	
100	32	200	125	105x80	84x64/76x56	9	34	L400.B10.100SO
100	32	200	125	105x80	80x60	9	41	L400.B10.100SO1

	mm	mm	
Directional locking device, plastic, screw-on, suitable for castor L400.B10.100SO1	80	8	RFST



The steering locks are mounted on the transport device and, when actuated, the castor is fixed in the direction of travel by activating a pin with a bayonet lock. With this locking, swivel castors with run-on plates become fixed castors with good tracking and the transported goods glide smoothly.

SURE THING – FOOT GUARD

An additional foot guard is a castor safety upgrade to prevent accidents. It fulfills its function regardless of footwear, from barefoot to safety shoes.
The ideal safety protection for industry, logistics, manufacturing and catering.

Order castors with foot guard directly
The safety foot guard is then installed directly at the factory. The foot guard is available for the housing series L400, LSS400, N100 and L600 for wheel diameters 125 - 200 mm.

MODEL

Fork of sheet steel · zinc-plated · dual-row ball collar in fork head

Tread **Polyurethane 90 +/- 3 Shore A**
Wheel body **Steel** Bearing **Ball bearing**

mm	mm	kg	mm	mm	mm	mm	mm			
35	25	100	58	60x60	48x48/38x38	7	20	A600.C10.035	A610.C10.035	A620.C10.035
50	25	120	74	60x60	48x48/38x38	6.3	24	A600.C10.050		A620.C10.050

MODEL

Tread **Polyurethane 90 +/- 3 Shore A**
Wheel body **Steel** Bearing **Ball bearing**

mm	mm	kg	mm	mm	mm		
35	25	100	58	11	20	A601.C10.035	A621.C10.035
50	25	120	74	11	24	A601.C10.050	A621.C10.050

MODEL

Zinc chrome sheet steel with dual row swivel head ball bearings

Tread **Plastic white**
Wheel body **Plastic white** Bearing **Roller bearing**

mm	mm	kg	mm	mm	mm	mm	mm			
125	45	400	161.5	135x105	105x75/80	11	56/60	LM400.B10.125	LM410.B10.125	LM420.B10.125
125	40	400	161.5	135x105	105x75/80	11	56/60	LM400.B10.126	LM410.B10.126	LM420.B10.126
150	45	400	195	135x105	105x75/80	11	53/56	LM400.B10.150	LM410.B10.150	LM420.B10.150
200	50	450	240	135x105	105x75/80	11	54/53	LM400.B10.200	LM410.B10.200	LM420.B10.200
200	50	500	240	135x105	105x75/80	11	54/53	LM400.B10.201	LM410.B10.201	LM420.B10.201

Tread **Plastic**
Wheel body **Plastic** Bearing **Ball bearing**

mm	mm	kg	mm	mm	mm	mm	mm			
125	40	400	161.5	135x105	105x75/80	11	56/60	LM400.B15.126	LM410.B15.126	LM420.B15.126
125	50	400	161.5	135x105	105x75/80	11	56/60	LM400.B15.125	LM410.B15.125	LM420.B15.125
150	45	450	195	135x105	105x75/80	11	53/56	LM400.B15.150	LM410.B15.150	LM420.B15.150
150	50	450	195	135x105	105x75/80	11	53/56	LM400.B15.151	LM410.B15.151	LM420.B15.151
160	45	450	200	135x105	105x75/80	11	53/56	LM400.B15.160	LM410.B15.160	LM420.B15.160
200	50	500	240	135x105	105x75/80	11	54/53	LM400.B15.202	LM410.B15.202	LM420.B15.202

Tread **Polyurethane red 95 +/-3 Shore A**
Wheel body **Polyamide** Bearing **Ball bearing**

mm	mm	kg	mm	mm	mm	mm	mm			
125	40	400	161.5	135x105	105x75/80	11	56/60	LM400.B38.125	LM410.B38.125	LM420.B38.125
160	45	450	200	135x105	105x75/80	11	53/56	LM400.B38.160	LM410.B38.160	LM420.B38.160
200	50	500	240	135x105	105x75/80	11	54/53	LM400.B38.200	LM410.B38.200	LM420.B38.200

NEW

450 – 500 kg

MODEL

Zinc chrome sheet steel with dual row swivel head ball bearings

Tread **Prothane® cast polyurethane 95 +/-3 Shore A**
Wheel body **Aluminium** Bearing **Ball bearing**

mm	mm	kg	mm	mm	mm	mm	mm			
150	50	450	195	135x105	105x75/80	11	53/56	LM400.B90.150	LM410.B90.150	LM420.B90.150
160	50	450	200	135x105	105x75/80	11	53/56	LM400.B90.160	LM410.B90.160	LM420.B90.160
200	50	500	240	135x105	105x75/80	11	54/53	LM400.B90.200	LM410.B90.200	LM420.B90.200

Tread **Prothane® cast polyurethane 95 +/-3 Shore A**
Wheel body **Cast iron** Bearing **Ball bearing**

mm	mm	kg	mm	mm	mm	mm	mm			
150	50	450	195	135x105	105x75/80	11	53/56	LM400.C10.150	LM410.C10.150	LM420.C10.150
200	50	500	240	135x105	105x75/80	11	54/53	LM400.C10.200	LM410.C10.200	LM420.C10.200

WET AREAS
FOOD INDUSTRY
CATERING TECHNOLOGY
CHEMICAL INDUSTRY
HYGIENIC AREAS
SYSTEM CATERING
BAKERIES

Stainless steel castors are available in a wide range of designs. They are available as apparatus castors, transport castors and heavy-duty castors with a high load capacity per castor. This means that castors made of high-quality stainless steel can be used in a wide range of areas and applications. The better the castors are adapted to the application, the more effectively and for longer they can be used.

OUR
STAINLESS STEEL APPARATUS CASTORS
STAINLESS STEEL TRANSPORT CASTORS
STAINLESS STEEL HEAVY-DUTY CASTORS

STAINLESS STEEL CASTORS

MODEL

Fork of stainless steel · dual-row ball bearings collar in fork head

Tread **Thermoplastic rubber grey**
Wheel body **Plastic** Bearing **Plain bearing**

mm	mm	kg	mm	mm	mm	mm	mm			
50	18	50	69	60x60	48/38x48/38	6.2	24	G100.A80.052	G110.A80.052	G120.A80.052
75	25	75	100	60x60	48/38x48/38	6.2	24.5	G100.A80.077	G110.A80.077	G120.A80.077
100	32	100	135	77x67	61.5/56x51.5/46.5	8.5	38	G100.A80.102	G110.A80.102	G120.A80.102
125	32	100	160	77x67	61.5/56x51.5/46.5	8.5	40	G100.A80.127	G110.A80.127	G120.A80.127

Tread **Plastic**
Wheel body **Plastic** Bearing **Plain bearing**

mm	mm	kg	mm	mm	mm	mm	mm			
50	18	50	69	60x60	48/38x48/38	6.2	24	G100.A90.052	G110.A90.052	G120.A90.052
75	25	75	100	60x60	48/38x48/38	6.2	24.5	G100.A90.077	G110.A90.077	G120.A90.077
100	30	100	135	77x67	61.5/56x51.5/46.5	8.5	38	G100.A90.102	G110.A90.102	G120.A90.102
125	27	100	160	77x67	61.5/56x51.5/46.5	8.5	40	G100.A90.127	G110.A90.127	G120.A90.127

Stainless steel castors

INOX

50 – 100 kg

MODEL

Fork of stainless steel · dual-row ball bearings collar in fork head

Tread **Thermoplastic rubber grey**
Wheel body **Plastic** Bearing **Plain bearing**

mm	mm	kg	mm	mm	mm		
50	18	50	69	11	24	G101.A80.052	G121.A80.052
75	25	75	100	11	24.5	G101.A80.077	G121.A80.077
100	32	100	135	13	38	G101.A80.102	G121.A80.102
125	32	100	160	13	40	G101.A80.127	G121.A80.127

Tread **Plastic**
Wheel body **Plastic** Bearing **Plain bearing**

mm	mm	kg	mm	mm	mm		
50	18	50	69	11	24	G101.A90.052	G121.A90.052
75	25	75	100	11	24.5	G101.A90.077	G121.A90.077
100	30	100	135	13	38	G101.A90.102	G121.A90.102
120	27	100	160	13	40	G101.A90.127	G121.A90.127

MODEL

Fork of stainless steel · dual-row ball bearings collar in fork head

Tread **Thermoplastic rubber grey**
Wheel body **Plastic** Bearing **Plain bearing**

mm	mm	kg	mm	mm	mm	mm	mm			
80	32	100	105	100x80	80/76x60	9	36	H100.B43.081	H110.B43.081	H120.B43.081
100	32	110	125	100x80	80/76x60	9	36	H100.B43.101	H110.B43.101	H120.B43.101
125	32	120	156.5	100x80	80/76x60	9	36	H100.B43.127	H110.B43.127	H120.B43.127
160	45	200	196	135x110	105x75/80	11	52	H100.B43.160	H110.B43.160	H120.B43.160
200	45	220	235	135x110	105x75/80	11	52	H100.B43.201	H110.B43.201	H120.B43.201

Tread **Polyamide**
Wheel body **Polyamide** Bearing **Plain bearing**

mm	mm	kg	mm	mm	mm	mm	mm			
80	33	150	105	100x80	80/76x60	9	36	H100.A90.081	H110.A90.081	H120.A90.081
100	35	200	125	100x80	80/76x60	9	36	H100.A90.101	H110.A90.101	H120.A90.101
125	36	250	156.5	100x80	80/76x60	9	36	H100.A90.127	H110.A90.127	H120.A90.127
150	45	300	185	135x110	105x75/80	11	52	H100.A90.151	H110.A90.151	H120.A90.151
160	45	300	196	135x110	105x75/80	11	52	H100.A90.160	H110.A90.160	H120.A90.160
200	50	400	235	135x110	105x75/80	11	52	H100.A90.201	H110.A90.201	H120.A90.201

Tread **Polyurethane blue 85 +/-3 Shore A**
Wheel body **Plastic** Bearing **Plain bearing**

mm	mm	kg	mm	mm	mm	mm	mm			
80	32	70	105	100x80	80/76x60	9	36	H100.B32.081	H110.B32.081	H120.B32.081
100	34	110	125	100x80	80/76x60	9	36	H100.B32.101	H110.B32.101	H120.B32.101
125	34	150	156.5	100x80	80/76x60	9	36	H100.B32.126	H110.B32.126	H120.B32.126
150	40	200	185	135x110	105x75/80	11	52	H100.B32.151	H110.B32.151	H120.B32.151
160	40	250	196	135x110	105x75/80	11	52	H100.B32.160	H110.B32.160	H120.B32.160
200	48	300	235	135x110	105x75/80	11	52	H100.B32.201	H110.B32.201	H120.B32.201

Stainless steel castors

INOX

70 – 400 kg

MODEL

Fork of stainless steel · dual-row ball bearings collar in fork head

Tread **Thermoplastic rubber grey**
Wheel body **Plastic** Bearing **Plain bearing**

mm	mm	kg	mm	mm	mm		
80	32	100	104	12,8	36	H101.B43.081	H121.B43.081
100	32	110	123	12,8	36	H101.B43.101	H121.B43.101
125	32	120	152.5	12,8	36	H101.B43.127	H121.B43.127
160	45	200	190	168	52	H101.B43.160	H121.B43.160
200	45	220	230	16,8	52	H101.B43.201	H121.B43.201

Tread **Plastic**
Wheel body **Plastic** Bearing **Plain bearing**

mm	mm	kg	mm	mm	mm		
80	33	150	104	12,8	36	H101.A90.081	H121.A90.081
100	35	200	123	12,8	36	H101.A90.101	H121.A90.101
125	36	250	152.5	12,8	36	H101.A90.126	H121.A90.126
150	45	300	180	16,8	52	H101.A90.151	H121.A90.151
160	45	300	190	16,8	52	H101.A90.160	H121.A90.160
200	50	400	230	16,8	52	H101.A90.201	H121.A90.201

Tread **Polyurethane blue 85 +/-3 Shore A**
Wheel body **Plastic** Bearing **Plain bearing**

mm	mm	kg	mm	mm	mm		
80	32	70	104	12,8	36	H101.B32.081	H121.B32.081
100	34	110	123	12,8	36	H101.B32.101	H121.B32.101
125	34	150	152.5	12,8	36	H101.B32.126	H121.B32.126
150	40	200	180	16,8	52	H101.B32.151	H121.B32.151
160	40	250	190	168	52	H101.B32.160	H121.B32.160
200	48	300	230	16,8	52	H101.B32.201	H121.B32.201

MODEL

Fork of stainless steel · dual-row ball bearings collar in fork head

Tread **Polyurethane red 95 +/-3 Shore A**
Wheel body **Plastic** Bearing **Plain bearing**

mm	mm	kg	mm	mm	mm	mm	mm			
80	32	100	105	100x80	80/76x60	9	36	H100.B26.081	H110.B26.081	H120.B26.081
100	34	140	125	100x80	80/76x60	9	36	H100.B26.101	H110.B26.101	H120.B26.101
125	34	180	156.5	100x80	80/76x60	9	36	H100.B26.127	H110.B26.127	H120.B26.127
150	40	240	185	135x110	105x75/80	11	52	H100.B26.151	H110.B26.151	H120.B26.151
160	40	300	196	135x110	105x75/80	11	52	H100.B26.160	H110.B26.160	H120.B26.160
200	48	380	235	135x110	105x75/80	11	52	H100.B26.201	H110.B26.201	H120.B26.201

Tread **Polyurethane red 95 +/-3 Shore A**
Wheel body **Plastic** Bearing **Stainless steel roller bearing**

mm	mm	kg	mm	mm	mm	mm	mm			
100	34	200	125	100x80	80/76x60	9	36	H100.B28.100	H110.B28.100	H120.B28.100
125	40	250	156.5	100x80	80/76x60	9	36	H100.B28.125	H110.B28.125	H120.B28.125
125	40	300	157.5	135x110	105x75/80	11	38	H100.B28.126	H110.B28.126	H120.B28.126
150	45	300	185	135x110	105x75/80	11	52	H100.B28.150	H110.B28.150	H120.B28.150
160	45	300	196	135x110	105x75/80	11	52	H100.B28.160	H110.B28.160	H120.B28.160
200	50	400	235	135x110	105x75/80	11	52	H100.B28.200	H110.B28.200	H120.B28.200

Tread **Polyurethane red 95 +/-3 Shore A**
Wheel body **Polyamide** Bearing **Stainless steel ball bearing**

mm	mm	kg	mm	mm	mm	mm	mm			
80	34	150	105	100x80	80/76x60	9	36	H100.B71.080	H110.B71.080	H120.B71.080
100	34	200	125	100x80	80/76x60	9	36	H100.B71.100	H110.B71.100	H120.B71.100
125	40	250	156.5	100x80	80/76x60	9	36	H100.B71.125	H110.B71.125	H120.B71.125
125	40	300	157.5	135x110	105x75/80	11	38	H100.B71.126	H110.B71.126	H120.B71.126
150	45	300	185	135x110	105x75/80	11	52	H100.B71.150	H110.B71.150	H120.B71.150
160	45	300	196	135x110	105x75/80	11	52	H100.B71.160	H110.B71.160	H120.B71.160
200	50	400	235	135x110	105x75/80	11	52	H100.B71.200	H110.B71.200	H120.B71.200

Stainless steel castors

INOX

100 – 400 kg

MODEL

Fork of stainless steel · dual-row ball bearings collar in fork head

Tread **Polyurethane red 95 +/-3 Shore A**
Wheel body **Plastic** Bearing **Plain bearing**

mm	mm	kg	mm	mm	mm		
80	32	100	104	12,8	36	H101.B26.081	H121.B26.081
100	34	140	123	12,8	36	H101.B26.101	H121.B26.101
125	34	180	152.5	12,8	36	H101.B26.127	H121.B26.127
150	40	240	180	16,8	52	H101.B26.151	H121.B26.151
160	40	300	190	168	52	H101.B26.160	H121.B26.160
200	48	380	230	16,8	52	H101.B26.201	H121.B26.201

Tread **Polyurethane red 95 +/-3 Shore A**
Wheel body **Plastic** Bearing **Stainless steel roller bearing**

mm	mm	kg	mm	mm	mm		
100	34	200	123	12,8	36	H101.B28.100	H121.B28.100
125	40	200	152.5	12,8	36	H101.B28.125	H121.B28.126
150	45	300	180	16,8	52	H101.B28.150	H121.B28.150
160	45	300	190	168	52	H101.B28.160	H121.B28.160
200	50	400	230	16,8	52	H101.B28.200	H121.B28.200

Tread **Polyurethane red 95 +/-3 Shore A**
Wheel body **Polyamide** Bearing **Stainless steel ball bearing**

mm	mm	kg	mm	mm	mm		
80	34	150	104	12,8	36	H101.B71.080	H121.B71.080
100	34	200	123	12,8	36	H101.B71.100	H121.B71.100
125	40	200	152.5	12,8	36	H101.B71.125	H121.B71.125
150	45	300	180	16,8	52	H101.B71.150	H121.B71.150
160	45	300	190	168	52	H101.B71.160	H121.B71.160
200	50	400	230	16,8	52	H101.B71.200	H121.B71.200

INOX

Stainless steel heavy duty castors

MODEL

Fork of stainless steel · dual-row ball bearings collar in fork head

Tread **Polyamide**
Wheel body **Polyamide** Bearing **Plain bearing**

mm	mm	kg	mm	mm	mm	mm	mm			
100	34	200	128	100x85	80x60	9	42	HS100.A90.101	HS110.A90.101	HS120.A90.101
125	40	750	163.5	132x110	105x75/80	12	62	HS100.A90.126	HS110.A90.126	HS120.A90.126
150	45	700	195	132x110	105x75/80	12	62	HS100.A90.152	HS110.A90.152	HS120.A90.152
150	45	450	193	132x110	105x75/80	12	62	HS100.A90.153	HS110.A90.153	HS120.A90.153
150	45	800	197	132x110	105x75/80	12	62	HS100.A90.154	HS110.A90.154	HS120.A90.154
160	45	700	200	132x110	105x75/80	12	62	HS100.A90.160	HS110.A90.160	HS120.A90.160
160	45	800	202	132x110	105x75/80	12	62	HS100.A90.161	HS110.A90.161	HS120.A90.161
200	50	700	242	132x110	105x75/80	12	61	HS100.A90.202	HS110.A90.202	HS120.A90.202
200	50	450	240	132x110	105x75/80	12	61	HS100.A90.203	HS110.A90.203	HS120.A90.203
200	50	1000	243	132x110	105x75/80	12	61	HS100.A90.204	HS110.A90.204	HS120.A90.204

Tread **Polyamide**
Wheel body **Polyamide** Bearing **Stainless steel roller bearing**

mm	mm	kg	mm	mm	mm	mm	mm			
100	34	200	128	100x85	80x60	9	42	HS100.B14.101	HS110.B14.101	HS120.B14.101
125	40	750	163.5	132x110	105x75/80	12	62	HS100.B14.126	HS110.B14.126	HS120.B14.126
150	45	700	195	132x110	105x75/80	12	62	HS100.B14.152	HS110.B14.152	HS120.B14.152
150	45	450	193	132x110	105x75/80	12	62	HS100.B14.153	HS110.B14.153	HS120.B14.153
150	45	800	197	132x110	105x75/80	12	62	HS100.B14.154	HS110.B14.154	HS120.B14.154
160	45	700	200	132x110	105x75/80	12	62	HS100.B14.160	HS110.B14.160	HS120.B14.160
160	45	800	202	132x110	105x75/80	12	62	HS100.B14.161	HS110.B14.161	HS120.B14.161
200	50	700	242	132x110	105x75/80	12	61	HS100.B14.202	HS110.B14.202	HS120.B14.202
200	50	450	240	132x110	105x75/80	12	61	HS100.B14.203	HS110.B14.203	HS120.B14.203
200	50	1000	243	132x110	105x75/80	12	61	HS100.B14.204	HS110.B14.204	HS120.B14.204

Tread **Polyurethane red 95 +/-3 Shore A**
Wheel body **Plastic** Bearing **Stainless steel roller bearing**

mm	mm	kg	mm	mm	mm	mm	mm			
100	34	200	128	100x85	80x60	9	42	HS100.B28.101	HS110.B28.101	HS120.B28.101
125	40	300	153.5	100x85	80x60	9	51	HS100.B28.127	HS110.B28.127	HS120.B28.127
125	40	400	163.5	132x110	105x75/80	12	62	HS100.B28.128	HS110.B28.128	HS120.B28.128
150	45	500	195	132x110	105x75/80	12	62	HS100.B28.152	HS110.B28.152	HS120.B28.152
160	45	600	200	132x110	105x75/80	12	62	HS100.B28.160	HS110.B28.160	HS120.B28.160
200	50	700	242	132x110	105x75/80	12	61	HS100.B28.202	HS110.B28.202	HS120.B28.202

Stainless steel heavy duty castors

INOX

200 – 700 kg

MODEL

Fork of stainless steel · dual-row ball bearings collar in fork head

Tread **Polyurethane red 95 +/-3 Shore A**
Wheel body **Plastic** Bearing **Plain bearing**

mm	mm	kg	mm	mm	mm	mm	mm			
100	34	200	128	100x85	80x60	9	42	HS100.B27.101	HS110.B27.101	HS120.B27.101
125	40	300	153.5	100x85	80x60	9	51	HS100.B27.127	HS110.B27.127	HS120.B27.127
125	40	400	163.5	132x110	105x75/80	12	62	HS100.B27.128	HS110.B27.128	HS120.B27.128
150	45	500	195	132x110	105x75/80	12	62	HS100.B27.152	HS110.B27.152	HS120.B27.152
160	45	600	200	132x110	105x75/80	12	62	HS100.B27.160	HS110.B27.160	HS120.B27.160
200	50	700	242	132x110	105x75/80	12	61	HS100.B27.202	HS110.B27.202	HS120.B27.202

Tread **Polyurethane red 95 +/-3 Shore A**
Wheel body **Polyamide** Bearing **Stainless steel ball bearing**

mm	mm	kg	mm	mm	mm	mm	mm			
100	34	200	128	100x85	80x60	9	42	HS100.B71.100	HS110.B71.100	HS120.B71.100
125	40	300	153.5	100x85	80x60	9	51	HS100.B71.125	HS110.B71.125	HS120.B71.125
125	40	400	163.5	132x110	105x75/80	12	62	HS100.B71.126	HS110.B71.126	HS120.B71.126
150	45	500	195	132x110	105x75/80	12	62	HS100.B71.150	HS110.B71.150	HS120.B71.150
160	45	600	200	132x110	105x75/80	12	62	HS100.B71.160	HS110.B71.160	HS120.B71.160
200	50	700	242	132x110	105x75/80	12	61	HS100.B71.200	HS110.B71.200	HS120.B71.200

INDUSTRIAL MANUFACTURING
TRANSPORT VEHICLES
ASSEMBLY UNITS
CORRIDOR CONVEYOR VEHICLES
LOGISTICS
SHELF STOCKING

Heavy-duty Castors are used for transporting heavy goods weighing up to 7.5 tonnes. Depending on the weight to be transported, heavy-duty castors can be used as single or double castors (two wheels per castor).

The housings are either made of strong sheet steel or a special welded steel construction for particularly demanding requirements, and some are also designed with suspension for vibration-free transport. In addition, different wheel types can be selected depending on the application.

OUR
HEAVY DUTY CASTORS
SPRING-LOADED HEAVY DUTY CASTORS

HEAVY-DUTY CASTORS

Heavy duty castors

MODEL

Zinc chrome sheet steel with dual row swivel head ball bearings · closed fork head

Tread **Plastic**
Wheel body **Plastic** Bearing **Roller bearing**

mm	mm	kg	mm	mm	mm	mm	mm			
80	30	150	112	105x85	80x60	9	38	N100.B10.081	N110.B10.081	N120.B10.081
100	45	500	148	138x109	105x75	11	48	N100.B10.102	N110.B10.102	
125	45	400	161	135x110	105x80	11	45	N100.B10.125	N110.B10.125	N120.B10.125
125	45	600	178	138x110	105x75	11	46	N100.B10.127	N110.B10.127	N120.B10.127
150	45	400	195	135x110	105x80	11	58	N100.B10.150	N110.B10.150	N120.B10.150
150	45	600	209	138x110	105x75	11	48	N100.B10.151	N110.B10.151	N120.B10.151
200	50	400	235	135x110	105x80	11	57	N100.B10.200	N110.B10.200	N120.B10.200
200	50	600	255	138x110	105x75	11	52	N100.B10.201	N110.B10.201	N120.B10.201
250	50	600	303	138x110	105x75	11	55	N100.B10.251	N110.B10.251	N120.B10.251

Tread **Polyamide**
Wheel body **Plastic** Bearing **Ball bearing**

mm	mm	kg	mm	mm	mm	mm	mm			
80	30	150	112	105x85	80x60	9	38	N100.B15.080	N110.B15.080	N120.B15.080
100	34	450	153	138x110	105x75	11	43	N100.B15.104	N110.B15.104	
125	40	600	177.5	138x110	105x75	11	45	N100.B15.131	N110.B15.131	N120.B15.131
150	45	600	209	138x110	105x75	11	52	N100.B15.154	N110.B15.154	N120.B15.154
200	50	600	255	138x110	105x75	11	55	N100.B15.204	N110.B15.204	N120.B15.204

Tread **Plastic**
Wheel body **Plastic** Bearing **Ball bearing**

mm	mm	kg	mm	mm	mm	mm	mm			
100	50	300	148	138x110	105x75	11	48	N100.B15.103	N110.B15.103	
125	50	450	178	138x110	105x75	11	46	N100.B15.128	N110.B15.128	N120.B15.128
150	50	600	209	138x110	105x75	11	48	N100.B15.153	N110.B15.153	N120.B15.153
200	50	600	255	138x110	105x75	11	52	N100.B15.203	N110.B15.203	N120.B15.203

Heavy duty castors

250 – 600 kg

MODEL

Zinc chrome sheet steel with dual row swivel head ball bearings · closed fork head

Tread **Polyurethane red 95 +/-3 Shore A**
Wheel body **Polyamide** Bearing **Ball bearing**

mm	mm	kg	mm	mm	mm	mm	mm			
100	34	250	153	138x110	105x75	11	43	N100.B38.100	N110.B38.100	
125	40	400	177.5	138x110	105x75	11	45	N100.B38.125	N110.B38.125	N120.B38.125
160	45	600	214	138x110	105x75	11	52	N100.B38.160	N110.B38.160	N120.B38.160
200	50	600	255	138x110	105x75	11	55	N100.B38.200	N110.B38.200	N120.B38.200

Tread **Prothane® cast polyurethane 95 +/-3 Shore A**
Wheel body **Aluminium** Bearing **Ball bearing**

mm	mm	kg	mm	mm	mm	mm	mm			
80	40	250	127	105x85	80x60	8	42	N100.B90.081	N110.B90.081	N120.B90.081
100	40	280	137	105x85	80x60	8	42	N100.B90.102	N110.B90.102	N120.B90.102
125	50	450	178	138x110	105x75	11	46	N100.B90.129	N110.B90.129	N120.B90.129
150	50	550	209	138x110	105x75	11	48	N100.B90.154	N110.B90.154	N120.B90.154
160	50	600	214	138x110	105x75	11	48	N100.B90.163	N110.B90.163	N120.B90.163
200	50	600	255	138x110	105x75	11	52	N100.B90.203	N110.B90.203	N120.B90.203
250	50	600	303	138x110	105x75	11	55	N100.B90.252	N110.B90.252	N120.B90.252

Tread **Besothane cast polyurethane 83 +/-3 Shore A**
Wheel body **Aluminium** Bearing **Ball bearing**

mm	mm	kg	mm	mm	mm	mm	mm			
125	50	450	178	138x110	105x75	11	46	N100.B92.125	N110.B92.125	N120.B92.125
160	50	600	214	138x110	105x75	11	48	N100.B92.160	N110.B92.160	N120.B92.160
200	50	600	255	138x110	105x75	11	52	N100.B92.200	N110.B92.200	N120.B92.200
250	50	600	303	138x110	105x75	11	55	N100.B92.250	N110.B92.250	N120.B92.250

Heavy duty castors

MODEL

Zinc chrome sheet steel with dual row swivel head ball bearings · closed fork head

Tread **Prothane® cast polyurethane 95 +/-3 Shore A**
Wheel body **Cast iron** Bearing **Ball bearing**

mm	mm	kg	mm	mm	mm	mm	mm			
82	70	650	137	175x140	140x105	15	45	N100.C10.083	N110.C10.083	
100	30	300	137	105x85	80x60	8	42	N100.C10.101	N110.C10.101	N120.C10.101
100	50	400	148	138x110	105x75	11	44	N100.C10.103	N110.C10.103	
125	50	550	178	138x110	105x75	11	46	N100.C10.129	N110.C10.129	N120.C10.129
150	40	450	195	138x110	105x75	11	58	N100.C10.152	N110.C10.152	N120.C10.152
150	50	600	209	138x110	105x75	11	48	N100.C10.154	N110.C10.154	N120.C10.154
200	40	450	235	138x110	105x80	11	57	N100.C10.201	N110.C10.201	N120.C10.201
200	50	600	255	138x110	105x75	11	52	N100.C10.203	N110.C10.203	N120.C10.203
250	50	600	303	138x110	105x75	11	55	N100.C10.251	N110.C10.251	N120.C10.251

Tread **Elastic rubber black**
Wheel body **Plastic** Bearing **Roller bearing**

mm	mm	kg	mm	mm	mm	mm	mm			
125	45	200	178	138x110	105x75	11	46	N100.B60.125	N110.B60.125	N120.B60.125
160	50	350	214	138x110	105x75	11	48	N100.B60.160	N110.B60.160	N120.B60.160
200	50	400	255	138x110	105x75	11	52	N100.B60.200	N110.B60.200	N120.B60.200

Tread **Elastic rubber blue**
Wheel body **Plastic** Bearing **Roller bearing**

mm	mm	kg	mm	mm	mm	mm	mm			
125	45	200	178	138x110	105x75	11	46	N100.B61.125	N110.B61.125	N120.B61.125
160	42	350	214	138x110	105x75	11	48	N100.B61.160	N110.B61.160	N120.B61.160
200	50	400	255	138x110	105x75	11	52	N100.B61.200	N110.B61.200	N120.B61.200

Heavy duty castors

150 – 500 kg

MODEL

Zinc chrome sheet steel with dual row swivel head ball bearings · closed fork head

Tread **Elastic rubber black**
Wheel body **Aluminium** Bearing **Ball bearing**

mm	mm	kg	mm	mm	mm	mm	mm			
100	40	150	153	138x110	105x75	11	44	N100.B80.101	N110.B80.101	
125	50	220	178	138x110	105x75	11	46	N100.B80.125	N110.B80.125	N120.B80.125
160	50	350	214	138x110	105x75	11	48	N100.B80.160	N110.B80.160	N120.B80.160
200	50	450	255	138x110	105x75	11	52	N100.B80.200	N110.B80.200	N120.B80.200
250	50	550	303	138x110	105x75	11	55	N100.B80.251	N110.B80.251	N120.B80.251

Tread **Elastic rubber grey**
Wheel body **Aluminium** Bearing **Ball bearing**

mm	mm	kg	mm	mm	mm	mm	mm			
100	40	150	153	138x110	105x75	11	44	N100.B83.100	N110.B83.100	
125	50	220	178	138x110	105x75	11	46	N100.B83.125	N110.B83.125	N120.B83.125
160	50	350	214	138x110	105x75	11	48	N100.B83.160	N110.B83.160	N120.B83.160
200	50	450	255	138x110	105x75	11	52	N100.B83.200	N110.B83.200	N120.B83.200

Tread **Elastic rubber black**
Wheel body **Cast iron** Bearing **Ball bearing**

mm	mm	kg	mm	mm	mm	mm	mm			
100	50	210	153	138x110	105x75	11	44	N100.B81.100	N110.B81.100	
125	50	275	178	138x110	105x75	11	46	N100.B81.125	N110.B81.125	N120.B81.125
150	50	350	209	138x110	105x75	11	48	N100.B81.151	N110.B81.151	N120.B81.151
200	50	450	255	138x110	105x75	11	52	N100.B81.202	N110.B81.202	N120.B81.202
250	50	500	303	138x110	105x75	11	55	N100.B81.253	N110.B81.253	N120.B81.253

Heavy duty castors

MODEL

Zinc chrome sheet steel with dual row swivel head ball bearings

Tread **Plastic**
Wheel body **Plastic** Bearing **Ball bearing**

mm	mm	kg	mm	mm	mm	mm	mm			
125	50	450	178	135x110	104x78	11	53	L600.B15.126	L610.B15.126	L620.B15.126
150	50	650	200	135x110	104x78	11	53	L600.B15.152	L610.B15.152	L620.B15.152
200	50	750	245	135x110	104x78	11	53	L600.B15.202	L610.B15.202	L620.B15.202

Tread **Polyamide**
Wheel body **Plastic** Bearing **Ball bearing**

mm	mm	kg	mm	mm	mm	mm	mm			
125	40	700	177.5	135x110	104x78	11	53	L600.B15.127	L610.B15.127	L620.B15.127
150	45	900	200	135x110	104x78	11	53	L600.B15.153	L610.B15.153	L620.B15.153
160	45	800	205	135x110	104x78	11	53	L600.B15.160	L610.B15.160	L620.B15.160
200	50	1000	245	135x110	104x78	11	53	L600.B15.203	L610.B15.203	L620.B15.203
200	50	1200	245	135x110	104x78	11	53	L600.B15.204	L610.B15.204	L620.B15.204
250	60	1500	290	135x110	104x78	11	53	L600.B15.251	L610.B15.251	L620.B15.251

Tread **Cast polyamide**
Wheel body **Cast polyamide** Bearing **Ball bearing**

mm	mm	kg	mm	mm	mm	mm	mm			
125	55	1000	178	135x110	104x78	11	53	L600.B16.125	L610.B16.125	L620.B16.125
150	55	1000	200	135x110	104x78	11	53	L600.B16.150	L610.B16.150	L620.B16.150
200	55	1250	245	135x110	104x78	11	53	L600.B16.200	L610.B16.200	L620.B16.200

Heavy duty castors

400 – 1000 kg

MODEL

Zinc chrome sheet steel with dual row swivel head ball bearings

Tread **Polyurethane red 95 +/-3 Shore A**
Wheel body **Polyamide** Bearing **Ball bearing**

mm	mm	kg	mm	mm	mm	mm	mm			
125	40	400	177.5	135x110	104x78	11	53	L600.B38.125	L610.B38.125	L620.B38.125
160	45	600	205	135x110	104x78	11	53	L600.B38.160	L610.B38.160	L620.B38.160
200	50	750	245	135x110	104x78	11	53	L600.B38.200	L610.B38.200	L620.B38.200

Tread **Prothane® cast polyurethane 95 +/-3 Shore A**
Wheel body **Aluminium** Bearing **Ball bearing**

mm	mm	kg	mm	mm	mm	mm	mm			
125	50	450	178	135x110	104x78	11	53	L600.B90.125	L610.B90.125	L620.B90.125
150	50	550	200	135x110	104x78	11	53	L600.B90.150	L610.B90.150	L620.B90.150
200	50	800	245	135x110	104x78	11	53	L600.B90.200	L610.B90.200	L620.B90.200
250	50	1000	290	135x110	104x78	11	53	L600.B90.250	L610.B90.250	L620.B90.250

Tread **Besothane cast polyurethane 83 +/-3 Shore A**
Wheel body **Aluminium** Bearing **Ball bearing**

mm	mm	kg	mm	mm	mm	mm	mm			
125	50	450	178	135x110	104x78	11	53	L600.B92.125	L610.B92.125	L620.B92.125
160	50	600	200	135x110	104x78	11	53	L600.B92.160	L610.B92.160	L620.B92.160
200	50	800	245	135x110	104x78	11	53	L600.B92.200	L610.B92.200	L620.B92.200
250	50	1000	290	135x110	104x78	11	53	L600.B92.250	L610.B92.250	L620.B92.250

Heavy duty castors

MODEL

Zinc chrome sheet steel with dual row swivel head ball bearings

Tread **Prothane® cast polyurethane 95 +/-3 Shore A**
Wheel body **Cast iron** Bearing **Ball bearing**

mm	mm	kg	mm	mm	mm	mm	mm			
125	50	550	178	135x110	104x78	11	53	L600.C10.125	L610.C10.125	L620.C10.125
150	50	800	200	135x110	104x78	11	53	L600.C10.150	L610.C10.150	L620.C10.150
200	50	1000	245	135x110	104x78	11	53	L600.C10.200	L610.C10.200	L620.C10.200
250	50	1200	290	135x110	104x78	11	53	L600.C10.250	L610.C10.250	L620.C10.250

Tread **Elastic rubber black**
Wheel body **Aluminium** Bearing **Ball bearing**

mm	mm	kg	mm	mm	mm	mm	mm			
125	50	220	178	135x110	104x78	11	53	L600.B80.125	L610.B80.125	L620.B80.125
160	50	350	205	135x110	104x78	11	53	L600.B80.160	L610.B80.160	L620.B80.160
200	50	450	245	135x110	104x78	11	53	L600.B80.200	L610.B80.200	L620.B80.200
250	50	550	290	135x110	104x78	11	53	L600.B80.250	L610.B80.250	L620.B80.250

Tread **Elastic rubber grey**
Wheel body **Aluminium** Bearing **Ball bearing**

mm	mm	kg	mm	mm	mm	mm	mm			
125	50	220	178	135x110	104x78	11	53	L600.B83.125	L610.B83.125	L620.B83.125
160	50	350	205	135x110	104x78	11	53	L600.B83.160	L610.B83.160	L620.B83.160
200	50	450	245	135x110	104x78	11	53	L600.B83.200	L610.B83.200	L620.B83.200

Heavy duty castors

150 – 7500 kg

MODEL

Welded steel housing · zinc-plated · ball bearing in fork head

Tread **Polyamide**
Wheel body **Polyamide** Bearing **Ball bearing**

mm	mm	kg	mm	mm	mm	mm	mm			
80	30	150	125	105x80	80x60	10	35	RR100.B15.080	RR110.B15.080	RR120.B15.080
82	90	1000	123	190x175	150x135	16	57	RR100.B15.085	RR110.B15.085	
100	34	300	200	100x85	80x60	10	37	RR100.B15.102	RR110.B15.102	RR120.B15.102
100	34	450	220	138x110	105x75/80	11	50	RR100.B15.103	RR110.B15.103	RR120.B15.103
125	40	700	232.5	138x110	105x75/80	11	50	RR100.B15.126	RR110.B15.126	RR120.B15.126
150	45	900	287	175x140	140x105	14	53	RR100.B15.151	RR110.B15.151	RR120.B15.151
160	45	800	280	138x110	105x75/80	11	53	RR100.B15.160	RR110.B15.160	RR120.B15.160
175	45	500	332.5	138x110	105x75/80	11	56	RR100.B15.176	RR110.B15.176	RR120.B15.176
200	50	1200	345	138x110	105x75/80	11	56	RR100.B15.201	RR110.B15.201	RR120.B15.201
250	60	1500	420	138x110	105x75/80	11	73	RR100.B15.252	RR110.B15.252	RR120.B15.252
300	60	2000	505	175x140	140x105	14	82	RR100.B15.301	RR110.B15.301	RR120.B15.301

Tread **Cast polyamide**
Wheel body **Cast polyamide** Bearing **Ball bearing**

mm	mm	kg	mm	mm	mm	mm	mm			
100	55	900	145	138x110	105x75/80	11	35	RR100.B16.100	RR110.B16.100	RR120.B16.100
125	55	900	170	138x110	105x75/80	11	50	RR100.B16.125	RR110.B16.125	RR120.B16.125
150	55	900	200	138x110	105x75/80	11	60	RR100.B16.150	RR110.B16.150	RR120.B16.150
150	55	2000	212	175x140	140x105	12	55	RR100.B16.151	RR110.B16.151	RR120.B16.151
150	80	3000	212	200x160	160x120	16	61	RR100.B16.152	RR110.B16.152	RR120.B16.152
200	55	1500	245	138x110	105x75/80	11	60	RR100.B16.200	RR110.B16.200	RR120.B16.200
200	80	2000	264	175x140	140x105	12	67	RR100.B16.201	RR110.B16.201	RR120.B16.201
200	80	4500	264	200x160	160x120	16	65	RR100.B16.202	RR110.B16.202	RR120.B16.202
250	80	5000	314	200x160	160x120	16	80	RR100.B16.250	RR110.B16.250	RR120.B16.250
250	100	7500	330	255x200	210x160	16	65	RR100.B16.251	RR110.B16.251	RR120.B16.251
300	80	5000	375	200x160	160x120	16	75	RR100.B16.300	RR110.B16.300	RR120.B16.300
300	100	7500	395	255x200	210x160	16	85	RR100.B16.301	RR110.B16.301	RR120.B16.301
400	80	5000	475	200x160	160x120	16	70	RR100.B16.400	RR110.B16.400	RR120.B16.400
400	100	7500	495	255x200	210x160	16	85	RR100.B16.401	RR110.B16.401	RR120.B16.401

MODEL

Welded steel housing · zinc-plated · ball bearing in fork head

Tread **Elastic rubber black**
Wheel body **Aluminium** Bearing **Ball bearing**

mm	mm	kg	mm	mm	mm	mm	mm			
100	40	150	150	100x85	80x60	10	35	RR100.B80.100	RR110.B80.100	RR120.B80.100
100	40	150	150	138x110	105x75/80	11	35	RR100.B80.101	RR110.B80.101	RR120.B80.101
125	50	200	170	138x110	105x75/80	11	50	RR100.B80.125	RR110.B80.125	RR120.B80.125
160	50	350	200	138x110	105x75/80	11	60	RR100.B80.160	RR110.B80.160	RR120.B80.160
200	50	450	245	138x110	105x75/80	11	60	RR100.B80.200	RR110.B80.200	RR120.B80.200
250	50	550	295	138x110	105x75/80	11	70	RR100.B80.250	RR110.B80.250	RR120.B80.250
250	63	580	315	175x140	140x105	14	75	RR100.B80.251	RR110.B80.251	RR120.B80.251
300	60	700	365	175x140	140x105	14	75	RR100.B80.300	RR110.B80.300	RR120.B80.300

Tread **Elastic rubber black**
Wheel body **Cast iron** Bearing **Ball bearing**

mm	mm	kg	mm	mm	mm	mm	mm			
100	38	150	145	100x85	80x60	10	35	RR100.B81.100	RR110.B81.100	RR120.B81.100
100	50	210	150	138x110	105x75/80	11	35	RR100.B81.101	RR110.B81.101	RR120.B81.101
125	50	275	170	138x110	105x75/80	11	50	RR100.B81.125	RR110.B81.125	RR120.B81.125
150	50	350	195	138x110	105x75/80	11	60	RR100.B81.150	RR110.B81.150	RR120.B81.150
150	50	350	212	175x140	140x105	12	55	RR100.B81.151	RR110.B81.151	RR120.B81.151
150	75	425	212	200x160	160x120	16	61	RR100.B81.152	RR110.B81.152	RR120.B81.152
200	50	450	245	138x110	105x75/80	11	60	RR100.B81.200	RR110.B81.200	RR120.B81.200
200	50	450	264	175x140	140x105	12	67	RR100.B81.201	RR110.B81.201	RR120.B81.201
200	75	550	264	200x160	160x120	16	65	RR100.B81.202	RR110.B81.202	RR120.B81.202
200	100	675	280	255x200	210x160	16	65	RR100.B81.203	RR110.B81.203	RR120.B81.203
250	50	500	295	138x110	105x75/80	11	70	RR100.B81.250	RR110.B81.250	RR120.B81.250
250	75	750	315	175x140	140x105	14	75	RR100.B81.251	RR110.B81.251	RR120.B81.251
250	75	750	314	200x160	160x120	16	80	RR100.B81.252	RR110.B81.252	RR120.B81.252
300	75	850	365	175x140	140x105	14	75	RR100.B81.300	RR110.B81.300	RR120.B81.300
300	75	850	375	200x160	160x120	16	75	RR100.B81.301	RR110.B81.301	RR120.B81.301
400	75	1200	475	200x160	160x120	16	70	RR100.B81.400	RR110.B81.400	RR120.B81.400
400	100	1500	495	255x200	210x160	16	85	RR100.B81.401	RR110.B81.401	RR120.B81.401

Heavy duty castors

170 – 1000 kg

MODEL

Welded steel housing · zinc-plated · ball bearing in fork head

Tread **Besothane cast polyurethane 83 +/-3 Shore A**
Wheel body **Aluminium** Bearing **Ball bearing**

mm	mm	kg	mm	mm	mm	mm	mm			
80	40	170	125	105x80	80x60	10	35	RR100.B92.080	RR110.B92.080	RR120.B92.080
100	40	200	150	100x85	80x60	11	35	RR100.B92.100	RR110.B92.100	RR120.B92.100
125	50	450	170	138x110	105x75/80	11	50	RR100.B92.125	RR110.B92.125	RR120.B92.125
160	50	600	200	138x110	105x75/80	11	60	RR100.B92.160	RR110.B92.160	RR120.B92.160
200	50	800	245	138x110	105x75/80	11	60	RR100.B92.200	RR110.B92.200	RR120.B92.200
250	50	1000	295	138x110	105x75/80	11	70	RR100.B92.250	RR110.B92.250	RR120.B92.250

Tread **Prothane® cast polyurethane 95 +/-3 Shore A**
Wheel body **Aluminium** Bearing **Ball bearing**

mm	mm	kg	mm	mm	mm	mm	mm			
100	40	200	150	100x85	80x60	10	35	RR100.B90.100	RR110.B90.100	RR120.B90.100
100	30	200	145	135x110	105x80	11	35	RR100.B90.101	RR110.B90.101	RR120.B90.101
125	50	450	170	138x110	105x75/80	11	50	RR100.B90.125	RR110.B90.125	RR120.B90.125
150	50	550	195	138x110	105x75/80	11	60	RR100.B90.150	RR110.B90.150	RR120.B90.150
160	50	600	200	138x110	105x75/80	11	60	RR100.B90.160	RR110.B90.160	RR120.B90.160
200	50	800	245	138x110	105x75/80	11	60	RR100.B90.200	RR110.B90.200	RR120.B90.200
250	50	1000	295	138x110	105x75/80	11	70	RR100.B90.250	RR110.B90.250	RR120.B90.250

Heavy duty castors

MODEL

Welded steel housing · zinc-plated · ball bearing in fork head

Tread **Prothane® cast polyurethane 95 +/-3 Shore A**
Wheel body **Cast iron** Bearing **Ball bearing**

mm	mm	kg	mm	mm	mm	mm	mm			
80	36	250	125	105x80	80x60	10	35	RR100.C10.080	RR110.C10.080	RR120.C10.080
85	80	800	125	190x175	150x135	16	57	RR100.C10.085	RR110.C10.085	
100	38	295	150	100x85	80x60	11	35	RR100.C10.100	RR110.C10.100	RR120.C10.100
100	50	400	145	138x110	105x75/80	11	35	RR100.C10.101	RR110.C10.101	RR120.C10.101
125	50	550	170	138x110	105x75/80	11	50	RR100.C10.125	RR110.C10.125	RR120.C10.125
150	50	800	195	138x110	105x75/80	11	60	RR100.C10.150	RR110.C10.150	RR120.C10.150
160	50	850	200	138x110	105x75/80	11	60	RR100.C10.160	RR110.C10.160	RR120.C10.160
200	50	1000	245	138x110	105x75/80	11	60	RR100.C10.200	RR110.C10.200	RR120.C10.200
200	50	1000	264	175x140	140x105	12	67	RR100.C10.201	RR110.C10.201	RR120.C10.201
200	80	1400	264	200x160	160x120	16	65	RR100.C10.202	RR110.C10.202	RR120.C10.202
250	50	1200	295	138x110	105x75/80	11	70	RR100.C10.250	RR110.C10.250	RR120.C10.250
250	75	1600	315	175x140	140x105	14	75	RR100.C10.251	RR110.C10.251	RR120.C10.251
250	75	1600	314	200x160	160x120	16	80	RR100.C10.252	RR110.C10.252	RR120.C10.252
250	100	2200	330	255x200	210x160	16	70	RR100.C10.253	RR110.C10.253	RR120.C10.253
300	75	2000	365	175x140	140x105	14	75	RR100.C10.300	RR110.C10.300	RR120.C10.300
300	75	2000	375	200x160	160x120	16	75	RR100.C10.301	RR110.C10.301	RR120.C10.301
300	100	2800	395	255x200	210x160	16	85	RR100.C10.302	RR110.C10.302	RR120.C10.302
400	75	2500	475	200x160	160x120	16	75	RR100.C10.400	RR110.C10.400	RR120.C10.400
400	100	3500	495	255x200	210x160	16	85	RR100.C10.401	RR110.C10.401	RR120.C10.401

MODEL

Welded steel housing · zinc-plated · ball bearing in fork head

Tread **Cast iron**
Wheel body **Cast iron** Bearing **Ball bearing**

mm	mm	kg	mm	mm	mm	mm	mm			
100	38	300	150	100x85	80x60	10	35	RR100.C81.100	RR110.C81.100	RR120.C81.100
100	50	450	145	138x110	105x75/80	11	35	RR100.C81.101	RR110.C81.101	RR120.C81.101
125	50	550	170	138x110	105x75/80	11	50	RR100.C81.125	RR110.C81.125	RR120.C81.125
150	45	600	195	138x110	105x75/80	11	60	RR100.C81.150	RR110.C81.150	RR120.C81.150
150	45	600	212	175x140	140x105	12	55	RR100.C81.151	RR110.C81.151	RR120.C81.151
200	45	1100	245	138x110	105x75/80	11	60	RR100.C81.200	RR110.C81.200	RR120.C81.200
200	45	1100	264	175x140	140x105	12	67	RR100.C81.201	RR110.C81.201	RR120.C81.201
250	54	1400	295	138x110	105x75/80	11	70	RR100.C81.250	RR110.C81.250	RR120.C81.250

MODEL

Welded steel housing · zinc-plated

Tread **Cast iron**
Wheel body **Cast iron** Bearing **Ball bearing**

mm	mm	kg	mm	mm	mm	mm	
100	46	800	195	138x110	105x75/80	11	RR110.C65.101
125	46	900	232.5	138x110	105x75/80	11	RR110.C65.126
150	46	1000	275	138x110	105x75/80	11	RR110.C65.151
180	48	1200	335	138x110	105x75/80	11	RR110.C65.181
200	57	1500	345	138x110	105x75/80	11	RR110.C65.202
200	80	3000	364	200x160	160x120	16	RR110.C65.203
250	65	2000	430	175x140	140x105	14	RR110.C65.253

Heavy duty double castors

MODEL

Welded steel housing · zinc-plated · ball bearing in fork head

Tread **Polyamide**
Wheel body **Polyamide** Bearing **Ball bearing**

mm	mm	kg	mm	mm	mm	mm	mm			
100	2x34	900	220	138x110	105x75/80	11	50	S100.B15.101	S110.B15.101	S120.B15.101
125	2x40	1400	232.5	138x110	105x75/80	11	50	S100.B15.127	S110.B15.127	S120.B15.127
150	2x45	1800	287	175x140	140x105	14	53	S100.B15.152	S110.B15.152	S120.B15.152
160	2x45	1500	280	138x110	105x75/80	11	60	S100.B15.160	S110.B15.160	
200	2x50	2000	364	175x140	140x105	14	67	S100.B15.202	S110.B15.202	S120.B15.202
250	2x60	2000	439	175x140	140x105	14	14	S100.B15.252	S110.B15.252	S120.B15.252
300	2x60	4000	525	200x160	160x120	16	16	S100.B15.300	S110.B15.300	S120.B15.300

Tread **Cast polyamide**
Wheel body **Cast polyamide** Bearing **Ball bearing**

mm	mm	kg	mm	mm	mm	mm	mm			
150	2x55	2000	212	175x140	140x105	14	55	S100.B16.150	S110.B16.150	S120.B16.150
150	2x80	5000	212	200x160	160x120	16	87	S100.B16.151	S110.B16.151	S120.B16.151
200	2x55	2000	264	175x140	140x105	14	67	S100.B16.200	S110.B16.200	S120.B16.200
200	2x80	5000	264	200x160	160x120	16	95	S100.B16.201	S110.B16.201	S120.B16.201
250	2x80	5000	314	200x160	160x120	16	92	S100.B16.250	S110.B16.250	S120.B16.250
250	2x100	7500	330	255x200	210x160	16	70	S100.B16.251	S110.B16.251	S120.B16.251
300	2x80	5000	375	200x160	160x120	16	88	S100.B16.300	S110.B16.300	S120.B16.300
300	2x100	7500	395	255x200	210x160	16	111	S100.B16.301	S110.B16.301	S120.B16.301
400	2x80	5000	475	200x160	160x120	16	80	S100.B16.400	S110.B16.400	S120.B16.400
400	2x100	7500	495	255x200	210x160	16	107	S100.B16.401	S110.B16.401	S120.B16.401

Heavy duty double castors

420 – 7000 kg

MODEL

Welded steel housing · zinc-plated · ball bearing in fork head

Tread **Elastic rubber black**
Wheel body **Cast iron** Bearing **Ball bearing**

mm	mm	kg	mm	mm	mm	mm	mm			
100	2x50	420	145	138x110	105x75/80	11	35	S100.B81.100	S110.B81.100	S120.B81.100
125	2x50	550	170	138x110	105x75/80	11	50	S100.B81.125	S110.B81.125	S120.B81.125
150	2x75	850	212	200x160	160x120	16	87	S100.B81.150	S110.B81.150	S120.B81.150
200	2x75	1100	264	200x160	160x120	16	95	S100.B81.200	S110.B81.200	S120.B81.200
250	2x75	1500	314	200x160	160x120	16	92	S100.B81.250	S110.B81.250	S120.B81.250
300	2x75	1700	375	200x160	160x120	16	88	S100.B81.300	S110.B81.300	S120.B81.300
400	2x100	3000	495	255x200	210x160	16	107	S100.B81.400	S110.B81.400	S120.B81.400

Tread **Prothane® cast polyurethane 95 +/-3 Shore A**
Wheel body **Cast iron** Bearing **Ball bearing**

mm	mm	kg	mm	mm	mm	mm	mm			
100	2x38	590	145	138x110	105x75/80	11	35	S100.C10.100	S110.C10.100	S120.C10.100
125	2x50	1100	170	138x110	105x75/80	11	50	S100.C10.125	S110.C10.125	S120.C10.125
150	2x50	1600	212	175x140	140x105	14	55	S100.C10.150	S110.C10.150	S120.C10.150
200	2x50	2000	264	175x140	140x105	14	67	S100.C10.200	S110.C10.200	S120.C10.200
250	2x50	2000	314	175x140	140x105	14	80	S100.C10.250	S110.C10.250	S120.C10.250
250	2x75	3200	314	200x160	160x120	16	80	S100.C10.252	S110.C10.252	S120.C10.252
300	2x50	2000	365	175x140	140x105	14	82	S100.C10.300	S110.C10.300	S120.C10.300
300	2x100	5600	395	255x200	210x160	16	111	S100.C10.301	S110.C10.301	S120.C10.301
400	2x100	7000	495	255x200	210x160	16	107	S100.C10.401	S110.C10.401	S120.C10.401

Spring-mounted heavy duty castors

MODEL

Welded steel housing · zinc-plated · strong elastomer spring · Suspension travel, see page 176

Tread **Elastic rubber black**
Wheel body **Aluminium** Bearing **Ball bearing**

mm	mm	kg	Overall height without load mm	Overall height with full load mm	mm	mm	mm	mm			
125	50	220	178	158	138x110	105x75/80	10	79.5	T100.B80.125	T110.B80.125	T120.B80.125
160	50	350	208	188	138x110	105x75/80	10	80	T100.B80.160	T110.B80.160	T120.B80.160
200	50	450	257	237	138x110	105x75/80	10	80	T100.B80.200	T110.B80.200	T120.B80.200

Tread **Elastic rubber black**
Wheel body **Cast iron** Bearing **Ball bearing**

mm	mm	kg	Overall height without load mm	Overall height with full load mm	mm	mm	mm	mm			
125	50	275	178	158	138x110	105x75/80	10	79.5	T100.B81.125	T110.B81.125	T120.B81.125
150	50	350	203	183	138x110	105x75/80	10	80	T100.B81.150	T110.B81.150	T120.B81.150
200	50	450	257	237	138x110	105x75/80	10	80	T100.B81.200	T110.B81.200	T120.B81.200

Housing mm	Maximum spring tension kg	Preload force kg	Spring deflection mm
125	350	50	20
150/160	400	50	20
200	600	50	20



All features of the heavy duty spring castors:

- Strong elastomer springs
- Low-vibration transport
- Comfortable to roll

Spring-mounted heavy duty castors

450 – 600 kg

MODEL

Welded steel housing · zinc-plated · strong elastomer spring · Suspension travel, see page 176

Tread **Prothane® cast polyurethane 95 +/-3 Shore A**
Wheel body **Aluminium** Bearing **Ball bearing**

mm	mm	kg	Overall height without load mm	Overall height with full load mm	mm	mm	mm	mm			
125	50	450	178	158	138x110	105x75/80	10	79.5	T100.B90.125	T110.B90.125	T120.B90.125
150	50	550	203	183	138x110	105x75/80	10	80	T100.B90.150	T110.B90.150	T120.B90.150
200	50	600	257	237	138x110	105x75/80	10	80	T100.B90.200	T110.B90.200	T120.B90.200

Tread **Besothane cast polyurethane 83 +/-3 Shore A**
Wheel body **Aluminium** Bearing **Ball bearing**

mm	mm	kg	Overall height without load mm	Overall height with full load mm	mm	mm	mm	mm			
125	50	450	178	158	138x110	105x75/80	10	79,5	T100.B92.125	T110.B92.125	T120.B92.125
160	50	600	203	183	138x110	105x75/80	10	80	T100.B92.160	T110.B92.160	T120.B92.160
200	50	600	257	237	138x110	105x75/80	10	80	T100.B92.200	T110.B92.200	T120.B92.200

Tread **Prothane® cast polyurethane 95 +/-3 Shore A**
Wheel body **Cast iron** Bearing **Ball bearing**

mm	mm	kg	Overall height without load mm	Overall height with full load mm	mm	mm	mm	mm			
125	50	550	178	158	138x110	105x75/80	10	79.5	T100.C10.125	T110.C10.125	T120.C10.125
150	50	600	203	183	138x110	105x75/80	10	80	T100.C10.150	T110.C10.150	T120.C10.150
200	50	600	257	237	138x110	105x75/80	10	80	T100.C10.200	T110.C10.200	T120.C10.200

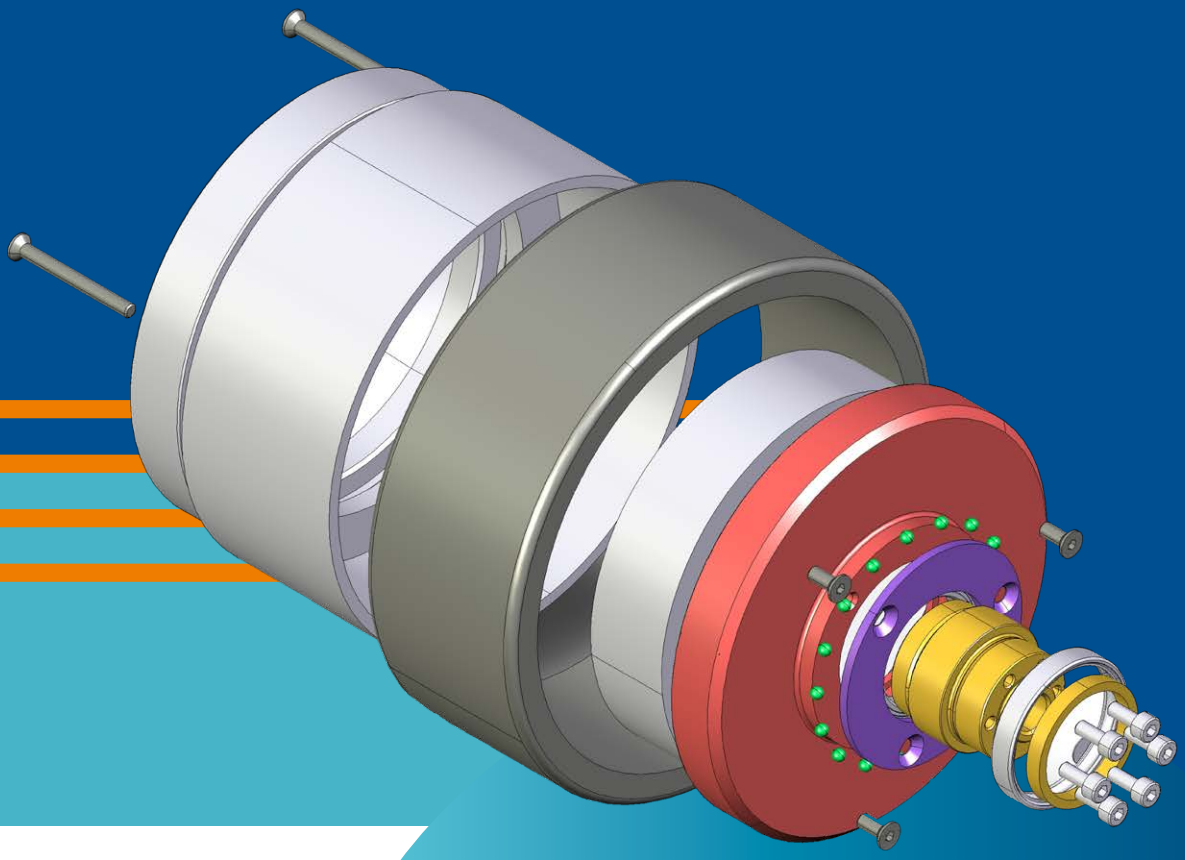

INDUSTRY
INTRALOGISTICS
SCAFFOLDING
CONSTRUCTION SITE FENCING
CONSTRUCTION SITE MANAGEMENT
AIR FREIGHT LOGISTICS
MECHANICAL ENGINEERING

As a solution provider, we also develop optimal castor solutions for special applications according to market-specific requirements.
For example, the BS-eTec with its powered castors and switchable electronic support power guarantees faster processes in every intralogistics application while simultaneously relieving the burden on employees.
Standard 20 and 40-foot containers can be easily moved and relocated using our container castors.
A wide range of theatre castors are used in theatres, opera houses and stage construction worldwide to effortlessly transport stage sets and props and to enable quick changes. We also have an innovative stock programme for you here.
Discover more cost-effective special solutions for a wide range of industries and applications.

OUR
BS-ETEC SYSTEMS
CONTAINER CASTORS
SCAFFOLDING CASTORS
SITE FENCE ACCESSORIES
CASTORS FOR BAKERIES
AIR CARGO CASTORS
THEATRE CASTORS
TRUCK LOCKS + LIFTING CASTORS
SPECIAL CASTORS

SPECIAL CASTORS AND SYSTEMS

BS-eTec

The BS-eTec consists of **3 components** that are compatible with a variety of transport systems. The system is **modular** and can be retrofitted, offering a wide range of **options for customisation** as required.

1: Control unit
- Control unit can be flexibly attached, either by means of a carrier plate or to the existing rear panel
- Configurable settings such as speed, acceleration and short-circuit braking
- Power supply 36V (24V to 48V possible)
- Standard exchangeable battery system and charger
- Brushless wheel hub drive with a power of approx. 60W per castor (at 6A, up to 144W per castor is possible)

2: Cockpit handle
- With the thumb switch, the support can be regulated very precisely both forwards and backwards.
- Other customised handles also possible
- The cockpit handle can be customised to suit existing conditions.

3: electric drive
- Electric drive with 150 mm wheel diameter for use with 200 mm diameter swivel castors (other variants available on request)
- Approximately the same space requirement as standard fixed castors
- Compact external rotor motor with innovative sensor technology
- Single-sided suspension · Maximum total weight up to 500 kg
- Standard plate size: 138x110 mm · Standard bolt hole centres: 105x75/80 mm

The BS-eTec offers these advantages:

- Faster intralogistics processes
- Relief for employees
- Better workflow
- Modular retrofitting and excellent compatibility

Push bar trolleys

Description	
Push bar trolley 1000 x 600 mm, push handle height 990 mm, electric drive, steel tube Ø 26.9 x 1.75 mm, TPE swivel castors and PU fixed castors, loading surface and end walls made of wood-based board (MDF) with beech decor, powder coating RAL 5010 gentian blue, load capacity 500 kg	SBW.1060.E

Push bar trolleys

Description	
Push bar trolley 1000 x 700 mm, push bar height 990 mm, electric drive, steel tube Ø 26.9 x 1.75 mm, TPE swivel castors and PU fixed castors, loading surface and end panels made of derived timber material board (MDF) with beech finish, powder coating RAL 5010 gentian blue, load capacity 500 kg	SBW.1070.E

Push bar trolleys

Description	
Push bar trolley 1200 x 800 mm, push handle height 990 mm, electric drive, steel tube Ø 26.9 x 1.75 mm, TPE swivel castors and PU fixed castors, loading surface and end panels made of derived timber material board (MDF) with beech finish, powder coating RAL 5010 gentian blue, load capacity 500 kg	SBW.1280.E

bulkhead trolleys

Description	
Bulkhead trolley 1000 x 600 mm, push handle height 990 mm, electric drive, steel tube Ø 26.9 x 1.75 mm welded to base frame, TPE swivel castors and PU fixed castors, loading surface and panels made of engineered wood board (MDF) with beech finish, powder coating RAL 5010 gentian blue, load capacity 500 kg	STW.1060.E

BS-eTec trolley systems

NEW

bulkhead trolleys

Description	
Bulkhead trolley 1000 x 700 mm, push handle height 990 mm, electric drive, tubular steel Ø 26.9 x 1.75 mm welded to base frame, TPE swivel castors and PU fixed castors, loading surface and walls made of derived timber material board (MDF) with beech finish, powder coating RAL 5010 gentian blue, load capacity 500 kg	STW.1070.E

bulkhead trolleys

Description	
Bulkhead trolley 1200 x 800 mm, push handle height 990 mm, electric drive, steel tube Ø 26.9 x 1.75 mm welded to base frame, TPE swivel castors and PU fixed castors, loading surface and walls made of derived timber material board (MDF) with beech finish, powder coating RAL 5010 gentian blue, load capacity 500 kg	STW.1280.E

Table trolleys

Description	
Table trolley 2 platforms 1000 x 700 mm, handle height 890 mm, electric drive, steel tube diameter 26.9 x 1.75 mm, TPE swivel castors and PU fixed castors, loading surface made of wood-based board (MDF) with beech decor, powder coating RAL 5010 gentian blue, load capacity 500 kg	TIW.1070.E

Table trolleys

Description	
Table trolley, 2 shelves 1200 x 800 mm, push handle height 890 mm, electric drive, tubular steel, diameter 26.9 x 1.75 mm, TPE swivel castors and PU fixed castors, loading surface made of engineered wood board (MDF) with beech finish, powder coating RAL 5010 gentian blue, load capacity 500 kg	TIW.1280.E

Container castors with twist lock.

Container castors with twist lock for mounting and locking in an ISO 1161 corner of the sea freight container.

The castors can be mounted on any container according to the ISO 1161 standard. Our standard container castors fit the corner castings of standard 20 and 40 foot containers.

The pull rod allows the container to be pulled by a tractor or forklift truck. The pull rod is foldable and allows for efficient manoeuvring.

What is the load capacity of ISO container casters?
Keep in mind that uneven surfaces and rough terrain increase the peak load on a single wheel. To calculate the required load capacity, we recommend dividing the total weight of the cargo + container weight by 2.5.

Example:
Weight of container 800 kg + cargo in container 9000 kg = total weight 9800 kg.

9800/2.5 = 3920 kg required load capacity per container roller.

Container castors

NEW

1800 – 5000 kg

Container wheels

mm	mm	mm	
151	75	240	CRI.150.1800

- Container castor set consisting of 2 swivel castors and 2 swivel castors with brakes.
- With twist lock for ISO 1161 corner castings.
- Wheels with double ball bearings, cast centre, PU running surface
- Load capacity of single castor: 1800 kg
- Load capacity of complete set: 5400 kg dynamic, 7200 kg static
- Maximum speed: 6 km/h

Container Wheels

mm	mm	mm	
250	63	369	CRI.250.3000

- Container castors, set of 2 swivel castors and 2 swivel castors with brakes.
- With twist lock for ISO 1161 corner castings.
- Wheels with double ball bearings, cast centre, PU tyres.
- Load capacity of single castor: 3000 kg
- Load capacity of complete set: 9000 kg dynamic, 12000 kg static
- With directional locking device
- Maximum speed: 6 km/h

Container Castors

mm	mm	mm	
252	76	373	CRI.250.4000

- Container castors set consisting of 2 swivel castors and 2 swivel castors with brake.
- With twist lock for ISO 1161 corner fittings.
- Wheels with double ball bearing, cast iron centre, PU tread
- Load capacity single Castor: 4000 kg
- Load capacity complete set: 12000 kg dynamic at 4 km/h, 16000 kg static
- With directional locking device
- Maximum speed: 6 km/h

Container Castors

mm	mm	mm	
250	75	370	CRI.250.5000

- Container castors, set of 4, consisting of 4 swivel castors with wheel locks.
- With twist lock for ISO 1161 corner castings.
- Wheels: cast centre, PU tread
- Load capacity of single castor : 5000 kg
- Load capacity of complete set: 15000 kg dynamic at 6 km/h, 20000 kg static
- With directional locking device
- Maximum speed: 6 km/h

NEW

Container castors

Container Castors

mm	mm	mm	
300	100	385	CRI.300.8500

- Container castors, set of 4, with swivel and brake castors.
- With twist lock for ISO 1161 corner castings.
- Wheels with cast centre, PU running surface
- Static load capacity of single castor: 8500 kg, ic, 6500 kg dynamic at 6 km/h
- Load capacity complete set: 18000 kg dynamic at 6 km/h, 25000 kg static
- Maximum speed: 6 km/h

Container Castors

mm	mm	mm	
412	120	536	CRA.410.2000

- Container castor set consisting of 4 swivel castors with solid rubber tyres.
- With twist lock for ISO 1161 corner castings.
- Load capacity of single castor: 2000 kg dynamic at 6 km/h
- Load capacity of complete set: 6000 kg dynamic at max. 6 km/h, 8000 kg static

Container Castors

mm	mm	mm	
541	160	681	CRA.540.3000

- Container castor set consisting of 4 swivel castors with solid rubber tyres.
- With twist lock for ISO 1161 corner castings.
- Load capacity single castor: 3000 kg dynamic at max. 6 km/h
- Load capacity complete set: 9000 kg dynamic at max. 6 km/h, 12000 kg static

Drawbar CR.DS

- Trailer coupling for shipping containers for towing containers or platforms with ISO corners.
- Maximum towing weight: 25000 kg.

AIR FREIGHT CASTORS FOR FAST TRANSPORT

Every second counts in air freight, so castors for aerial goods transport are subject to particularly heavy wear. Express logisticians or postal couriers rely on the dynamic transport options of air cargo castors. These make all material handling extremely quick, easy and therefore highly economical. The special castors for air cargo transport are often installed by manufacturers of conveyor systems for air cargo, with around 11 to 16 castors per square metre. Air freight companies, air freight handlers, parcel service providers and airports regularly use the special castors to manoeuvre a wide variety of freight items extremely quickly and easily on roller floors, air cargo dollies or lifts.

Aircargo castor

Tread **Plastic**
Wheel body **Plastic** Bearing **Ball bearing**

mm	kg	mm	mm	mm	mm	
58	275	96	110x70	88.7	12.3	X100.B15.058.MF



360 degree guided rotation
Air cargo castors are fully-functioning castors embedded in the castor base or table that rotate freely through 360 degrees and offer immediate goods guidance in the desired direction at a speed that only castors with ball bearings can offer.

Optional bumper protection
The air freight castors were developed out of practical experience: with impact protection for the wheels, impact-resistant, abrasion-resistant treads, ball bearings protected with rubber seals and galvanised dust shielding to prevent wheel locking. They have proven their performance in multiple static and dynamic stress tests.



Locking feet + levelling castors

Machine foot

mm	mm	mm	Can be used in con-junction with castor diameter mm	Mounting height mm	adjustable height mm	
135x110	105x75/80	10	100	141 +/- 2	117 - 146	T220.100
135x110	105x75/80	10	125	163 +/- 2	137 - 168	T220.125
135x110	105x75/80	10	150	190 +/- 2	155 - 195	T220.150
135x110	105x75/80	10	200	240 +/- 2	205 - 245	T220.200

Machine foot

mm	mm	mm	Can be used in con-junction with Castor height mm	adjustable height „OFF“ mm	adjustable height „ON“ mm	
120x120	100/85x100/85	11	147	112	152	T240.100
120x120	100/85x100/85	11	202	167	207	T240.150

Lifting castor

Sheet steel fork · zinc-chromated · dual-row ball bearing collar in fork head

Tread **Plastic**
Wheel body **Plastic** Bearing **Ball bearing**

mm	mm	kg	mm	mm	mm	
75	40	350	112|125	105x85	80x60	W120.B15.075
80	40	400	115|128	105x85	80x60	W120.B15.080

Lifting castor

Sheet steel fork · zinc-chromated · dual-row ball bearing collar in fork head

Tread **Polyurethane**
Wheel body **Steel** Bearing **Ball bearing**

mm	mm	kg	mm	mm	mm	
75	40	350	112|125	105x85	80x60	W120.C10.075
80	40	400	115|128	105x85	80x60	W120.C10.080

Lifting castor
cast aluminium · with integrated levelling foot · dual-row ball bearing collar in fork head

Tread **Polyamide**
Wheel body **Polyamide** Bearing **Plain bearing**

mm	mm	kg	mm	mm	mm	possible level-ling height mm	
40	19.2	50	75	55x55	42x42	8	W220.A90.040
50	24	250	85	73x73	58x58	10	W220.A90.050
62	30.7	500	110	90x90	70x70	12	W220.A90.062
75	32	750	120	95x95	70x70	12	W220.A90.075

Lifting castor
cast aluminium · with integrated levelling foot · dual-row ball bearing collar in fork head

Tread **Polyamide**
Wheel body **Polyamide** Bearing **Plain bearing**

mm	mm	kg	mm	mm	possible levelling height mm	
40	19.2	50	75	M8	8	W221.A90.040
50	24	250	85	M12	10	W221.A90.050
62	30.7	500	110	M14	12	W221.A90.062
75	32	750	120	M14	12	W221.A90.075

Lifting castor
cast aluminium · with integrated levelling foot and ratchet adjustment · dual-row ball bearing collar in fork head

Tread **Polyamide**
Wheel body **Polyamide** Bearing **Plain bearing**

mm	mm	kg	mm	mm	mm	possible level-ling height mm	
50	24	250	85|95	73x73	58x58	10	W320.A90.050
62	30.7	500	110|122	90x90	70x70	12	W320.A90.062
75	32	750	120|132	95x95	70x70	12	W320.A90.075

Lifting castor
cast aluminium · with integrated levelling foot and ratchet adjustment · dual-row ball bearing collar in fork head

Tread **Polyamide**
Wheel body **Polyamide** Bearing **Plain bearing**

mm	mm	kg	mm	mm	possible levelling height mm	
50	24	250	85	M12	10	W321.A90.050
62	30.7	500	110	M14	12	W321.A90.062
75	32	750	120	M14	12	W321.A90.075

MODEL

Workbench castor

Zinc chrome sheet steel with dual row swivel head ball bearings

NEW

Tread: **Polyurethane**
Wheel body: **Plastic** Bearing: **Ball bearing**

mm	mm	kg	mm	mm	mm	mm	
75	32	300	89	89,5x50,5	69,5	7	W800.A76.075

Workbench castors, lockable Set consisting of: 4 swivel castors, 4 folding brackets with screw-on plates, 4 mounting plates with locking pin.

Castor with corner plate fitting

Sheet steel housing

Tread **Thermoplastic rubber grey**
Wheel body **Plastic** Bearing **Plain bearing**

mm	mm	kg	mm	mm	mm	mm	mm	
50	18	50	72	57x35	15/15	7	21	F26.050.SO

Castor with corner plate fitting

Sheet steel housing

Tread **Thermoplastic rubber grey**
Wheel body **Plastic** Bearing **Plain bearing**

mm	mm	kg	mm	mm	mm	mm	mm	
50	18	50	72	57x35	15/15	7	21	F27.050.SO

Special castors

25 – 70 kg

Gate castor

spring distance 60 mm

Rubber wheel

mm	mm	kg	Overall height mm	Screw-on plate mm	mm	
100	30	70	400	255x30	8	E30.100

Plastic wheel

100	30	70	400	255x30	8	E30.101

Fixed gate castor

Rubber wheel

mm	mm	kg	Overall height mm	Screw-on plate mm	mm	
80	25	50	91	115x45	8	E31.080

Plastic wheel

80	25	50	91	115x45	8	E31.081

Ladder fixed castor

spring mounted version · thermoplastic rubber wheel · braked from 5 kg load

mm	mm	kg	Overall height mm	Screw-on plate mm	mm	mm	mm	
50	18	40	150	59,5x48	22,5	38	5.3	E30.050

Ladder swivel castor

spring mounted version · thermoplastic rubber wheel · braked from 5 kg load

mm	mm	kg	Overall height mm	Screw-on plate mm	mm	mm	mm	
50	18	40	150	59,5x48	22,5	38	5.3	E30.051

Heat-resistant wheels and castors

MODEL

Fork of sheet steel · zinc-chromatised · dual-row ball bearings collar in fork head

Tread **Thermoplastic blend, -40°C/+280°C, short term to +300°C**
Wheel body **Thermoplastic blend** Bearing **Plain bearing**

mm	mm	kg	mm	mm	mm	mm	mm			
100	32	150	126	104x80	84x64/76x56	9	34	L400.B22.100	L410.B22.100	L420.B22.100

Tread **Polyamide glass-fibre reinforced, +280 °C**
Wheel body **Polyamide glass-fibre reinforced** Bearing **Plain bearing**

mm	mm	kg	mm	mm	mm	mm	mm			
80	30	100	106	104x80	76x56/84x64	9	34	L400.B22.080	L410.B22.080	L420.B22.080
100	34	160	128	104x80	76x56/84x64	9	34	L400.B22.101	L410.B22.101	L420.B22.101
125	38	175	154.5	104x80	76x56/84x64	9	34	L400.B22.125	L410.B22.125	L420.B22.125
150	52	300	190	135x110	105x75/80	12	53	L400.B22.150	L410.B22.150	L420.B22.150
160	52	300	195	135x110	105x75/80	12	53	L400.B22.160	L410.B22.160	
200	52	300	235	135x110	105x75/80	12	53	L400.B22.200	L410.B22.200	L420.B22.200

Tread **Silicone, +250 °C**
Wheel body **Polyamide glass-fibre reinforced** Bearing **Ball bearing**

mm	mm	kg	mm	mm	mm	mm	mm			
100	28	100	128	104x80	76x56/84x64	9	34	L400.B24.101	L410.B24.101	L420.B24.101

Tread **Silicone, +250 °C**
Wheel body **Polyamide glass-fibre reinforced** Bearing **Plain bearing**

mm	mm	kg	mm	mm	mm	mm	mm			
80	27	80	106	104x80	76x56/84x64	9	34	L400.B21.080	L410.B21.080	L420.B21.080
100	28	100	128	104x80	76x56/84x64	9	34	L400.B21.103	L410.B21.103	L420.B21.103
125	32	130	154.5	104x80	76x56/84x64	9	34	L400.B21.125	L410.B21.125	L420.B21.125
150	43	160	190	135x110	105x75/80	12	53	L400.B21.150	L410.B21.150	L420.B21.150
160	43	180	195	135x110	105x75/80	12	53	L400.B21.160	L410.B21.160	L420.B21.160
200	45	220	235	135x110	105x75/80	12	53	L400.B21.200	L410.B21.200	L420.B21.200

Heat-resistant wheels and castors

INOX

80 – 400 kg

MODEL

Fork of stainless steel · dual-row ball bearings collar in fork head

Tread **Thermoplastic blend, -40°C/+280°C, short term to +300°C**
Wheel body **Thermoplastic blend** Bearing **Plain bearing**

mm	mm	kg	mm	mm	mm	mm	mm			
100	32	200	125	100x80	80/76x60	9	36	H100.B22.100	H110.B22.100	H120.B22.100

Tread **Polyamide glass-fibre reinforced, +280 °C**
Wheel body **Polyamide glass-fibre reinforced** Bearing **Plain bearing**

mm	mm	kg	mm	mm	mm	mm	mm			
80	30	100	105	100x80	80/76x60	9	36	H100.B22.081	H110.B22.081	H120.B22.081
100	34	200	125	100x80	80/76x60	9	36	H100.B22.102	H110.B22.102	H120.B22.102
125	38	250	156.5	100x80	80/76x60	9	36	H100.B22.125	H110.B22.125	H120.B22.125
150	52	300	185	135x110	105x75/80	11	52	H100.B22.150	H110.B22.150	H120.B22.150
160	52	300	196	135x110	105x75/80	11	52	H100.B22.160	H110.B22.160	H120.B22.160
200	52	400	235	135x110	105x75/80	11	52	H100.B22.200	H110.B22.200	H120.B22.200

Tread **Silicone, +250 °C**
Wheel body **Polyamide glass-fibre reinforced** Bearing **Ball bearing**

mm	mm	kg	mm	mm	mm	mm	mm			
100	28	100	125	100x80	80/76x60	9	36	H100.B24.101	H110.B24.101	H120.B24.101

Tread **Silicone, +250 °C**
Wheel body **Polyamide glass-fibre reinforced** Bearing **Plain bearing**

mm	mm	kg	mm	mm	mm	mm	mm			
80	27	80	105	100x80	80/76x60	9	36	H100.B21.080	H110.B21.080	H120.B21.080
100	28	100	125	100x80	80/76x60	9	36	H100.B21.103	H110.B21.103	H120.B21.103
125	32	130	156.5	100x80	80/76x60	9	36	H100.B21.125	H110.B21.125	H120.B21.125
150	43	160	185	135x110	105x75/80	11	52	H100.B21.150	H110.B21.150	H120.B21.150
160	43	180	196	135x110	105x75/80	11	52	H100.B21.160	H110.B21.160	H120.B21.160
200	45	220	235	135x110	105x75/80	11	52	H100.B21.200	H110.B21.200	H120.B21.200

MODEL

Black sheet steel with dual row swivel head ball bearings

Tread **Polyurethane 90 +/- 3 Shore A**
Wheel body **Steel** Bearing **Ball bearing**

mm	mm	kg	mm	mm	mm	mm	Side length-triangular plate mm	
35	25	300	86	105x85	80x60	9	118x118x118 mm	TR118.C10.036.P1
50	25	450	101	105x85	80x60	9	250x250x250 mm	TR250.C10.051.P1
50	25	450	112	138x109	105x75/80	11	250x250x250 mm	TR250.C10.051.P2

MODEL

Black sheet steel with dual row swivel head ball bearings

Tread **Polyurethane 90 +/- 3 Shore A**
Wheel body **Aluminium** Bearing **Ball bearing**

mm	mm	kg	mm	mm	mm	mm	Side length-triangular plate mm	
60	38	600	111	105x85	80x60	9	250x250x250 mm	TR250.B93.060.P1
60	38	600	122	138x109	105x75/80	11	250x250x250 mm	TR250.B93.060.P2
100	40	900	154	105x85	80x60	9	250x250x250 mm	TR250.B93.100.P1
100	40	900	164	138x109	105x75/80	11	250x250x250 mm	TR250.B93.100.P2

MODEL

Black sheet steel with dual row swivel head ball bearings

Tread **Polyurethane 90 +/- 3 Shore A**
Wheel body **Steel** Bearing **Ball bearing**

mm	mm	kg	mm	mm	mm	mm	Side length-triangular plate mm	
50	25	450	101	105x85	80x60	9	300x300x300 mm	TR300.C10.051.P1
50	25	450	112	138x109	105x75/80	11	300x300x300 mm	TR300.C10.051.P2

MODEL

Black sheet steel with dual row swivel head ball bearings

Tread **Polyurethane 90 +/- 3 Shore A**
Wheel body **Aluminium** Bearing **Ball bearing**

mm	mm	kg	mm	mm	mm	mm	Side length-triangular plate mm	
60	38	600	111	105x85	80x60	9	300x300x300 mm	TR300.B93.060.P1
60	38	600	122	138x109	105x75/80	11	300x300x300 mm	TR300.B93.060.P2
100	40	900	154	105x85	80x60	9	300x300x300 mm	TR300.B93.100.P1
100	40	900	164	138x109	105x75/80	11	300x300x300 mm	TR300.B93.100.P2

MODEL

Black sheet steel with dual row swivel head ball bearings

Tread **Polyurethane 90 +/- 3 Shore A**
Wheel body **Aluminium** Bearing **Ball bearing**

mm	mm	kg	mm	mm	mm	mm	mm			
100	40	300	127	135x110	105x80	11	45	L800.B93.100	L810.B93.100	L830.B93.100

MODEL

Black sheet steel with dual row swivel head ball bearings

Tread **Thermoplastic rubber black**
Wheel body **Plastic black** Bearing **Roller bearing**

mm	mm	kg	mm	mm	mm		
80	32	100	108	12,2	32	L801.B44.081.06	L821.B44.081.06
100	32	110	128	12,2	33	L801.B44.101.06	L821.B44.101.06
125	32	120	157	12,2	46	L801.B44.126.06	L821.B44.126.06

MODEL

Black sheet steel with dual row swivel head ball bearings

Tread **Polyurethane 90 +/- 3 Shore A**
Wheel body **Steel** Bearing **Ball bearing**

mm	mm	kg	mm	mm	mm	
35	25	100	58	11	20	A801.C10.036
50	25	150	74	11	23	A801.C10.051

MODEL

Black sheet steel with dual row swivel head ball bearings

Tread **Polyurethane 90 +/- 3 Shore A**
Wheel body **Aluminium** Bearing **Ball bearing**

mm	mm	kg	mm	mm	mm	
60	38	200	83	11	20	A801.B93.060
100	40	300	128	11	33	L801.B93.100

Construction fence accessories

Construction fence castor

Metal base for construction fences with castor L420.B10.125 · Installation with 4 screws M8x65 and 4 nuts M8 · Suitable for all common construction fences

Tread **Plastic white**
Wheel body **Plastic** Bearing **Roller bearing**

mm	mm	kg	mm	mm	mm	mm	mm	
125	35	175	155	105x80	84x64/76x56	9	34	L420.B10.FUSS

Construction fence castor

Metal base for construction fences with castor L420.B40.125 · Installation with 4 screws M8x65 and 4 nuts M8 · Suitable for all common construction fences

Tread: **Rubber black**
Wheel body **Plastic** Bearing **Plain bearing**

mm	mm	kg	mm	mm	mm	mm	mm	
125	37.5	100	155	105x80	84x64/76x56	9	34	L420.B40.FUSS

Construction fence clamp

Clamp for connecting construction fence elements · Galvanized steel, incl. Screw and nut · Clamping range 38-46 mm for all common construction fences

Material thickness mm	
2,5	KLEMME

Construction fence clamp

Clamp for connecting construction fence elements · Galvanized steel, incl. Screw and nut · Clamping range 38-46 mm for all common construction fences

Material thickness mm	
3	KLEMME.2

Wheels with clamp for construction fences made of round tubing

Construction fence wheels with galvanised fastening clamps can be attached directly to construction fences with pipe diameters of 40 - 45 mm, the wheels offer immediate mobility.

Construction fence castor
Plastic wheel A90.209 with mounting device for hoarding · For tube diameter 40-45 mm

Tread **Plastic white**
Wheel body **Plastic white** Bearing **Plain bearing**

mm	mm	
200	40	A90.209.BEF

Construction fence castor
Rubber wheel with mounting device for hoarding · For tube diameter 40-45 mm

Tread **Rubber black**
Wheel body **Plastic black** Bearing **Plain bearing**

mm	mm	
150	37,5	B40.150.SO1

Make standard scaffolding mobile, thus turning fixed scaffolding into mobile scaffolding

Scaffolding castors turn various sizes of fixed scaffolding into mobile scaffolding. Mobile scaffolding simplifies all work on a wide variety of vertical construction projects on walls, projections and ceilings, since the scaffolding can now be easily moved by the person working. This economical scaffolding alternative facilitates a lot of construction and assembly work and reduces the time and personnel input.
Uneven ground is levelled using scaffolding spindles or threaded rods. Our scaffolding castors are tested according to DIN EN 1004.

5 locking systems to choose from, wheels in many colours and different design models of castors possible

Swivel castor with brake series V122...

Swivel castor with brake series V522...

Swivel castor with brake series V222...

Swivel castor with brake series V322 ...

Swivel castor with brake series V422...

Swivel castor with brake series V722...

OEM Consulting
Our experts advise you as a scaffolding manufacturer of your options. We supply individual scaffolding castors to match your scaffolding system. Castors and brake pedals are also available in different colours. Challenge our competence.

High stability of the brake:
When locked, the offset is shifted over the axial point of the castor as in a fixed castor and offers a higher load capacity of up to 1,000 kg for static loads.

Five fastening solutions for scaffolding castors

Adjustable spindle
For easy level adjustment, available with 33.7 mm or 38 mm spindle diameter and spindle lengths of 300, 400, 500 and 600 mm. Can be supplemented with spindle nuts, plastic plugs and spindle sleeves made of PA.

Screw-on plate
For fastening with four screws/nuts, with plate size 135 x 110 mm, hole size 105 x 80 mm and screw hole size 13.5 x 11 mm, plate fits all models in the V122 - V522 series with wheel diameters of between 150 mm and 200 mm.

Steel stem
This is inserted into the scaffold tube, possible pin diameters are 34.5 mm, 38.35 mm and, on request, 27 mm, 34 mm and 38 mm. The possible tenon length is 55.5 mm or 58 mm and, on request, 100 mm or 112 mm.

Round tube
The scaffold tube is pushed into the tube attachment and secured, available in diameters of 46 mm or 60 mm and tube lengths of 100 mm and 150 mm.

Expansion sleeves/expanders
An internal screw spreads or anchors the high-quality polyamide sleeve securely in the round or square tube.



MATERIAL FLOW
SORTING LINES
CONVEYOR SYSTEMS
ORDER PICKING TECHNOLOGY
RACK SYSTEMS
STORAGE TECHNOLOGY

In-house transport systems are the central basis for efficient material flow control. Different conveyor elements can be networked to transport the goods to be conveyed from the transporting the goods from the loading point to the delivery point. Production lines optimise internal costs and ensure rapid throughput. We are your reliable partner, because our Conveyor Roller Immediate Delivery Programme is with you within 24 hours, so that everything that should run smoothly can run smoothly.

OUR
WHEEL STANDS FOR
MATERIAL FEED SYSTEMS
BALL TRANSFER UNITS
WHEEL TRACKS /
MULTI-DIRECTIONAL ROLLER TRACKS
ROLLER TRACKS
PALLET ROLLER TRACKS
CONVEYOR ROLLERS
ROLLER CONVEYORS

CONVEYOR TECHNOLOGY

Roller stands for material feed

Kombi roller stand

- material stand with dual foot construction
- galvanised steel conveyor stand, Ø 60 mm, 1.5 mm plate
- ball track with 8 balls
- sliding height adjustment
- foldable
- Surface load over the complete surface area

kg	Roller width mm	min./max. mm	
200	350	758/1197	ROLLST..KOMBI

Ball roller stand

- material stand with dual foot construction
- welded steel construction
- 3 tracks, each with 8 balls
- space saving foldability
- level regulation for uneven floors
- Surface load over the complete surface area

kg	Dimensions L x B mm	min./max. mm	
200	350	707/1128	ROLLST.KUGELTI.

Roller stands for material feed

100 – 200 kg

V-form roller stand with ball transfer units

- Material stand with 2-leg construction
- with 4 ball transfer units Ø 25 mm
- For tubes and rods from 3/4“ to 16“
- Profile gead width: 60 x 30 mm
- sliding height adjustment
- With support on 2 / 4 ball transfer units

	Ø Ball	min./max.	Width	
kg	mm	mm	mm	
100 / 200	25	715-1060/1128	260	ROLLST..V.KU

Roller stands for material feed

V-form roller stand

- Material stand with tripod construction
- Plug-in system for feet
- galvanised steel conveyor roller, 50 mm Ø, 1.5 mm plate, 200 mm long
- sliding height adjustment

kg	Roller width mm	min./max. mm	
100	200	670/1100	ROLLST..V

Conveyor roller stand

- Material stand with tripod construction
- Plug-in system for feet
- galvanised steel conveyor roller, 50 mm Ø, 1.5 mm steel plate
- sliding height adjustment
- adjustable with or without stopper
- Surface load over the complete surface area

kg	Roller width mm	min./max. mm	
100	350	630/1100	ROLLST..350
100	500	630/1100	ROLLST..500
100	600	630/1100	ROLLST..600

Roller stands for material feed

100 kg

Ball track roller stand

- 430 mm ball track, with 8 galvanised steel balls, 15 mm Ø
- Material stand with tripod construction
- Plug-in system for feet
- sliding height adjustment
- Surface load over the complete surface area

kg	Roller width mm	min./max. mm	
100	430	630/1100	ROLLST..K

Multi-directional roller stand

- 350 mm multi-directional roller track, with 17 plastic 50 mm Ø m-d rollers
- tripod stand construction
- Plug-in system for feet
- sliding height adjustment
- Surface load over the complete surface area

kg	Roller width mm	min./max. mm	
100	350	630/1100	ROLLST..A

FLEXIBLE CONVEYING SOLUTIONS FOR INDUSTRY

Ball transfer units

12 – 25 kg

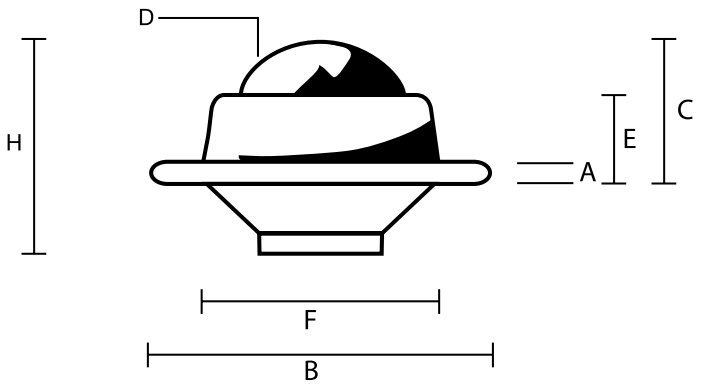

Ball transfer units
Balls **Galvanised steel** Housing **Galvanised steel**

D	F	B	C	H	A	E	Mounting hole Ø	Circle hole Ø		
mm	mm	mm	mm	mm	mm	mm	mm	mm	kg	
13	17	26	10	15	2	6	2,5	22	15	E31.013
14	20,5	31	11,5	17	2	8,5	3,0	26	15	E31.014
19	25	36	14,5	21	2	10	3,0	30	20	E31.019
24	31	45	18	26	2,5	11	3,2	38,5	25	E31.024

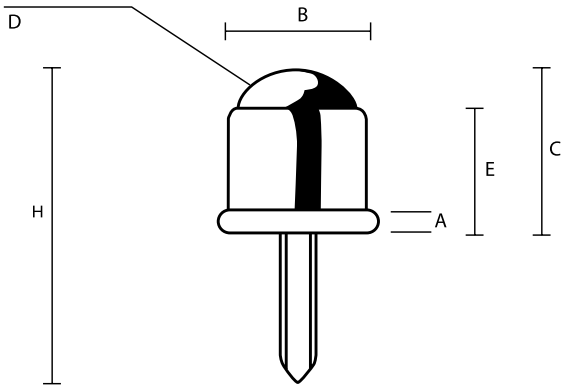

Ball transfer units
Balls **Galvanised steel** Housing **Galvanised steel**

D	B	C	H	A	E	Thread-Ø		
mm	mm	mm	mm	mm	mm	mm	kg	
16	23	20	38	3,0	15	4,0	12	E35.016
19	25	25	52	3,5	20	6,5	15	E35.019
24	28	30	57	4,0	23	6,5	18	E35.024

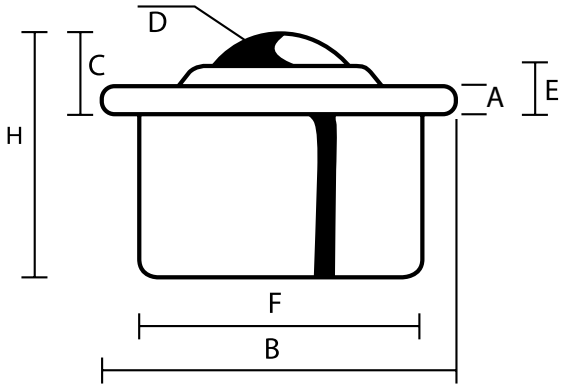

Ball transfer units
Balls **Steel** Housing **Steel**
Surface zinc plated

D	F	B	C	H	A	E		
mm	mm	mm	mm	mm	mm	mm	kg	
15	24	31	9,5	21,0	2,8	6,2	50	E32.015
22	36	45	9,8	30,0	2,8	5,5	130	E32.022
30	45	55	13,8	37,0	4,0	8,3	250	E32.030
45	62	75	19,0	53,5	4,0	10,0	600	E32.045

All parts zinc plated, rustproof steel balls

15	24	31	9,5	21,0	2,8	6,3	37	E33.015
22	36	45	9,8	30,0	2,8	5,5	97	E33.022
30	45	55	13,8	37,0	4,0	8,3	190	E33.030
45	62	75	19,0	53,5	4,0	10,0	450	E33.045

All parts rustproof steel

15	24	31	9,5	21,0	2,8	6,3	37	E34.015
22	36	45	9,8	30,0	2,8	5,5	97	E34.022
30	45	55	13,8	37,0	4,0	8,3	190	E34.030

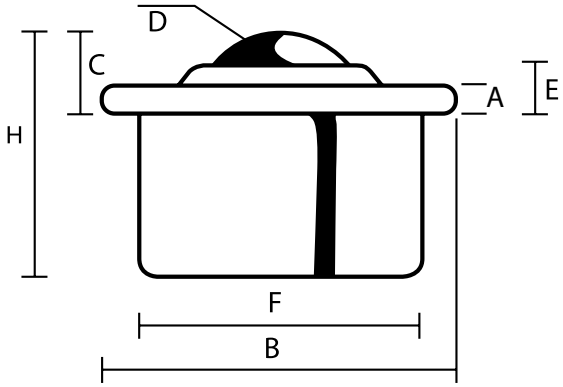

Ball transfer units
Balls **Plastic** Housing **Galvanised steel**

D	F	B	C	H	A	E		
mm	mm	mm	mm	mm	mm	mm	kg	
15	24	31	9,5	21,0	2,8	6,3	7	E36.015
22	36	45	9,8	30,0	2,8	5,5	10	E36.022
30	45	55	13,8	37,0	4,0	8,3	15	E36.030

Ball transfer units

25 – 110 kg

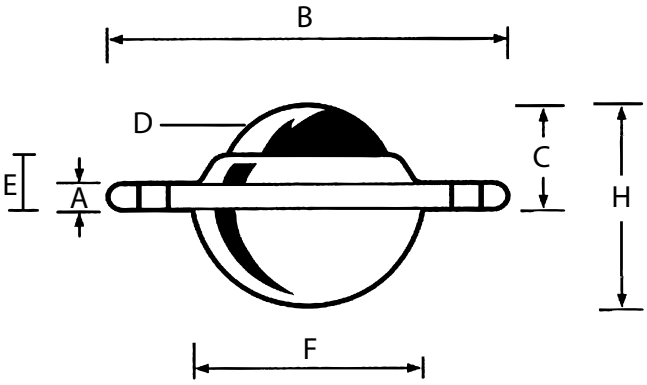

Ball transfer units
Balls **Steel** Housing **Steel**

D	F	B	C	H	A	E	Mounting hole Ø	Circle hole Ø		
mm	mm	mm	mm	mm	mm	mm	mm	mm	kg	
19	29,5	61,0	10,0	22,0	3,2	6,8	5,5	45	25	E37.019
25	38,1	73,0	14,2	30,0	3,0	7,9	5,0	56	55	E37.025
32	46,0	73,8	16,2	36,0	4,2	8,3	5,0	59	110	E37.032
40	63,3	94,6	21,2	48,5	6,3	12,7	7,0	70	110	E37.040

Ball transfer units
Balls **Nylon** Housing **Steel**

D	F	B	C	H	A	E	Mounting hole Ø	Circle hole Ø		
mm	mm	mm	mm	mm	mm	mm	mm	mm	kg	
19	29,5	61,0	10,0	22,0	3,2	6,8	5,5	45	25	E38.019
40	63,3	94,6	21,2	48,5	6,3	12,7	7,0	70	110	E38.025

ROLLER TRACKS: OPTIMAL RUN FOR CARDBOARD BOXES AND CONTAINERS

Roller tracks

Roller tracks are used mainly for the safe movement of transport boxes and cartons in flow racking. The rollers are made of premium quality, robust, impact resistant thermoplastic. It absorbs no damp and is resistant to acids and leaches. These rollers, on steel axles, are available as standard or as flanged rollers.
The roller track frame is cold formed zinc plated steel, 0.75 mm thick.The roller separation distances (33, 50...) stated in the catalogue are approximated. The exact hole pitch is 16.667 mm +/- 0.1 mm.

Maximum carrier spacing (mm)

Box weight	Box length						
kg	mm	mm	mm	mm	mm	mm	mm
	200	250	300	350	400	500	600
5	1220	1310	1390	1480	1530	1650	1750
10	960	1040	1100	1160	1220	1310	1390
15	840	910	960	1020	1060	1140	1220
20	760	820	880	920	960	1040	1110
25	710	760	810	860	900	960	1020
30					840	910	960
35					800	860	920
40						820	870
45							840
50							810

Mini roller tracks with standard rollers Diameter 13 mm



	Separation distance mm	
A 13 mm diameter roller has a load capacity of 6 kg. Whereas a bundle or package combination should not exceed 15 kg in total weight.	16	405.000
	33	405.001
	50	405.002
	End stop	405.003

Available variant : Highly conductive roller (colour black)

Mini roller tracks with flanged rollers Diameter 18/28 mm

	Separation distance mm	
	33	406.000
	50	406.001
	66	406.002
	End stop	406.003

Roller tracks with standard rollers Diameter 28 mm



	Separation distance mm	
A 28 mm diameter roller has a load capacity of 6 kg. Whereas a bundle or package combination should not exceed 25 kg in total weight.	33	415.000
	50	415.001
	66	415.002
	100	415.003
	End stop	415.004

Available variant : Highly conductive roller (colour black)

Roller tracks with flanged rollers Diameter 28/41 mm



	Separation distance mm	
	50	416.000
	66	416.001
	83	416.002
	100	416.003
	End stop	416.004

Available variant : Highly conductive roller (colour black)

When ordering, please include the required total roller track length. (max. length 6500 mm)



Roller tracks with standard rollers Diameter 30 mm

	Separation distance mm	
A 30 mm diameter roller has a load capacity of 12 kg. Whereas a bundle or package combination should not exceed 35 kg in total weight.	50	417.000
	66	417.001
	83	417.002
	100	417.003
	End stop	417.004



Roller tracks with flanged rollers Diameter 30/44 mm

	Separation distance mm	
	50	418.000
	66	418.001
	100	418.002
	End stop	418.003

Multi-directional roller tracks

Multi-directional rollers are employed wherever bundles, packages, cartons, boxes or work pieces are turned, sorted, re-directed, commissioned or otherwise moved around. Dimensions and weight of the goods determines the separation distances of rollers and tracks. Goods should not exceed the following individual weights:

Ø 50 mm: 100 daN (kg)
Ø 60 mm: 200 daN (kg)
Ø 80 mm: 400 daN (kg)

The rollers can be used at temperatures of -15 °C until +80 °C.
The roller separation distances (66, 100...) stated in the catalogue are approximated.
The exact hole pitch is 33.33 mm.

Multi-directional roller tracks

Separation distance mm	Wheel Ø 50 mm	Wheel Ø 60 mm	Wheel Ø 80 mm
66	410.000	411.000	
100	410.001	411.001	412.001
133	410.002	411.002	412.002
166	410.003	411.003	412.003
End stop	410.004	411.004	412.004
Single roller	360.001	360.002	360.003

Available variant :
Also available as a rail with single rollers with a roll diameter of 50 mm

When ordering, please include the required total roller track length. (max. length 6500 mm)
When ordering, please include the required total roller track length. (max. length 6500 mm)

Roller rails

- For example roller tracks are used for:
- flow racks
- guide tracks
- rollerways connecting two work places
- packing machines
- drive belt guides
- We normally supply your desired fixed length. The frame is zinc plated, Wy = 2.2 cm3. When not otherwise ordered, standard rollers are mounted in the lower row of holes whereas flanged rollers are always mounted in the upper row of holes.

Roller tracks with standard plastic rollers Diameter 48 mm

	Separation distance mm	
Plastic rollers (48 mm) without a flange have a load capacity of 10 daN (kg).	50	421.000
	75	421.001
	100	421.002
	125	421.003
	End stop	421.004

Available variant: Highly conductive roller (colour black)
Roller with plain bearing
Normal small castors with buffer ring made of PU

Roller tracks with flanged plastic rollers Diameter 48/66 mm

	Separation distance mm	
Plastic rollers (48 mm) with a flange have a load capacity of 10 daN (kg).	75	422.000
	100	422.001
	125	422.002
	150	422.003
	End stop	422.004

Roller tracks with standard galvanised steel rollers Diameter 48 mm

	Separation distance mm	
Steel rollers (48 mm) without a flange have a load capacity of 20 daN (kg).	50	423.000
	75	423.001
	100	423.002
	125	423.003
	End stop	423.004

Available variant : Roller with plain bearing,
Slide and ball bearing rollers with buffer ring made of PU

Roller tracks with flanged galvanised steel rollers Diameter 50/66 mm

	Separation distance mm	
Steel rollers (48 mm) with a flange have a load capacity of 20 daN (kg).	75	424.000
	100	424.001
	125	424.002
	150	424.003
	End stop	424.004

When ordering, please include the required total roller track length. (The length should be divisible by 25 mm.)

Pallet roller rails

The pallet roller rail consists of a sendzimier galvanised U-profile, 55 mm high and 80 mm wide. The total height is 67 mm. These profiles are fitted with rollers, Ø 50 mm, in pitches of 52, 78, 104, 130, 156 mm, etc. Two further rows of holes in the base are used to fasten the rail to substructures. The pallet roller rail is available in sections up to max. 6006 mm.

Pallet roller bar

	Separation distance mm	
Steel roller, Payload 150 kg	52	PRS.001
	78	PRS.002
	104	PRS.003
	130	PRS.004
	156	PRS.005
	End stop	PRS.006

Pallet roller bar

	Separation distance mm	
Flanged steel roller, Payload 150 kg	78	PRS.007
	104	PRS.008
	130	PRS.009
	156	PRS.010
	End stop	PRS.011

Pallet roller rail

	Separation distance mm	
Plastic roller, Payload 65 kg	52	PRK.001
	78	PRK.002
	104	PRK.003
	130	PRK.004
	156	PRK.005
	End stop	PRK.006

Pallet roller rail

	Separation distance mm	
	78	PRK.007
	104	PRK.008
	130	PRK.009
	156	PRK.010
	End stop	PRK.011

When ordering, please include the required total length. (The length should be divisible by 26 mm.)

THE ROLLING CONTACT BETWEEN THE CONVEYOR FRAME AND THE CONVEYOR BELT





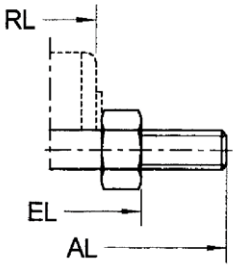

External thread

Ø mm	
6	A6
8	A8
10	A10
12	A12
14	A14
15	A15
20	A20

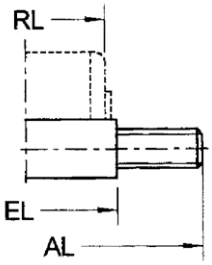

Stepped axle with external thread

Ø mm	
8	B8
10	B10
12	B12
14	B14
15	B15
20	B20

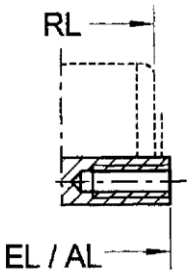

Internal thread

Ø mm	
8	C8
10	C10
11	C11
12	C12
14	C14
15	C15
20	C20
25	C25

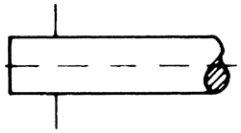

Flat axle end

Ø mm	
6	D6
8	D8
10	D10
11	D11
12	D12
14	D14
15	D15

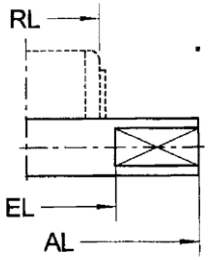

Spanner flat

Ø mm	
10	E10
11	E11
12	E12
14	E14
15	E15
20	E20



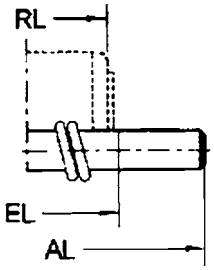

Spring axle

Ø mm	
6	F6
8	F8
10	F10
11	F11
12	F12
14	F15

Load capacity diagrams

Static load on the axles
with tight clamping

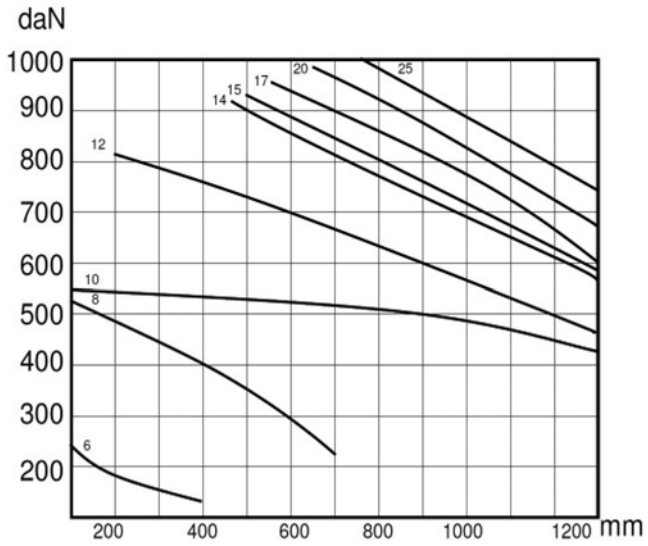

Static load on the axles
with loose clamping

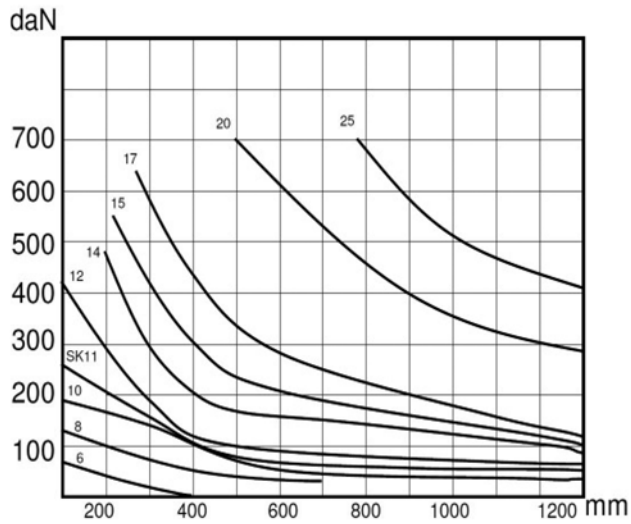

Static areal load on the tubes
Steel tube

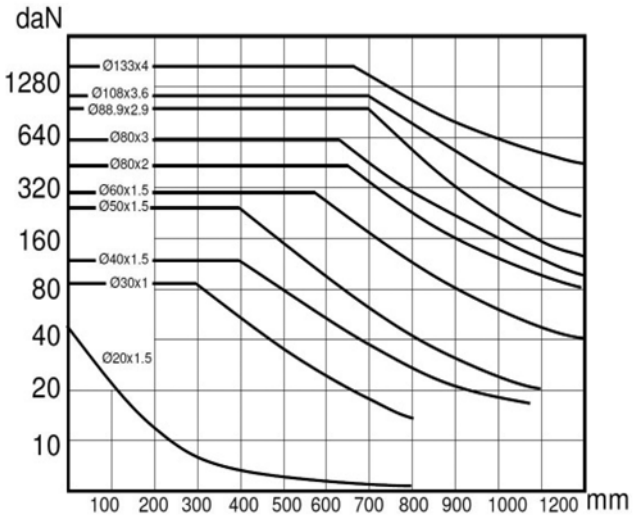

Static areal load on the tubes
Plastic tube

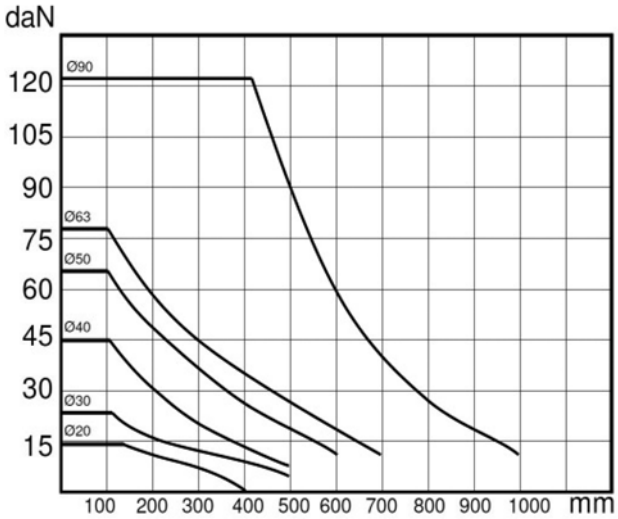

The information on the load capacity given on the following pages is to be understood as surface loading for installation in non-powered roller conveyors. The load capacity depends, for example, on the roller length, the diameter and the type of fastening. Please contact us.



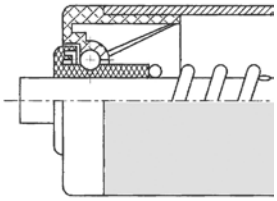

Blue plastic cylinder Conveyor rollers

Plastic bearing with one row of steel balls

External cylinder Ø	Roller length	Fitting length	Axle length	Axle type		
mm	mm	mm	mm		kg	
20x1.5	200	205	221	F6	10	S20-F6-205-221
20x1,5	300	305	321	F6	7	S20-F6-305-321
20x1,5	400	405	421	F6	2	S20-F6-405-421
30x1,8	200	205	225	F8	10	S30-F8-205-225
30x1,8	300	305	325	F8	8	S30-F8-305-325
30x1,8	400	405	425	F8	6	S30-F8-405-425
40x2,3	200	205	225	F10	10	S40-F10-205-225
40x2,3	300	305	325	F10	9	S40-F10-305-325
40x2,3	400	405	425	F10	8	S40-F10-405-425
40x2,3	500	505	525	F10	7	S40-F10-505-525

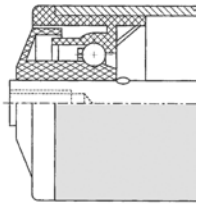

Blue plastic cylinder Conveyor rollers

Plastic bearing with two rows of steel balls

External cylinder Ø	Roller length	Fitting length	Axle length	Axle type		
mm	mm	mm	mm		kg	
50x2,8	200	207	227	F10	20	S50-F10-207-227
50x2,8	300	307	327	F10	20	S50-F10-307-327
50x2,8	400	407	427	F10	20	S50-F10-407-427
50x2,8	500	507	527	F10	20	S50-F10-507-527
50x2,8	600	607	627	F10	20	S50-F10-607-627

Axle variants:

External thread		Stepped axle with external thread		Inner thread		Flat axle end		Spanner flat		Spring axle	
Ø mm		Ø mm		Ø mm		Ø mm		Ø mm		Ø mm	
10	A10									6	F6
12	A12									8	F8
										10	F10

* The stated load capacities are meant to be the surface load for assembling into not powered conveyors.



Blank steel cylinder Conveyor rollers

Sheet steel bearing liner, galvanised with grooved ball bearing

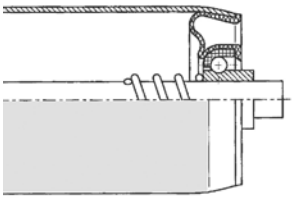

External cylinder Ø	Roller length	Fitting length	Axle length	Axle type		
mm	mm	mm	mm		kg	
50x1,5	200	220	250	A10	240	S55-A10-220-250
50x1,5	300	320	350	A10	240	S55-A10-320-350
50x1,5	400	420	450	A10	240	S55-A10-420-450
50x1,5	500	520	550	A10	200	S55-A10-520-550
50x1,5	600	620	650	A10	130	S55-A10-620-650
50x1,5	200	210	230	F10	150	S55-F10-210-230
50x1,5	300	310	330	F10	130	S55-F10-310-330
50x1,5	400	410	430	F10	80	S55-F10-410-430
50x1,5	500	510	530	F10	70	S55-F10-510-530
50x1,5	600	610	630	F10	40	S55-F10-610-630
60x1,5	200	222	252	A12	240	S60-A12-222-252
60x1,5	300	322	352	A12	240	S60-A12-322-352
60x1,5	400	422	452	A12	240	S60-A12-422-452
60x1,5	500	522	552	A12	240	S60-A12-522-552
60x1,5	600	622	652	A12	240	S60-A12-622-652
80x2	200	222	252	A12	240	S80-A12-222-252
80x2	300	322	352	A12	240	S80-A12-322-352
80x2	400	422	452	A12	240	S80-A12-422-452
80x2	500	522	552	A12	240	S80-A12-522-552
80x2	600	622	652	A12	240	S80-A12-622-652

Axle variants:

External thread		Stepped axle with external thread		Inner thread		Flat axle end		Spanner flat		Spring axle	
Ø mm		Ø mm		Ø mm		Ø mm		Ø mm		Ø mm	
10 12	A10 A12									10	F10

* The stated load capacities are meant to be the surface load for assembling into not powered conveyors.



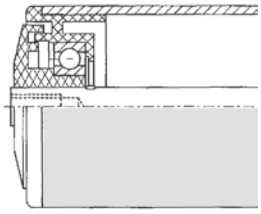

Blue plastic cylinder Conveyor rollers
Plastic bearing with grooved ball bearing and heat seal

External cylinder Ø	Roller length	Fitting length	Axle length	Axle type		
mm	mm	mm	mm		kg	
50x2,8	200	217	247	A10	100	S51-A10-217-247
50x2,8	300	317	347	A10	50	S51-A10-317-347
50x2,8	400	417	447	A10	30	S51-A10-417-447
50x2,8	500	517	547	A10	20	S51-A10-517-547
50x2,8	600	617	647	A10	10	S51-A10-617-647
50x2,8	200	206	226	F10	100	S51-F10-206-226
50x2,8	300	306	326	F10	50	S51-F10-306-326
50x2,8	400	406	426	F10	30	S51-F10-406-426
50x2,8	500	506	526	F10	20	S51-F10-506-526
50x2,8	600	606	626	F10	10	S51-F10-606-626
63x3	200	219	249	A12	140	S63-A12-219-249
63x3	300	319	349	A12	80	S63-A12-319-349
63x3	400	419	449	A12	50	S63-A12-419-449
63x3	500	519	549	A12	30	S63-A12-519-549
63x3	600	619	649	A12	20	S63-A12-619-649

Axle variants:

External thread		Stepped axle with external thread		Inner thread		Flat axle end		Spanner flat		Spring axle	
Ø mm		Ø mm		Ø mm		Ø mm		Ø mm		Ø mm	
10	A10									6	F6
12	A12									8	F8
										10	F10

* The stated load capacities are meant to be the surface load for assembling into not powered conveyors.



Galvanized steel tube support rollers

Conveyor roller bearings made of galvanized sheet steel with deep groove ball bearings

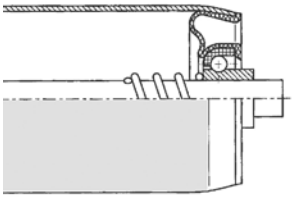

External cylinder Ø	Roller length	Fitting length	Axle length	Axle type		
mm	mm	mm	mm		kg	
50x1,5	200	210	230	F10	150	S56-F10-210-230
50x1,5	300	310	330	F10	130	S56-F10-310-330
50x1,5	400	410	430	F10	80	S56-F10-410-430
50x1,5	200	220	250	A10	240	S56-A10-220-250
50x1,5	300	320	350	A10	240	S56-A10-320-350
50x1,5	400	420	450	A10	240	S56-A10-420-450
50x1,5	500	520	550	A10	200	S56-A10-520-550
60x1,5	300	322	352	A12	240	S61-A12-322-352
60x1,5	400	422	452	A12	240	S61-A12-422-452
60x1,5	500	522	552	A12	240	S61-A12-522-552
60x1,5	600	622	652	A12	240	S61-A12-622-652

Axle variants:

External thread		Stepped axle with external thread		Inner thread		Flat axle end		Spanner flat		Spring axle	
Ø mm		Ø mm		Ø mm		Ø mm		Ø mm		Ø mm	
10 12	A10 A12									10	F10

* The stated load capacities are meant to be the surface load for assembling into not powered conveyors.



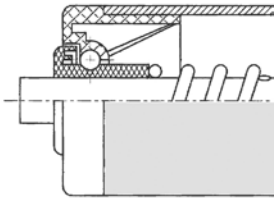

External cylinder Ø mm	
20x1,5	100
30x1,8	110
40x2,3	120

Conveyor roller bearings:
Bearing insert made of plastic, grey with single row ball bearing
Load capacity:
max. 5 kg/bearing at Ø 20 mm
Load capacity:
max. 7 kg/bearing for Ø 30 and 40 mm

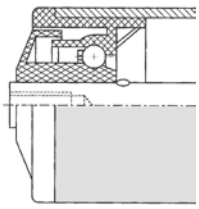

External cylinder Ø mm	
50x2,8	130

Conveyor roller bearings:
Bearing insert made of plastic, blue with double row ball bearings
Load capacity:
max. 10 kg/bearing

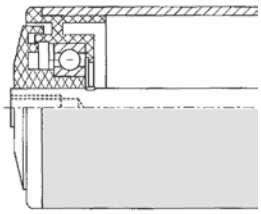

External cylinder Ø mm	
50x2,8	140
63x3,0	150

Conveyor roller bearings:
Plastic bearing insert, blue with labyrinth seal and ball bearing
Load capacity:
80 kg/bearing

Axle variants:

External thread		Stepped axle with external thread		Inner thread		Flat axle end		Spanner flat		Spring axle	
Ø mm		Ø mm		Ø mm		Ø mm		Ø mm		Ø mm	
6	A6			10	C10	6	D6	10	E10	6	F6
8	A8			12	C12	8	D8	12	E12	8	F8
10	A10			14	C14	10	D10	14	E14	10	F10
12	A12					12	D12			12	F12
14	A14					14	D14				

Note: For a technical description of the axle variants, see page 218.

Blank steel cylinder Conveyor rollers



Conveyor roller bearings:
Bearing insert made of plastic, grey with single row ball bearing
Load capacity:
max. 5 kg/bearing at Ø 20 mm
Load capacity:
max. 7 kg/bearing for Ø 30 and 40 mm

External cylinder Ø mm	
20x1,5	101
30x1,0	111
40x1,5	121

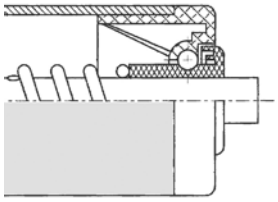

Conveyor roller bearings:
Bearing insert made of plastic, blue with double row ball bearings
Load capacity:
max. 10 kg/bearing

External cylinder Ø mm	
50x1,5	131

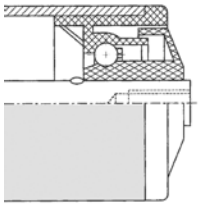

Conveyor roller bearings:
Bearing insert made of sheet steel, galvanised with single row ball bearings
Load capacity:
80 kg/bearing

External cylinder Ø mm	
40x1,5	141
50x1,5	151
50x2,0	161
60x2,0	171

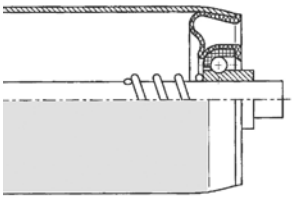

Axle variants:

External thread		Stepped axle with external thread		Inner thread		Flat axle end		Spanner flat		Spring axle	
Ø mm		Ø mm		Ø mm		Ø mm		Ø mm		Ø mm	
6	A6			10	C10	6	D6	10	E10	6	F6
8	A8			12	C12	8	D8			8	F8
10	A10					10	D10			10	F10
12	A12					12	D12				

Note: For a technical description of the axle variants, see page 218.



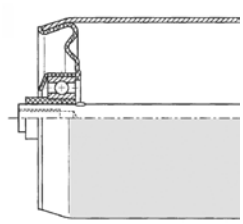

External cylinder Ø mm	
50x1,5	181
50x2,0	191
60x2,0	201
80x2,0	211

Conveyor roller bearings:
Bearing insert made of sheet steel, galvanised with single row ball bearing, with plastic hub
Load capacity:
max. 120 kg/bearing

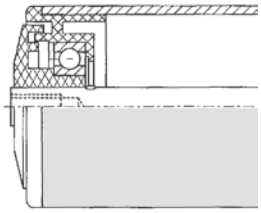

External cylinder Ø mm	
50x1,5	221
50x2,0	231
60x2,0	241
80x2,0	251

Conveyor roller bearings:
Plastic bearing insert, blue with labyrinth seal and ball bearing
Load capacity:
80 kg/bearing

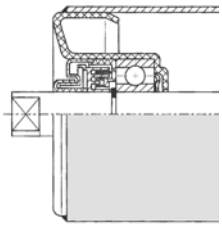

External cylinder Ø mm	
80x2,0	261
80x3,0	271
89x3,25	281

Conveyor roller bearings:
Bearing insert made of sheet steel, double labyrinth seal and deep groove ball bearing, 6204 with axis Ø 20 mm. 6305 with axis Ø 25 mm
Load capacity:
max. 250 kg/bearing

Axle variants:

External thread		Stepped axle with external thread		Inner thread		Flat axle end		Spanner flat		Spring axle	
Ø mm		Ø mm		Ø mm		Ø mm		Ø mm		Ø mm	
8	A8	20	B20	10	C10	8	D8	10	E10	8	F8
10	A10			12	C12	10	D10	12	E12	10	F10
12	A12			14	C14	12	D12	14	E14	12	F12
14	A14			20	C20	14	D14	20	E20		
20	A20										

Note: For a technical description of the axle variants, see page 218.

Zinc plated steel cylinder Conveyor rollers



Conveyor roller bearings:
Bearing insert made of plastic, grey with single row ball bearing
Load capacity:
max. 5 kg/bearing at Ø 20 mm
Load capacity:
max. 7 kg/bearing for Ø 30 and 40 mm

External cylinder Ø mm	
20x1,5	102
30x1,0	112
40x1,5	122

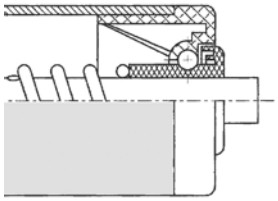

Conveyor roller bearings:
Bearing insert made of plastic, blue with double row ball bearings
Load capacity:
max. 10 kg/bearing

External cylinder Ø mm	
50x1,5	132

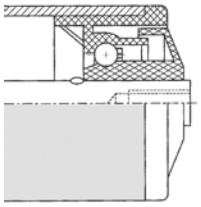

Conveyor roller bearings:
Bearing insert made of sheet steel, galvanised with single row ball bearings
Load capacity:
80 kg/bearing

External cylinder Ø mm	
40x1,5	142
50x1,5	152
50x2,0	162
60x2,0	172

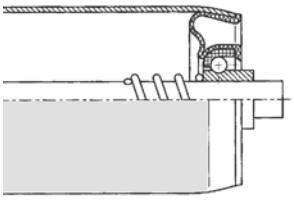

Axle variants:

External thread		Stepped axle with external thread		Inner thread		Flat axle end		Spanner flat		Spring axle	
Ø mm		Ø mm		Ø mm		Ø mm		Ø mm		Ø mm	
6	A6			10	C10	6	D6	10	E10	6	F6
8	A8			12	C12	8	D8			8	F8
10	A10					10	D10			10	F10
12	A12					12	D12				

Note: For a technical description of the axle variants, see page 218.

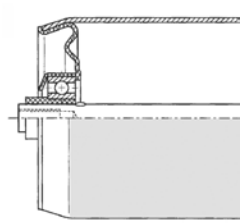

External cylinder Ø mm	
50x1,5	182
50x2,0	192
60x2,0	202
80x2,0	212

Conveyor roller bearings:
Bearing insert made of sheet steel, galvanised with single row ball bearing, with plastic hub
Load capacity:
max. 120 kg/bearing

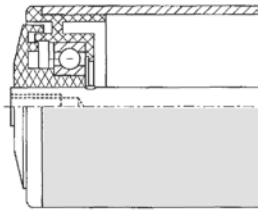

External cylinder Ø mm	
50x1,5	222
50x2,0	232
60x2,0	242
80x2,0	252

Conveyor roller bearings:
Plastic bearing insert, blue with labyrinth seal and ball bearing
Load capacity:
80 kg/bearing

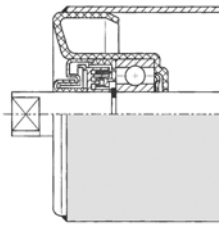

External cylinder Ø mm	
80x2,0	262
80x3,0	272
88,9x2,9	282

Conveyor roller bearings:
Bearing insert made of sheet steel, double labyrinth seal and deep groove ball bearing, 6204 with axis Ø 20 mm. 6305 with axis Ø 25 mm
Load capacity:
max. 250 kg/bearing

Axle variants:

External thread		Stepped axle with external thread		Inner thread		Flat axle end		Spanner flat		Spring axle	
Ø mm		Ø mm		Ø mm		Ø mm		Ø mm		Ø mm	
8	A8	20	B20	10	C10	8	D8	10	E10	8	F8
10	A10			12	C12	10	D10	12	E12	10	F10
12	A12			14	C14	12	D12	14	E14	12	F12
14	A14			20	C20	14	D14	20	E20		
20	A20										

Note: For a technical description of the axle variants, see page 218.

Aluminium cylinder Conveyor rollers

Conveyor roller bearings:
Bearing insert made of plastic, grey with single row ball bearing
Load capacity:
max. 5 kg/bearing at Ø 20 mm
Load capacity:
max. 7 kg/bearing for Ø 30 and 40 mm

External cylinder Ø mm	
20x1,5	103
30x2,0	113
40x1,5	123

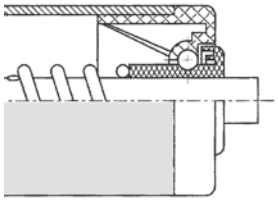

Conveyor roller bearings:
Bearing insert made of plastic, blue with double row ball bearings
Load capacity:
max. 10 kg/bearing

External cylinder Ø mm	
50x1,5	133

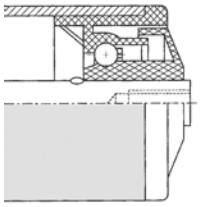

Conveyor roller bearings:
Bearing insert made of sheet steel, galvanised with single row ball bearings
Load capacity:
80 kg/bearing

External cylinder Ø mm	
40x1,5	143
50x2,0	153

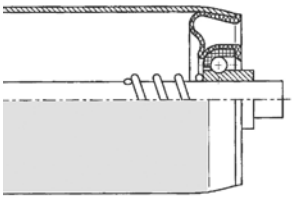

Axle variants:

External thread		Stepped axle with external thread		Inner thread		Flat axle end		Spanner flat		Spring axle	
Ø mm		Ø mm		Ø mm		Ø mm		Ø mm		Ø mm	
6	A6	20	B20	10	C10	6	D6	10	E10	6	F6
8	A8			12	C12	8	D8			8	F8
10	A10			14	C14	10	D10			10	F10
12	A12			20	C20	12	D12				
14	A14					14	D14				

Note: For a technical description of the axle variants, see page 218.

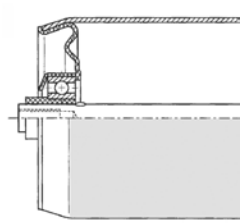

External cylinder Ø mm	
50x1,5	163

Conveyor roller bearings:
Bearing insert made of sheet steel, galvanised with single row ball bearing, with plastic hub
Load capacity:
max. 120 kg/bearing

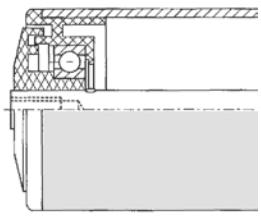

External cylinder Ø mm	
50x1,5	193

Conveyor roller bearings:
Plastic bearing insert, blue with labyrinth seal and ball bearing
Load capacity:
80 kg/bearing

Axle variants:

External thread		Stepped axle with external thread		Inner thread		Flat axle end		Spanner flat		Spring axle	
Ø mm		Ø mm		Ø mm		Ø mm		Ø mm		Ø mm	
6	A6	20	B20	10	C10	6	D6	10	E10	6	F6
8	A8			12	C12	8	D8			8	F8
10	A10			14	C14	10	D10			10	F10
12	A12			20	C20	12	D12				
14	A14					14	D14				

Note: For a technical description of the axle variants, see page 218.

Stainless steel cylinder Conveyor rollers

Conveyor roller bearings:
Bearing insert made of plastic, grey with single row ball bearing
Load capacity:
max. 5 kg/bearing at Ø 20 mm
Load capacity:
max. 7 kg/bearing for Ø 30 and 40 mm

External cylinder Ø mm	
20x1,0	104
30x1,0	114
40x1,5	124

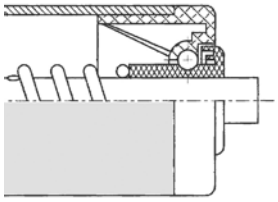

Conveyor roller bearings:
Bearing insert made of plastic, blue with double row ball bearings
Load capacity:
max. 10 kg/bearing

External cylinder Ø mm	
50x1,5	134

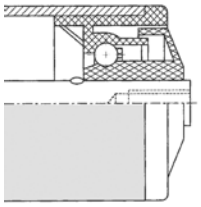

Conveyor roller bearings:
Bearing insert made of sheet steel, galvanised with single row ball bearings
Load capacity:
80 kg/bearing

External cylinder Ø mm	
40x1,5	144
50x1,5	154
60x2,0	164

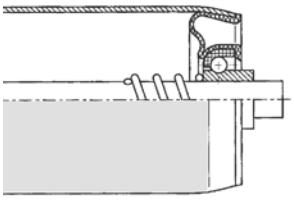

Axle variants:

External thread	
Ø mm	
6	A6
8	A8
10	A10
12	A12

Stepped axle with external thread	
Ø mm	

Inner thread	
Ø mm	
10	C10
12	C12

Flat axle end	
Ø mm	
6	D6
8	D8
10	D10
12	D12

Spanner flat	
Ø mm	
10	E10

Spring axle	
Ø mm	
6	F6
8	F8
10	F10

Note: For a technical description of the axle variants, see page 218.

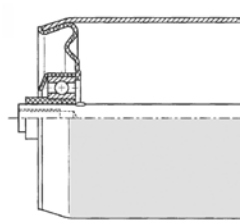

External cylinder Ø mm	
50x1,5	174
60x2,0	184
80x2,0	194

Conveyor roller bearings:
Bearing insert made of sheet steel, galvanised with single row ball bearing, with plastic hub
Load capacity:
max. 120 kg/bearing

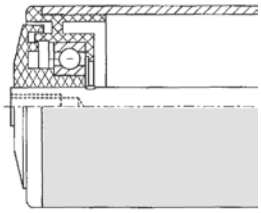

External cylinder Ø mm	
50x1,5	204
60x2,0	214
80x2,0	224

Conveyor roller bearings:
Plastic bearing insert, blue with labyrinth seal and ball bearing
Load capacity:
80 kg/bearing

Axle variants:

External thread		Stepped axle with external thread		Inner thread		Flat axle end		Spanner flat		Spring axle	
Ø mm		Ø mm		Ø mm		Ø mm		Ø mm		Ø mm	
8	A8	20	B20	10	C10	8	D8	10	E10	8	F8
10	A10			12	C12	10	D10	12	E12	10	F10
12	A12			14	C14	12	D12	14	E14	12	F12
14	A14			20	C20	14	D14	20	E20		
20	A20										

Note: For a technical description of the axle variants, see page 218.

Powered plastic Conveyor rollers



Drive element:
Single chain wheel 1/2 „x 5/16“, 11 teeth optionally made of plastic or steel, optionally as a fixed drive with press fit or welded, or as an accumulation drive. Fixed drive with press fit should only be used for continuous conveyance.
Counter bearing:
Plastic bearing insert with double labyrinth seal and deep groove ball bearing
Load capacity:
40 kg/bearing

External cylinder Ø mm	
50x2,8	160
63x3,0	170

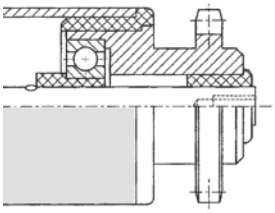

Drive element:
Double chain wheel 1/2 „x 5/16“, 14 teeth optionally made of plastic or steel, optionally as a fixed drive with press fit or welded, or as an accumulation drive. Fixed drive with press fit should only be used for continuous conveyance.
Counter bearing:
Plastic bearing insert with double labyrinth seal and deep groove ball bearing
Load capacity:
40 kg/bearing

External cylinder Ø mm	
50x2,8	180
63x3,0	190

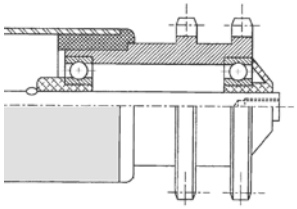

Axle variants:

External thread		Stepped axle with external thread		Inner thread		Flat axle end		Spanner flat		Spring axle	
Ø mm		Ø mm		Ø mm		Ø mm		Ø mm		Ø mm	
10	A10			12	C12						
12	A12			14	C14						
14	A14										

Note: For a technical description of the axle variants, see page 218.

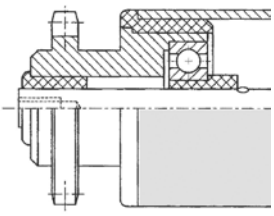

External cylinder Ø mm	
50x1,5	291
50x2,0	301
60x2,0	311
80x2,0	321

Drive element:
Single chain wheel 1/2 „x 5/16“, 11 teeth optionally made of plastic or steel, optionally as a fixed drive with press fit or welded, or as an accumulation drive. Fixed drive with press fit should only be used for continuous conveyance.
Counter bearing:
Plastic bearing insert with double labyrinth seal and deep groove ball bearing
Load capacity:
40 kg/bearing

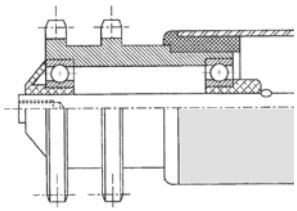

External cylinder Ø mm	
50x1,5	331
50x2,0	341
60x2,0	351
80x2,0	361

Drive element:
Double chain wheel 1/2 „x 5/16“, 14 teeth optionally made of plastic or steel, optionally as a fixed drive with press fit or welded, or as an accumulation drive. Fixed drive with press fit should only be used for continuous conveyance.
Counter bearing:
Plastic bearing insert with double labyrinth seal and deep groove ball bearing
Load capacity:
40 kg/bearing

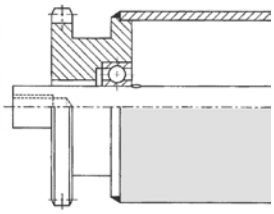

External cylinder Ø mm	
63,5x2,9	371
80x2,0	381
80x3,0	391
88,9x2,9	401

Drive element:
Single chain wheel 5/8 „x 3/8“, 13 or 15 steel teeth, permanently welded to the roller body.
Counter bearing:
heavy sheet steel floor with grooved ball bearings.
Load capacity:
120 kg/bearing

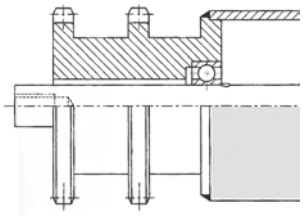

External cylinder Ø mm	
63,5x2,9	411
80x2,0	421
80x3,0	431
88,9x2,9	441

Drive element:
Double chain wheel 1/2 „x 5/16“, 14 teeth optionally made of plastic or steel, optionally as a fixed drive with press fit or welded, or as an accumulation drive. Fixed drive with press fit should only be used for continuous conveyance.Double chain wheel 5/8 „x 3/8“, 15 teeth made of steel, firmly welded to the roller body.
Counter bearing:
heavy sheet steel floor with grooved ball bearings.
Load capacity:
120 kg/bearing

Axle variants:

External thread		Stepped axle with external thread		Inner thread		Flat axle end		Spanner flat		Spring axle	
Ø mm		Ø mm		Ø mm		Ø mm		Ø mm		Ø mm	
10	A10			12	C12						
12	A12			14	C14						
14	A14			20	C20						
20	A20			25	C25						

Note: For a technical description of the axle variants, see page 218.

Powered zinc plated steel Conveyor rollers

Drive element:
Single chain wheel 1/2 „x 5/16“, 11 teeth optionally made of plastic or steel, optionally as a fixed drive with press fit or welded, or as an accumulation drive. Fixed drive with press fit should only be used for continuous conveyance.
Counter bearing:
Plastic bearing insert with double labyrinth seal and deep groove ball bearing
Load capacity:
40 kg/bearing

External cylinder Ø mm	
50x1,5	292
50x2,0	302
60x2,0	312
80x2,0	322

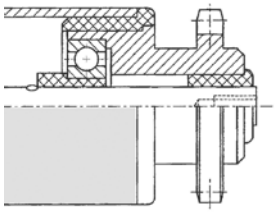

Drive element:
Double chain wheel 1/2 „x 5/16“, 14 teeth optionally made of plastic or steel, optionally as a fixed drive with press fit or welded, or as an accumulation drive. Fixed drive with press fit should only be used for continuous conveyance.
Counter bearing:
Plastic bearing insert with double labyrinth seal and deep groove ball bearing
Load capacity:
40 kg/bearing

External cylinder Ø mm	
50x1,5	332
50x2,0	342
60x2,0	352
80x2,0	362

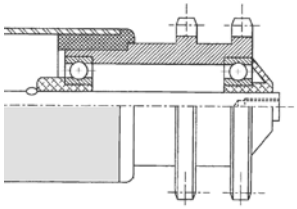

Drive element:
Single chain wheel 5/8 „x 3/8“, 13 or 15 steel teeth, permanently welded to the roller body.
Counter bearing:
heavy sheet steel floor with grooved ball bearings.
Load capacity:
120 kg/bearing

External cylinder Ø mm	
63,5x2,9	372
80x2,0	382
80x3,0	392
88,9x2,9	402

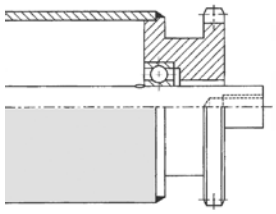

Drive element:
Double chain wheel 1/2 „x 5/16“, 14 teeth optionally made of plastic or steel, optionally as a fixed drive with press fit or welded, or as an accumulation drive. Fixed drive with press fit should only be used for continuous conveyance.Double chain wheel 5/8 „x 3/8“, 15 teeth made of steel, firmly welded to the roller body.
Counter bearing:
heavy sheet steel floor with grooved ball bearings.
Load capacity:
120 kg/bearing

External cylinder Ø mm	
63,5x2,9	412
80x2,0	422
80x3,0	432
88,9x2,9	442

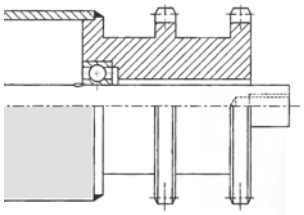

Axle variants:

External thread	
Ø mm	
10	A10
12	A12
14	A14
20	A20

Stepped axle with external thread	
Ø mm	

Inner thread	
Ø mm	
12	C12
14	C14
20	C20
25	C25

Flat axle end	
Ø mm	

Spanner flat	
Ø mm	

Spring axle	
Ø mm	

Note: For a technical description of the axle variants, see page 218.



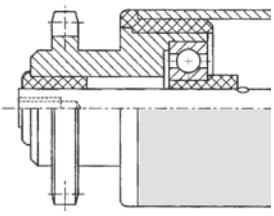

External cylinder Ø mm	
50x1,5	173

Conveyor roller bearings:
Single chain wheel 1/2 „x 5/16“, 11 teeth optionally made of plastic or steel, optionally as a fixed drive with press fit or welded, or as an accumulation drive. Fixed drive with press fit should only be used for continuous conveyance.
Counter bearing:
Plastic bearing insert with double labyrinth seal and deep groove ball bearing
Load capacity
40 kg/bearing

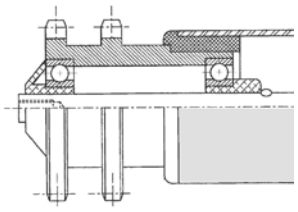

External cylinder Ø mm	
50x1,5	183

Conveyor roller bearings:
Double chain wheel 1/2 „x 5/16“, 14 teeth optionally made of plastic or steel, optionally as a fixed drive with press fit or welded, or as an accumulation drive. Fixed drive with press fit should only be used for continuous conveyance.
Counter bearing
Plastic bearing insert with double labyrinth seal and deep groove ball bearing
Load capacity
40 kg/bearing

Axle variants:

External thread		Stepped axle with external thread		Inner thread		Flat axle end		Spanner flat		Spring axle	
Ø mm		Ø mm		Ø mm		Ø mm		Ø mm		Ø mm	
10	A10			12	C12						
12	A12			14	C14						
14	A14										

Note: For a technical description of the axle variants, see page 218.

Powered stainless steel cylinder Conveyor rollers



Drive element:
Single chain wheel 1/2 „x 5/16", 11 teeth optionally made of plastic or steel, optionally as a fixed drive with press fit or welded, or as an accumulation drive. Fixed drive with press fit should only be used for continuous conveyance.
Counter bearing:
Plastic bearing insert with double labyrinth seal and deep groove ball bearing
Load capacity:
40 kg/bearing

External cylinder Ø mm	
50x1,5	234
50x2,0	244
60,3x1,65	254
80x2,0	264

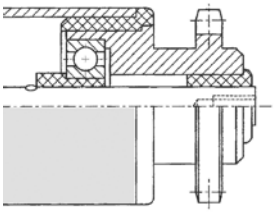

Drive element:
Double chain wheel 1/2 „x 5/16", 14 teeth optionally made of plastic or steel, optionally as a fixed drive with press fit or welded, or as an accumulation drive. Fixed drive with press fit should only be used for continuous conveyance.
Counter bearing:
Plastic bearing insert with double labyrinth seal and deep groove ball bearing
Load capacity:
40 kg/bearing

External cylinder Ø mm	
50x1,5	274
50x2,0	284
60,3x1,65	294
80x2,0	304

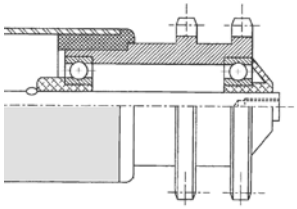

Drive element:
Single chain wheel 5/8 „x 3/8", 13 or 15 steel teeth, permanently welded to the roller body.
Counter bearing:
heavy sheet steel floor with grooved ball bearings.
Load capacity:
120 kg/bearing

External cylinder Ø mm	
80x2,0	314

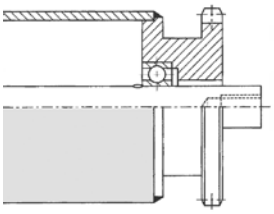

Drive element:
Double chain wheel 5/8 „x 3/8", 15 teeth made of steel, firmly welded to the roller body.
Counter bearing:
heavy sheet steel floor with grooved ball bearings.
Load capacity:
120 kg/bearing

External cylinder Ø mm	
80x2,0	324

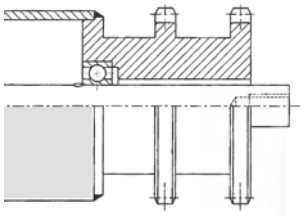

Axle variants:

External thread		Stepped axle with external thread		Inner thread		Flat axle end		Spanner flat		Spring axle	
Ø mm		Ø mm		Ø mm		Ø mm		Ø mm		Ø mm	
10	A10			12	C12						
12	A12			14	C14						
14	A14			20	C20						
20	A20			25	C25						

Note: For a technical description of the axle variants, see page 218.

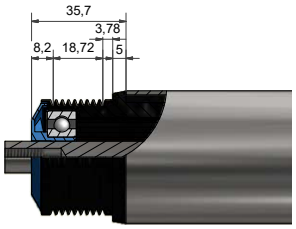

External cylinder Ø mm	
50x1,5	PV100
60x2,0	PV110
80x2,0	PV120

Tube material
Bright steel
Drive element:
Press-fitted PolyV plastic head
Counter bearing:
Grooved ball bearing
Load capacity:
up to 50 kg

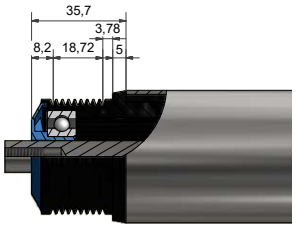

External cylinder Ø mm	
50x1,5	PV101
60x2,0	PV111
80x2,0	PV121

Tube material
Galvanised steel
Drive element:
Press-fitted PolyV plastic head
Counter bearing:
Grooved ball bearing
Load capacity:
up to 50 kg

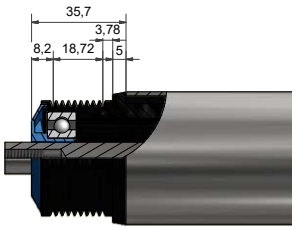

External cylinder Ø mm	
50x1,5	PV102
60x2,0	PV112
80x2,0	PV122

Tube material
Stainless steel
Drive element:
Press-fitted PolyV plastic head
Counter bearing:
Grooved ball bearing
Load capacity:
up to 50 kg

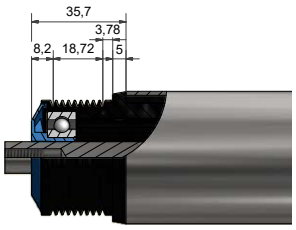

External cylinder Ø mm	
50x1,5	PV103
60x2,0	PV113
80x2,0	PV123

Tube material
aluminium
Drive element:
Press-fitted PolyV plastic head
Counter bearing:
Grooved ball bearing
Load capacity:
up to 50 kg

Axle variants:

External thread		Stepped axle with external thread		Inner thread		Flat axle end		Spanner flat		Spring axle	
Ø mm		Ø mm		Ø mm		Ø mm		Ø mm		Ø mm	
12	A12	12	B12	11	C11 C12	11 12	D11 D12	11 12	E11 E12	11 12	F11 F12

Note: For a technical description of the axle variants, see page 218.

Driven PolyV Conveyor Rollers

NEW

Tube material
Bright steel
Drive element:
Welded-in PolyV steel head
Counter bearing:
Grooved ball bearing
Load capacity:
up to 50 kg

External cylinder Ø mm	
50x1,5	PV200
60x2,0	PV210

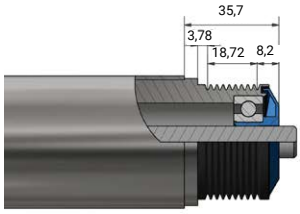

Tube material
Galvanised steel
Drive element:
Welded-in PolyV steel head
Counter bearing:
Grooved ball bearing
Load capacity:
up to 50 kg

External cylinder Ø mm	
50x1,5	PV201
60x2,0	PV211

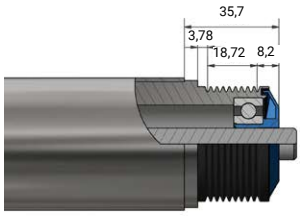

Axle variants:

External thread		Stepped axle with external thread		Inner thread		Flat axle end		Spanner flat		Spring axle	
Ø mm		Ø mm		Ø mm		Ø mm		Ø mm		Ø mm	
12	A12	12	B12	11	C11 C12	11 12	D11 D12	11 12	E11 E12	11 12	F11 F12

Note: For a technical description of the axle variants, see page 218.

Structure of the Conical Conveyor Rollers

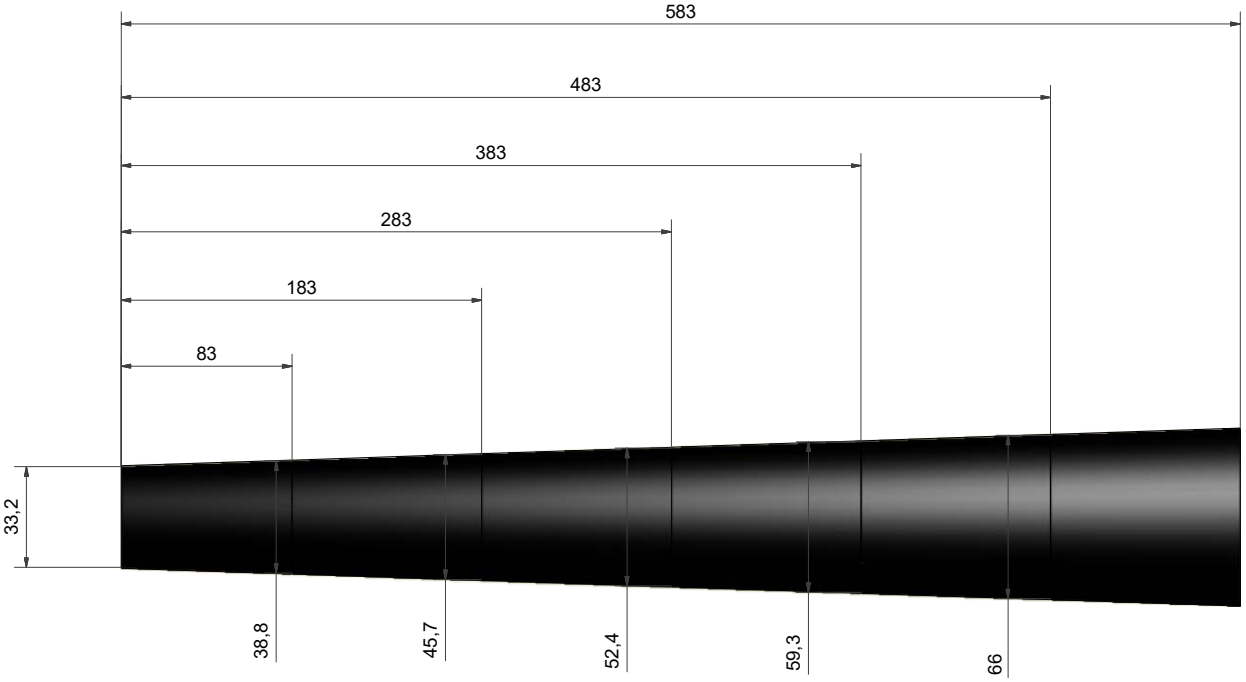

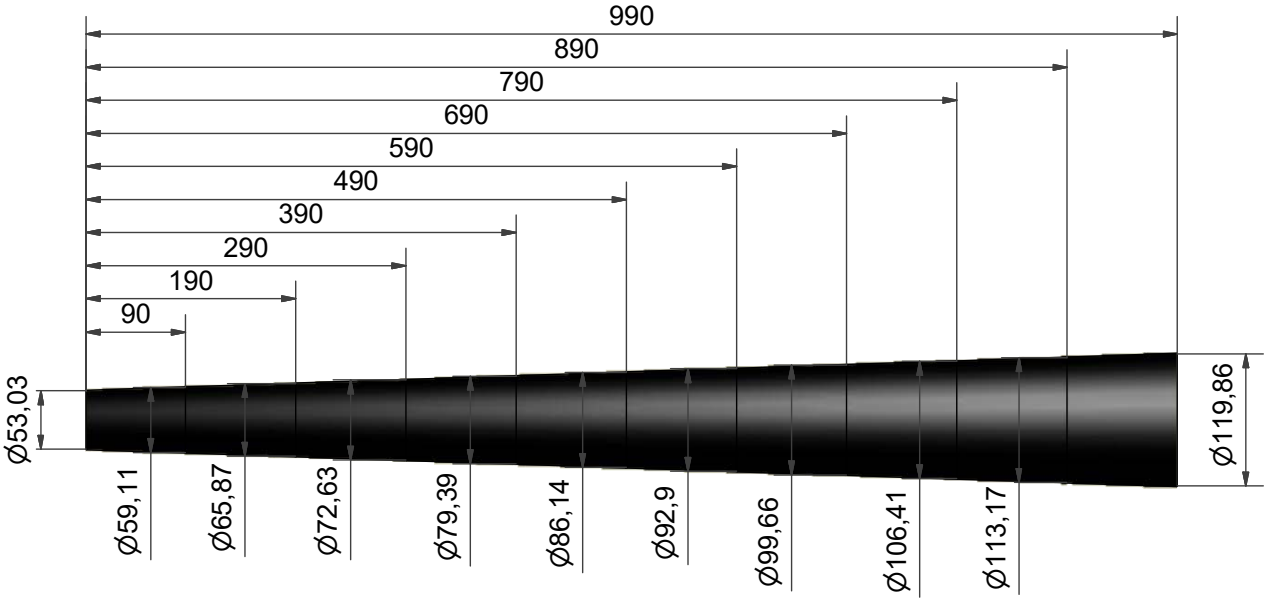

External cylinder Ø mm	
30x1,5	K100
50x1,5	K110

Tube material
Bright steel
Conveyor roller bearings:
Ball row/cone bearing
Load capacity:
up to 150 kg

External cylinder Ø mm	
30x1,5	K101
50x1,5	K111

Tube material
Galvanised steel
Conveyor roller bearings:
Ball row/cone bearing
Load capacity:
up to 150 kg

Axle variants:

External thread		Stepped axle with external thread		Inner thread		Flat axle end		Spanner flat		Spring axle	
Ø mm		Ø mm		Ø mm		Ø mm		Ø mm		Ø mm	
8	A8	8	B8	8	C8	8	D8	10	E10	8	F8
10	A10	10	B10	10	C10	10	D10	12	E12	10	F10
12	A12	12	B12	11	C11	11	D11	14	E14	11	F11
14	A14	14	B14	12	C12	12	D12	15	E15	12	F12
15	A15	15	B15	14	C14	14	D14			14	F14
				15	C15	15	D15				

Note: For a technical description of the axle variants, see page 218.

Conveyor Roller Polypropylene

NEW

Tube material
Bright steel
Conveyor roller bearings:
Plastic beaded head, Grooved ball bearing
Counter bearing:
Grooved ball bearing
Load capacity:
up to 50 kg

External cylinder Ø mm	
50x1,5	K120

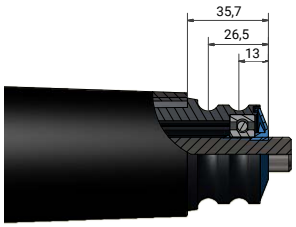

Tube material
Galvanised steel
Conveyor roller bearings:
Plastic beaded head, Grooved ball bearing
Counter bearing:
Grooved ball bearing
Load capacity:
up to 50 kg

External cylinder Ø mm	
50x1,5	K121

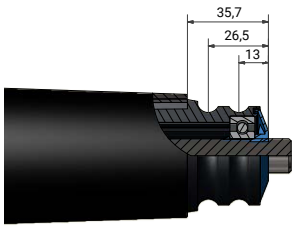

Axle variants:

External thread		Stepped axle with external thread		Inner thread		Flat axle end		Spanner flat		Spring axle	
Ø mm		Ø mm		Ø mm		Ø mm		Ø mm		Ø mm	
8	A8	8	B8	8	C8	8	D8	10	E10	8	F8
10	A10	10	B10	10	C10	10	D10	12	E12	10	F10
12	A12	12	B12	11	C11	11	D11	14	E14	11	F11
14	A14	14	B14	12	C12	12	D12	15	E15	12	F12
15	A15	15	B15	14	C14	14	D14			14	F14
				15	C15	15	D15				

Note: For a technical description of the axle variants, see page 218.

Conical PolyV Conveyor Rollers Polypropylene

External cylinder Ø mm	
50x1,5	K130

Tube material
Bright steel
Conveyor roller bearings:
Press-fitted PolyV plastic head, Grooved ball bearing
Counter bearing:
Grooved ball bearing
Load capacity:
up to 50 kg

External cylinder Ø mm	
50x1,5	K131

Tube material
Galvanised steel
Conveyor roller bearings:
Press-fitted PolyV plastic head, Grooved ball bearing
Counter bearing:
Grooved ball bearing
Load capacity:
up to 50 kg

Axle variants:

External thread		Stepped axle with external thread		Inner thread		Flat axle end		Spanner flat		Spring axle	
Ø mm		Ø mm		Ø mm		Ø mm		Ø mm		Ø mm	
12	A12	12	B12	11 12	C11 C12	11 12	D11 D12	12	E12	11 12	F11 F12

Note: For a technical description of the axle variants, see page 218.

Driven Conveyor Rollers Polypropylene

NEW

Tube material
Bright steel
Conveyor roller bearings:
Double sprocket steel 1/2" pressed,
Counter bearing:
Grooved ball bearing
Load capacity:
up to 150 kg

External cylinder Ø mm	
50x1,5	K140

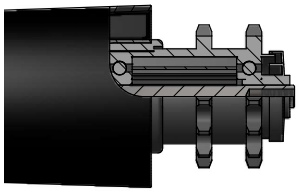

Tube material
Galvanised steel
Conveyor roller bearings:
Double sprocket steel 1/2" pressed,
Counter bearing:
Grooved ball bearing
Load capacity:
up to 150 kg

External cylinder Ø mm	
50x1,5	K141

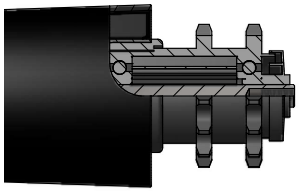

Axle variants:

External thread	
Ø mm	
8	A8
10	A10
12	A12
14	A14
15	A15

Stepped axle with external thread	
Ø mm	
8	B8
10	B10
12	B12
14	B14
15	B15

Inner thread	
Ø mm	
8	C8
10	C10
11	C11
12	C12
14	C14
15	C15

Flat axle end	
Ø mm	
8	D8
10	D10
11	D11
12	D12
14	D14
15	D15

Spanner flat	
Ø mm	
10	E10
12	E12
14	E14
15	E15

Spring axle	
Ø mm	
8	F8
10	F10
11	F11
12	F12
14	F14

Note: For a technical description of the axle variants, see page 218.

Brake Conveyor Rollers Ø 50 mm



Inside the brake rollers is a 3-stage planetary gearbox. With each rotation, this presses the centrifugal brake shoes onto the roller body with a braking force proportional to the applied braking torque. In this way, the brake rollers keep the pallets and goods to be transported at a constant speed.

Clamping length mm	
74 - 1272 mm	BTX50

Tube material
Bright steel
Load weight:
5-50 kg

Clamping length mm	
74 - 1272 mm	BTX51

Tube material
Galvanised steel
Load weight:
5-50 kg

Clamping length mm	
74 - 1272 mm	BTX52

Tube material
Stainless steel
Load weight:
5-50 kg

Brake Conveyor Rollers Ø 80 mm

NEW



Clamping length mm	
124	BT124
133	BT133

Tube material
Galvanised steel
Surface:
smooth
Bracket:
Flat
Permissible pallet weights:
80 to 1400 kg

Can be combined with Conveyor rollers with Ø 50 mm and Ø 60 mm

Clamping length mm	
182-1500	BTX

Tube material
Galvanised steel
Surface:
smooth
Bracket:
Rigid
Permissible pallet weights:
80 to 1400 kg

Can be combined with Conveyor rollers with Ø 50 mm and Ø 60 mm

Clamping length mm	
124	BT124.R
133	BT133.R

Tube material
Galvanised steel
Surface:
knurled
Bracket:
Flat
Permissible pallet weights:
80 to 1400 kg

Can be combined with Conveyor rollers with Ø 50 mm and Ø 60 mm

Clamping length mm	
182-1500	BTX.R

Tube material
Galvanised steel
Surface:
knurled
Bracket:
Rigid
Permissible pallet weights:
80 to 1400 kg

Can be combined with Conveyor rollers with Ø 50 mm and Ø 60 mm

Clamping length mm	
124	BT124.G
133	BT133.G

Tube material
Galvanised steel
Surface:
rubber-coated
Bracket:
Flat
Permissible pallet weights:
80 to 1400 kg

Can be combined with Conveyor rollers with Ø 50 mm and Ø 60 mm

Clamping length mm	
182-1500	BTX.G

Tube material
Galvanised steel
Surface:
rubber-coated
Bracket:
Rigid
Permissible pallet weights:
80 to 1400 kg

Can be combined with Conveyor rollers with Ø 50 mm and Ø 60 mm

Permissible pallet weights kg	
500	BR1.L
800	BR2.L
1200	BR3.L

Bracket:
Long
Spring suspension:
F30, F40, F50, F65
Hook bolt:
H67, H90

Can be combined with Conveyor Rollers with Ø 50 mm, Ø 60 mm and Ø 80 mm

Permissible pallet weights kg	
500	BR1.K
800	BR2.K
1200	BR3.K

Bracket:
Short
Spring suspension:
F30, F40, F50, F65
Hook bolt:
H67, H90

Can be combined with Conveyor Rollers with Ø 50 mm, Ø 60 mm and Ø 80 mm

Brake roller with short holder

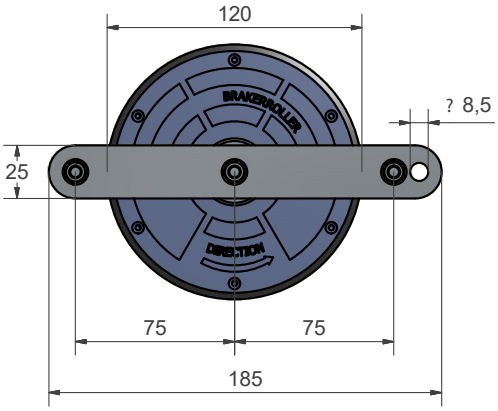

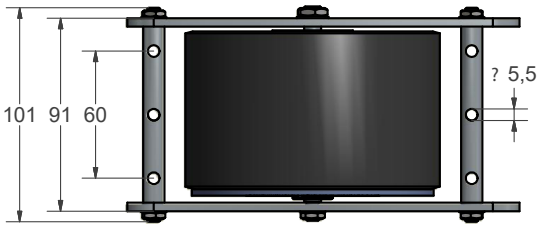

Brake roller with long holder

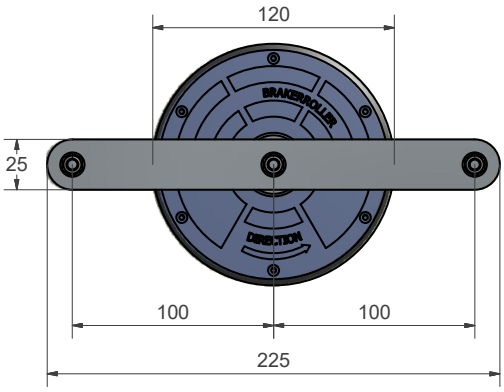



NEW

Determining the brake roller suspension

Ø Conveyor rollers mm	Separation distance mm	Grid	Bracket L = Long, K = Short	Hook bolt mm	Spring suspension mm
60	78	26	L	73	40
60	100	50	K	90	65
60	104	52	K	90	65
60	120	48	L	90	50
60	125	50	L	90	50
60	130	52	L	90	40
60	144	48	L	67	40
60	150	50	L	67	30
63	130	52	L	90	50
63	156	52	L	67	30
80	125	50	L	90	65
80	130	52	L	90	65
80	150	50	L	90	50
80	156	52	L	90	50
50	75	37,5	K	90	65
50	100	50	K	90	50
50	104	52	K	90	50
50	125	50	L	67	40
50	130	52	L	67	40
50	175	25	L	67	30

Spring suspension

A = 30, 40, 50 65

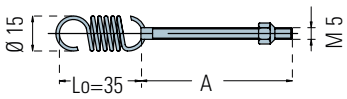

Hook bolt

H = 67 oder 90 mm

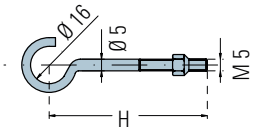

Installation sketch Brake Roller

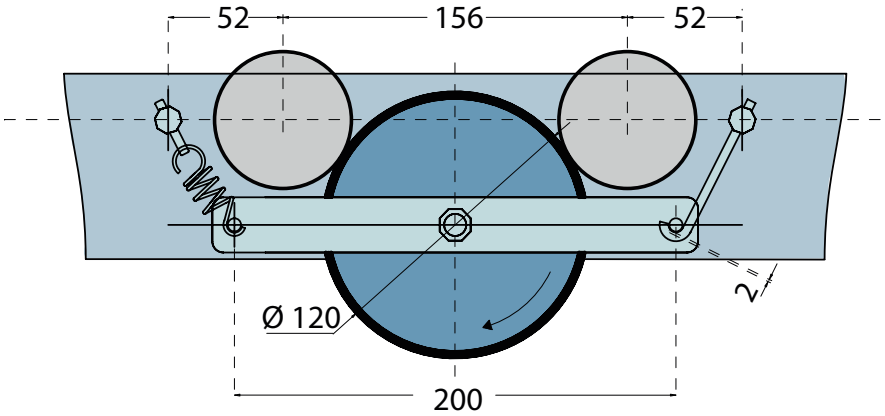

CONVEYOR SYSTEMS FOR THE INTERNAL FLOW OF MATERIALS

Light roller conveyors with plastic rollers Ø 50 mm

- For transporting goods up to approx. 25 kg each.
- The good's base must be even and stable, or can feature lengthwise bars in the direction of transport.
- The roller conveyor must always be wider than the selected goods.
- The smallest goods must rest on at least 3 roller axles at one time. (axle distance x 3 = minimum length)
- A number of tracks may be combined to form longer lengths (special lengths possible).
- The supports intervals should not be more than 2 m. If a number of elements are combined supports must be positioned beneath the connecting parts.
- For operation in dry interior areas.
- The load capacity depends on the track width, roller distances and support intervals.
- You can plan the conveyors according to your requirements. Light roller conveyors can be delivered according to your individual local specifications.

Frame:
U-profile 20/70/20 x 2 mm steel, galvanised, screwed with cross bars
Conveyor rollers:
Plastic tube, blue Ø 50 x 2.8 mm, with ball bearings, screwed axles Ø 8 mm
Curves:
Inner radius 800 mm
Conveyor rollers continuous or divided into several lateral sections depending on the track width
Width 200 - 300 mm continuous
Width 400 mm divided into 2
Width 500 - 600 mm divided into 3
Width 800 mm divided into 4

Lane width mm	Total width mm	Axle separation mm	Lane length 1m	Lane length 2 m	Lane length 3 m	Curve 90 °	Curve 45 °
200	240	62,5	LRBK.001	LRBK.037	LRBK.073	LRBK.K001	LRBK.K037
200	240	75 *	LRBK.002	LRBK.038	LRBK.074	LRBK.K002	LRBK.K038
200	240	100	LRBK.003	LRBK.039	LRBK.075	LRBK.K003	LRBK.K039
200	240	125	LRBK.004	LRBK.040	LRBK.076	LRBK.K004	LRBK.K040
200	240	150	LRBK.005	LRBK.041	LRBK.077		
200	240	200	LRBK.006	LRBK.042	LRBK.078		
300	340	62,5	LRBK.007	LRBK.043	LRBK.079	LRBK.K007	LRBK.K043
300	340	75 *	LRBK.008	LRBK.044	LRBK.080	LRBK.K008	LRBK.K044
300	340	100	LRBK.009	LRBK.045	LRBK.081	LRBK.K009	LRBK.K045
300	340	125	LRBK.010	LRBK.046	LRBK.082	LRBK.K010	LRBK.K046
300	340	150	LRBK.011	LRBK.047	LRBK.083		
300	340	200	LRBK.012	LRBK.048	LRBK.084		
400	440	62,5	LRBK.013	LRBK.049	LRBK.085	LRBK.K013	LRBK.K049
400	440	75 *	LRBK.014	LRBK.050	LRBK.086	LRBK.K014	LRBK.K050
400	440	100	LRBK.015	LRBK.051	LRBK.087	LRBK.K015	LRBK.K051
400	440	125	LRBK.016	LRBK.052	LRBK.088	LRBK.K016	LRBK.K052
400	440	150	LRBK.017	LRBK.053	LRBK.089		
400	440	200	LRBK.018	LRBK.054	LRBK.090		
500	540	62,5	LRBK.019	LRBK.055	LRBK.091	LRBK.K019	LRBK.K055
500	540	75 *	LRBK.020	LRBK.056	LRBK.092	LRBK.K020	LRBK.K056
500	540	100	LRBK.021	LRBK.057	LRBK.093	LRBK.K021	LRBK.K057
500	540	125	LRBK.022	LRBK.058	LRBK.094	LRBK.K022	LRBK.K058
500	540	150	LRBK.023	LRBK.059	LRBK.095		
500	540	200	LRBK.024	LRBK.060	LRBK.096		
600	640	62,5	LRBK.025	LRBK.061	LRBK.097		
600	640	75 *	LRBK.026	LRBK.062	LRBK.098	LRBK.K026	LRBK.K062
600	640	100	LRBK.027	LRBK.063	LRBK.099	LRBK.K027	LRBK.K063
600	640	125	LRBK.028	LRBK.064	LRBK.100	LRBK.K028	LRBK.K064
600	640	150	LRBK.029	LRBK.065	LRBK.101		
600	640	200	LRBK.030	LRBK.066	LRBK.102		
800	840	62,5	LRBK.031	LRBK.067	LRBK.103		
800	840	75 *	LRBK.032	LRBK.068	LRBK.104	LRBK.K032	LRBK.K068
800	840	100	LRBK.033	LRBK.069	LRBK.105	LRBK.K033	LRBK.K069
800	840	125	LRBK.034	LRBK.070	LRBK.106	LRBK.K034	LRBK.K070
800	840	150	LRBK.035	LRBK.071	LRBK.107		
800	840	200	LRBK.036	LRBK.072	LRBK.108		

* Remark: If axle distance is 75 mm we deliver: instead of 1000 mm - 975 mm; instead of 2000 mm - 1950 mm. Supports and accessories please see on page 191.

Medium-heavy roller conveyors

- Medium-heavy roller conveyors are the ideal addition to areas where light conveyors would be too weak and heavy duty conveyors oversized.
- The conveyors´ support strength is, according to its type (division, width, support intervals) up to 150 Kg/m
- The roller conveyor must always be wider than the selected goods.
- The smallest goods must rest on at least 3 roller axles at one time. (axle distance x 3 = minimum length)
- A number of tracks may be combined to form longer lengths (special lengths possible).
- The supports intervals should not be more than 2 m. If a number of elements are combined supports must be positioned beneath the connecting parts.
- The conveyors are combined by means of the supports.
- For operation in dry interior areas.
-

You can plan the conveyors according to your requirements. Medium heavy roller conveyors can be delivered according to your individual local specifications.

Frame:
U-profile 40/80/40 x 3 mm steel, galvanised, screwed with crossbars
Conveyor rollers:
Steel tube, galvanised Ø 50 x 1.5 mm, ball bearing mounted, spring axles Ø 10 mm
Curves:
Inner radius 1000 mm
Conveyor rollers continuous or divided into several lateral sections depending on the track width
Continuous width of 300 mm
Width 400 - 800 mm divided into 2
Width 900 - 1000 mm divided into 3

Lane width mm	Total width mm	Axle separation mm	Lane length 1m	Lane length 2 m	Lane length 3 m	Curve 90 °	Curve 45 °
300	380	75*	MR.001	MR.033	MR.065	MR.K001	MR.K033
300	380	100	MR.002	MR.034	MR.066	MR.K002	MR.K034
300	380	125	MR.003	MR.035	MR.067	MR.K003	MR.K035
300	380	150	MR.004	MR.036	MR.068		
400	480	75*	MR.005	MR.037	MR.069	MR.K005	MR.K037
400	480	100	MR.006	MR.038	MR.070	MR.K006	MR.K038
400	480	125	MR.007	MR.039	MR.071	MR.K007	MR.K039
400	480	150	MR.008	MR.040	MR.072		
500	580	75*	MR.009	MR.041	MR.073	MR.K009	MR.K041
500	580	100	MR.010	MR.042	MR.074	MR.K010	MR.K042
500	580	125	MR.011	MR.043	MR.075	MR.K011	MR.K043
500	580	150	MR.012	MR.044	MR.076		
600	680	75*	MR.013	MR.045	MR.077	MR.K013	MR.K045
600	680	100	MR.014	MR.046	MR.078	MR.K014	MR.K046
600	680	125	MR.015	MR.047	MR.079	MR.K015	MR.K047
600	680	150	MR.016	MR.048	MR.080		
700	780	75*	MR.017	MR.049	MR.081	MR.K017	MR.K049
700	780	100	MR.018	MR.050	MR.082	MR.K018	MR.K050
700	780	125	MR.019	MR.051	MR.083	MR.K019	MR.K051
700	780	150	MR.020	MR.052	MR.084		
800	880	75*	MR.021	MR.053	MR.085	MR.K021	MR.K053
800	880	100	MR.022	MR.054	MR.086	MR.K022	MR.K054
800	880	125	MR.023	MR.055	MR.087	MR.K023	MR.K055
800	880	150	MR.024	MR.056	MR.088		
900	980	75*	MR.025	MR.057	MR.089	MR.K025	MR.K057
900	980	100	MR.026	MR.058	MR.090	MR.K026	MR.K058
900	980	125	MR.027	MR.059	MR.091	MR.K027	MR.K059
900	980	150	MR.028	MR.060	MR.092		
1000	1080	75*	MR.029	MR.061	MR.093	MR.K029	MR.K061
1000	1080	100	MR.030	MR.062	MR.094	MR.K030	MR.K062
1000	1080	125	MR.031	MR.063	MR.095	MR.K031	MR.K063
1000	1080	150	MR.032	MR.064	MR.096		

* Remark: If axle distance is 75 mm we deliver: instead of 1000 mm - 975 mm; instead of 2000 mm - 1950 mm. Supports and accessories please see on page 191.

Ball transfer table

- Ball transfer tables are for direction changes in a conveyor section, or for turning and general moving of packages, eg. at workplaces.
- Transported goods are only supported by the roller balls and need to have flat, hard, stable and clean bases.
- The smallest article must lie on at least 3 of the roller ball lines. (ball distances x 3 = minimum length and width)
- Individual roller balls Ø 15 mm have a load capacity of 50kg. The ball tables offered here have a package load capacity of up to 40 kg.
- Tables with ball sizes-Ø 22 mm can carry heavier loads. Please supply us with the intended weights.
- Ball transfer tables are generally used in combination with light (mini-)roller conveyors. Design and load capacity are adapted to these track types.
-
- Ball transfer tables are manufactured to customer specifications and can also be supplied in alternative lengths, widths and ball distances/ intervals.
  Please supply us with your required measurements and load capacities.

Ball transfer table - frame U-profile U20/70/20

Frame:
with ball Ø 15mm: U-profile 20/70/20 x 2 mm steel, galvanised
Table top:
4 mm thick sheet steel table top framed and reinforced with flat steel struts
Painting:
RAL 5015 blue
Ball transfer table
Ball Ø 15 mm, load capacity 50 kg *, galvanised housing, bright steel balls

Lane width	Total width	Distance between balls	Ø Ball	Table length 0,5 m	Table length
mm	mm	mm	mm		
300	340	50	15	KT15.001	KT15.021
300	340	75	15	KT15.002	KT15.022
300	340	100	15	KT15.003	KT15.023
400	440	50	15	KT15.005	KT15.025
400	440	75	15	KT15.006	KT15.026
400	440	100	15	KT15.007	KT15.027
400	440	125	15	KT15.008	KT15.028
500	540	50	15	KT15.009	KT15.029
500	540	75	15	KT15.010	KT15.030
500	540	100	15	KT15.011	KT15.031
500	540	125	15	KT15.012	KT15.032
600	640	50	15	KT15.013	KT15.033
600	640	75	15	KT15.014	KT15.034
600	640	100	15	KT15.015	KT15.035
600	640	125	15	KT15.016	KT15.036
800	840	50	15	KT15.017	KT15.037
800	840	75	15	KT15.018	KT15.038
800	840	100	15	KT15.019	KT15.039
800	840	125	15	KT15.020	KT15.040

Ball transfer table - frame U-profile U40/80/40

Frame:
with ball Ø 22mm: U-profile 40/80/40 x 3 mm steel, galvanised
Table top:
4 mm thick sheet steel table top framed and reinforced with flat steel struts
Painting:
RAL 5015 blue
Ball transfer table
Ball Ø 22 mm, load capacity 130 kg *, galvanised housing, bright steel balls

Lane width	Total width	Distance between balls	Ø Ball	Table length	Table length
mm	mm	mm	mm		
300	380	50	22	KT22.001	KT22.021
300	380	75	22	KT22.002	KT22.022
300	380	100	22	KT22.003	KT22.023
400	480	50	22	KT22.005	KT22.025
400	480	75	22	KT22.006	KT22.026
400	480	100	22	KT22.007	KT22.027
400	480	125	22	KT22.008	KT22.028
500	580	50	22	KT22.009	KT22.029
500	580	75	22	KT22.010	KT22.030
500	580	100	22	KT22.011	KT22.031
500	580	125	22	KT22.012	KT22.032
600	680	50	22	KT22.013	KT22.033
600	680	75	22	KT22.014	KT22.034
600	680	100	22	KT22.015	KT22.035
600	680	125	22	KT22.016	KT22.036
800	880	50	22	KT22.017	KT22.037
800	880	75	22	KT22.018	KT22.038
800	880	100	22	KT22.019	KT22.039
800	880	125	22	KT22.020	KT22.040

Note: The details of the load capacities refer to the loose ball transfer units. Please specify the required load capacity for the complete table in your request.

Lateral guides

Galvanised C-form 28 mm wide on stop bars, up to 100 mm height-adjustable

one-sided (with curves outside)

1 m	1,5 m	2 m	3 m	for curves 90°	for curves 45°
ZKS.101	ZKS.102	ZKS.103	ZKS.104	ZKS.002	ZKS.003

on both sides

1 m	1,5 m	2 m	3 m	for curves 90°	for curves 45°
ZKS.105	ZKS.106	ZKS.107	ZKS.108	ZKS.005	ZKS.006

Lateral guides

Galvanised U-form, 20/70/20 x 2 mm, guide height: 60 mm with support roller-Ø 50 mm

one-sided (with curves outside)

1 m	1,5 m	2 m	3 m	for curves 90°	for curves 45°
ZKS.109	ZKS.110	ZKS.111	ZKS.112	ZKS.008	ZKS.009

on both sides

1 m	1,5 m	2 m	3 m	for curves 90°	for curves 45°
ZKS.113	ZKS.114	ZKS.115	ZKS.116	ZKS.011	ZKS.012

Profile cover

Plastic profile, black Must be assembled on site and adjusted to length if necessary

one-sided (with curves outside)

1 m	1,5 m	2 m	3 m
ZA.101	ZA.102	ZA.103	ZA.104

on both sides

1 m	1,5 m	2 m	3 m
ZA.201	ZA.202	ZA.203	ZA.204

End stop

Galvanised steel sheet screwed at track end

Lane width 200 mm	Lane width 300 mm	Lane width 400 mm	Lane width 500 mm	Lane width 600 mm	Lane width 800 mm
ZE.001	ZE.002	ZE.003	ZE.004	ZE.005	ZE.006

Accessories for medium-duty roller conveyors

Supports (Accessories for small and light roller conveyors)

for local fixed assembly · square pipe construction, telescopically extractable insert feet · inclinable swivel joint for setting the track angle · Laquering RAL 5015 blue

Overall height mm	Lane width 200 mm	Lane width 300 mm	Lane width 400 mm	Lane width 500 mm	Lane width 600 mm	Lane width 800 mm
275-340	ZKST.101	ZKST.107	ZKST.113	ZKST.119	ZKST.125	ZKST.131
330-395	ZKST.102	ZKST.108	ZKST.114	ZKST.120	ZKST.126	ZKST.132
390-570	ZKST.103	ZKST.109	ZKST.115	ZKST.121	ZKST.127	ZKST.133
550-850	ZKST.104	ZKST.110	ZKST.116	ZKST.122	ZKST.128	ZKST.134
680-1100	ZKST.105	ZKST.111	ZKST.117	ZKST.123	ZKST.129	ZKST.135
870-1350	ZKST.106	ZKST.112	ZKST.118	ZKST.124	ZKST.130	ZKST.136

Lateral guides

Galvanised U-form, 40/80/40 x 3 mm guide height: 75 mm with support rollers-Ø 50 mm

one-sided (with curves outside)

1 m	2 m	3 m	for curves 90°	for curves 45°
ZMRS.101	ZMRS.102	ZMRS.103	ZMRS.002	ZMRS.003

on both sides

1 m	2 m	3 m	for curves 90°	for curves 45°
ZMRS.104	ZMRS.105	ZMRS.106	ZMRS.005	ZMRS.006

End stop

Galvanised steel sheet screwed at track end

Lane width 300 mm	Lane width 400 mm	Lane width 500 mm	Lane width 600 mm	Lane width 700 mm	Lane width 800 mm	Lane width 900 mm	Lane width 1000 mm
ZMRE.001	ZMRE.002	ZMRE.003	ZMRE.004	ZMRE.005	ZMRE.006	ZMRE.007	ZMRE.008

Supports

for local fixed assembly · Square pipe (40 x 40 x 2 mm), telescopically extractable insert feet · inclinable swivel joint for setting the track angle · Lacquering RAL 5015 blue

Overall height mm	Lane width 300 mm	Lane width 400 mm	Lane width 500 mm	Lane width 600 mm	Lane width 700 mm	Lane width 800 mm	Lane width 900 mm	Lane width 1000 mm
275 - 340	ZMRST.101	ZMRST.107	ZMRST.113	ZMRST.119	ZMRST.125	ZMRST.131	ZMRST.137	ZMRST.143
330 - 395	ZMRST.102	ZMRST.108	ZMRST.114	ZMRST.120	ZMRST.126	ZMRST.132	ZMRST.138	ZMRST.144
390 - 570	ZMRST.103	ZMRST.109	ZMRST.115	ZMRST.121	ZMRST.127	ZMRST.133	ZMRST.139	ZMRST.145
550 - 850	ZMRST.104	ZMRST.110	ZMRST.116	ZMRST.122	ZMRST.128	ZMRST.134	ZMRST.140	ZMRST.146
680 - 1100	ZMRST.105	ZMRST.111	ZMRST.117	ZMRST.123	ZMRST.129	ZMRST.135	ZMRST.141	ZMRST.147
870 - 1350	ZMRST.106	ZMRST.112	ZMRST.118	ZMRST.124	ZMRST.130	ZMRST.136	ZMRST.142	ZMRST.148



INDUSTRY
TRADING
LOGISTICS
CARPENTRY
EXHIBITION CONSTRUCTION
SHOPFITTING
GLASSER
WINDOW AND DOOR CONSTRUCTION
INTRALOGISTICS
DELIVERY LOGISTICS
REMOVAL
TRADING
RENOVATION
STORAGE

Transport aids are important aids for any transport. Where bulky and heavy objects are to be transported, these practical aids are used. With their handy and functional features, they make transport uncomplicated and save energy.
Covers and mats are used to protect sensitive goods and surfaces. What all transport aids have in common is that they are easy to take with you and ready for immediate use.

OUR
PACKAGING BLANKETS / TRADE MATS
TRANSPORT CASTORS AND LIFTERS
ALL-PURPOSE CASTORS
TRANSPORT AIDS
CLAMP PANEL ROLLERS
LIST OF ARTICLE NUMBERS

TRANSPORT AIDS

PACKING BLANKETS MAKE ANY TRANSPORT SAFE

Packing blankets, removals or furniture blankets offer ideal protection and intermediate padding for any transport or removal, especially for professional moving companies. The protective covers are ideal for fragile goods such as mirrors or paintings, furniture with sensitive surfaces or instruments such as pianos. They are also suitable for storage, transport by car and storage in a basement or attic. The reusable blankets are environmentally friendly because they are made from recycled material.

Packing blanket

Size mm	gr/qm	PU/pc.	
1500 x 2000	330	25	BERLIN
1500 x 2500	350	20	KIEL.SO

Craftsman´s Mat

non-slip sheeting, approx. 40 µm, with protective membrane

Size m	gr/qm	PU/pc.	
10x1	180	12	HWM.180-10
25x1	180	4	HWM.180-25
50x1	180	2	HWM.180-50
10x1	220	12	HANDW.MATTE.10
25x1	220	4	HANDWERKERMATTE
50x1	220	2	HANDW.MATTE.50
25x1	280	4	HWM.280-25
50x1	280	2	HWM.280-50

Craftsman's mats / Transport roller and lifter

150 kg

Craftsman's mat
White Top side PE film, bottom side polyester fleece with water soluble adhesive.

Size		PU/pc.	
m	gr/qm		
25 x 1	160	4	HWM.W.160-25

Fleece cover for protection during all manual work. The tear-resistant, soft textile fleece is fitted with an anti-slip film on the underside and not only cushions but also protects against dust, solids and liquids such as paint or wallpaper paste. The mats offer excellent protection for floors, stairs, window sills, railings and much more

Lifter
made of steel, powder-coated, with 4 plastic castors, hard

kg	
150	Lifter

Transport roller
made of plastic, with 8 plastic castors, hard, locating face turnable, 4 pcs. in set

	Plate size			
mm	mm	kg	mm	
26	103x78	150/Set	31	Transportroller

Lift transport goods with the lifter lever and position the roller

Transport roller / All-purpose dollies

Transport dolly blue

Thermoplastic wheel

For boxes 60x40 cm with grey thermoplastic castors

mm	Plate size mm	kg	mm	PU/pc.	
100	612x417	250	170	2/4	T.-ROLLER.1B

Transport dolly grey

Thermoplastic wheel

For boxes 60x40 cm with grey thermoplastic castors

mm	Plate size mm	kg	mm	PU/pc.	
100	612x417	250	170	2/4	T.-ROLLER.1G

Transport dolly red

Thermoplastic wheel

For boxes 60x40 cm with grey thermoplastic castors

mm	Plate size mm	kg	mm	PU/pc.	
100	612x417	250	170	2/4	T.-ROLLER.1R

All-purpose dolly, linkable

Thermoplastic wheel

mm	Plate size mm	kg	mm	PU/pc.	
75	600x400	150	123	2	A.-ROLLER.950

The modular all-purpose trolley
For larger objects that need support or for transport goods that require a larger contact surface. The A.-Roller.950 has anti-slip points on its surface, can be linked and is also prepared for stacking!

All-purpose dollies

150 – 350 kg

All-purpose dollies
Plastic wheel High quality wood surface, recessed grips

mm	Plate size mm	kg	mm	PU/pc.	
75	350x600	150	112	8	A.-ROLLER.350

All-purpose dollie
Thermoplastic wheel MDF, coated with grey thermoplastic castors

mm	Plate size mm	kg	mm	PU/pc.	
75	290x580	200	113	8	A.-ROLLER.085

All-purpose dollies
Plastic wheel made of 7 - 9 layered plywood with dimpled non-slip grey coating

mm	Plate size mm	kg	mm	PU/pc.	
100	300x600	350	141	2/4	A.-ROLLER.100
100	350x600	500	145	2/4	A.-ROLLER.300
125	500x600	600	165	2	A.-ROLLER.500

All-purpose dollies
Rubber wheel made of 7- 9 times glued laminated multiplex-plywood with dimpled non-slip coating in grey

mm	Plate size mm	kg	mm	PU/pc.	
100	300x600	250	140	2/4	A.-ROLLER.200
100	350x600	250	145	2/4	A.-ROLLER.400
125	500x600	350	165	2	A.-ROLLER.600
125	600x800	350	165		A.-ROLLER.700

All-purpose dollies
Thermoplastic wheel made of 7- 9 times glued laminated multiplex-plywood with dimpled non-slip
coating in red

mm	Plate size mm	kg	mm	PU/pc.	
100	350x600	330	145	2/4	A.-ROLLER.850

Available alternative: Covering colour selection

2-wheel foldable transporting truck

Thermoplastic wheel

	Size of shovel		Size unfolded	Size folded	Material of the shovel	
mm	mm	kg	mm	mm		
125	395x281	70	1000x395x415	635x395x52	Aluminium	TPK.070

Plastic platform foldable hand truck

	Plate size			Size unfolded	Size folded	
mm	mm	kg	mm	mm	mm	
100	653x415	150	183	653x415x920	653x415x85	TWG.150

120 – 200 kg

FOR TRANSPORTING FLAT GOODS

Transports bulky and heavy plates. Where normally two people are needed, one person can now
easily move flat goods.
The weight of the transport good itself makes the clamp panel roller grip onto even bulky items securely. The two clamping jaws are connected by a hinge.
When the roller is loaded, the weight of the goods presses on the hinge and the jaws close automatically. The clamping
jaws are rubber lined, so grip gently.

Clamp panel rollers, Type 1 and 3 with pneumatic wheels
powder-coated · rubber insert

mm	Clamp width mm	kg	
260	0-110	170	PLATTENWAGEN.2L
260	70-160	170	PLATTENWAGEN.3L

Clamp panel rollers, Type 1 and 3 with rubber wheels
powder-coated · rubber insert

mm	Clamp width mm	kg	
200	0-110	200	PLATTENWAGEN.2G
200	70-160	200	PLATTENWAGEN.3G

Clamp panel rollers, Type 2 and 3 with polyurethane wheels
powder-coated · rubber insert

mm	Clamp width mm	kg	
250	0-110	120	PLATTENWAGEN.2K
250	70-160	120	PLATTENWAGEN.3K

	Page
9.229.020	67
00K085-85-20	41
360.001-003	214
405.000 - 003	213
406.000 - 003	213
410.000 - 004	214
411.000 - 004	214
412.001 - 004	214
415.000 - 004	213
416.000 - 004	213
417.000 - 004	214
418.000 - 004	214
421.000 - 004	215
422.000 - 004	215
423.000 - 004	215
424.000 - 004	215
A.-ROLLER.085	261
A.-ROLLER.100 - 500	261
A.-ROLLER.350 - 700	261
A.-ROLLER.850	261
A.-ROLLER.950	260
A15.060 - 140	34
A200.A80.050 - 080	72
A210.A80.050 - 080	72
A220.A80.050 - 080	72
A25.060 - 140	34
A30.040 - 080	34
A300.A73.050 - 075	73
A300.A80.051 - 100	94
A300.A85.051 - 100	94
A300.A89.051 - 100	94
A300.A90.051 - 100	94
A301.A80.050 - 100	95
A301.A85.050 - 100	95
A301.A89.050 - 100	95
A301.A90.050 - 100	95
A304.A80.050 - 100	98
A304.A85.050 - 100	98
A304.A89.050 - 100	99
A304.A90.050 - 100	99
A310.A80.051 - 100	94
A310.A85.051 - 100	94
A310.A89.051 - 100	94
A310.A90.051 - 100	94
A320.A73.050 - 075	73
A320.A80.051 - 100	94
A320.A85.051 - 100	94
A320.A89.051 - 100	94
A320.A90.051 - 100	94
A321.A80.050 - 100	95
A321.A85.050 - 100	95
A321.A89.050 - 100	95
A321.A90.050 - 100	95
A324.A80.050 - 100	98
A324.A85.050 - 100	98
A324.A89.050 - 100	99
A324.A90.050 - 100	99
A35.040 - 079	34
A59.050 - 080	38
A60.048	38
A600.C10.035 - 050	147
A601.C10.035 - 050	147
A610.C10.035	147
A620.C10.035 - 050	147
A621.C10.035 - 050	147
A65.048 - 049	38
A70.130 - 210	35
A75.050 - 075	35
A75.146 - 165	35
A76.063 - 125	35

	Page
A78.100	67
A80.025 - 151	36
A80.050.SO	38
A800.A73.050 - 075	73
A800.A85.051.03 - 075.03	96
A800.A85.051.04 - 075.04	96
A800.A85.051.05 - 075.05	96
A800.A85.051.06 - 075.06	96
A801.A85.051.03 - 075.03	97
A801.A85.051.04 - 075.04	97
A801.A85.051.05 - 075.05	97
A801.A85.051.06 - 075.06	97
A801.B93.060 - 100	196
A801.C10.036 - 051	197
A810.A85.051.03 - 075.03	96
A810.A85.051.04 - 075.04	96
A810.A85.051.05 - 075.05	96
A810.A85.051.06 - 075.06	96
A820.A73.050 - 075	73
A820.A85.051.03 - 075.03	96
A820.A85.051.04 - 075.04	96
A820.A85.051.05 - 075.05	96
A820.A85.051.06 - 075.06	96
A821.A85.051.03 - 075.03	97
A821.A85.051.04 - 075.04	97
A821.A85.051.05 - 075.05	97
A821.A85.051.06 - 075.06	97
A85.051 - 151	36
A85.051.F003 - 076.F003	37
A85.051.F004 - 076.F004	37
A85.051.F005 - 076.F005	37
A85.051.F006 - 076.F006	37
A85.084 - 252	46
A86.100 - 151	39
A88.125 - 250	39
A89.050 - 126	36
A90.030 - A90.100	39
A90.058 - 206	40
A90.209.BEF	199
Achsmat.C.BO20 - BO25	64
Achsmat.F.BO20 - BO25	64
Achsmat.H.BO20 - BO25	64
ALZ	144
ALZ.K	144
B10.065 - 251	40
B100.A80.050 - 075	100
B100.A85.050 - 075	100
B100.A89.050 - 075	100
B100.A90.051 - 075	100
B101.A80.050 - 075	101
B101.A85.050 - 075	101
B101.A89.050 - 075	101
B101.A90.051 - 075	101
B120.A80.050 - 075	100
B120.A85.050 - 075	100
B120.A89.050 - 075	100
B120.A90.051 - 075	100
B121.A80.050 - 075	101
B121.A85.050 - 075	101
B121.A89.050 - 075	101
B121.A90.051 - 075	101
B14.101 - 201	40
B15.063 - 302	41
B15.075	55
B16.100 - 402	41
B21.081 - 201	42
B22.081 - 200	42
B24.201	42
B26.081 - 201	44
B27.101 - 201	45

	Page
B28.101 - 201	45
B30.081 - 203	44
B31.081 - 201	44
B32.061 - 201	43
B33.080 - 200	43
B34.080 - 200	43
B36.061 - 201	43
B38.080 - 200	45
B39.080 - 200	45
B40.080 - 403	48
B40.081	49
B40.150.SO1	199
B40.402	49
B43.081 - 251	46
B44.081 - 251	46
B44.081.F002 - 201.F002	47
B44.081.F003 - 201.F003	47
B44.081.F004 - 201.F004	47
B44.081.F005 - 201.F005	47
B44.081.F006 - 201.F006	46
B45.080 - 250	48
B46.080 - 200	48
B50.200	49
B51.260 - 401	50
B51.400	50
B52.260 - 401	50
B52.400	50
B55.080 - 400	51
B56.080 - 200	51
B58.080 - 200	51
B60.100 - 200	52
B61.080 - 200	52
B62.081 - 201	52
B67.081 - 201	52
B80.100 - 300	53
B800.A73.050 - 075	104
B800.A76.077	104
B800.A85.050.03 - 075	102
B800.A85.050.04 - 075	102
B800.A85.050.05 - 075	102
B800.A85.050.06 - 075	102
B801.A73.050 - 075	105
B801.A76.077	105
B801.A85.050.03 - 075	103
B801.A85.050.04 - 075	103
B801.A85.050.05 - 075	103
B801.A85.050.06 - 075	103
B81.100 - 401	53
B820.A73.050 - 075	104
B820.A76.077	104
B820.A85.050.03 - 075	102
B820.A85.050.04 - 075	102
B820.A85.050.05 - 075	102
B820.A85.050.06 - 075	102
B821.A73.050 - 075	105
B821.A76.077	105
B821.A85.050.03 - 075	103
B821.A85.050.04 - 075	103
B821.A85.050.05 - 075	103
B821.A85.050.06 - 075	103
B83.100 - 200	53
B90.080 - 251	57
B92.080 - 250	56
B93.100	44
BERLIN	258
BR1.K - 3K	248
BR1.L - 3.L	248
BS-eTec	180
BT124 - 133	247
BT124.G - 133G	247

Article number directory

	Page
BT124.R - 133R	247
BTX	247
BTX.G	247
BTX.R	247
BTX50 - 52	246
C10.035 - 050	54
C10.081 - 406	57
C100.A80.081 - 151	106
C100.A85.081 - 151	106
C100.A86.127	106
C100.A89.080 - 150	106
C101.A80.081 - 151	107
C101.A85.081 - 151	107
C101.A86.127	107
C101.A89.080 - 150	107
C102.A80.102 - 102	108
C102.A85.081 - 151	108
C102.A89.080 - 150	108
C104.A80.102 - 102	109
C104.A85.081 - 151	109
C104.A89.080 - 150	109
C110.A80.081 - 151	106
C110.A85.081 - 151	106
C110.A86.127 - 128	106
C110.A89.080 - 150	106
C120.A80.081 - 151	106
C120.A85.081 - 151	106
C120.A89.080 - 150	106
C121.A80.081 - 151	107
C121.A85.081 - 151	107
C121.A86.127 - 128	107
C121.A89.080 - 150	107
C122.A80.102 - 102	108
C122.A85.081 - 151	108
C122.A89.080 - 150	108
C124.A80.102 - 102	109
C124.A85.081 - 151	109
C124.A89.080 - 150	109
C200.A80.060	106
C201.A80.060	107
C210.A80.060	106
C220.A80.060	106
C221.A80.060	107
C300.A81.076 - 126	110
C300.A82.076 - 126	110
C300.A89.076 - 126	110
C301.A81.076 - 126	111
C301.A82.076 - 126	111
C301.A89.076 - 126	111
C302.A81.101 - 126	112
C302.A82.101 - 126	112
C302.A89.101 - 126	112
C304.A81.101 - 126	113
C304.A82.101 - 126	113
C320.A81.076 - 126	110
C320.A82.076 - 126	110
C320.A89.076 - 126	110
C321.A81.076 - 126	111
C321.A82.076 - 126	111
C321.A89.076 - 126	111
C322.A81.101 - 126	112
C322.A82.101 - 126	112
C322.A89.101 - 126	112
C324.A81.101 - 126	113
C324.A82.101 - 126	113
C40.75.20 - 20A	55
C40.80.20 - 20A	55
C40.80.20B	55
C40.82.20A - 20K	55
C40.85.17C	55

	Page
C40.85.20	55
C40.85.20O	55
C40/82/70/73/20	55
C45.39	55
C45.82.20	55
C45.82.20B	55
C45.82.25C	55
C45.82A	55
C45.85.20A - 20B	55
C45.85.25	55
C45/82/70/73/20	55
C52.030 - 100	54
C65.051 - 200	58
C81.102 - 250	58
C90.201 - 405	60
C91.200 - 405	63
C91.262 - 400	63
C95.261 - 402	60
C97.410 - 460	59
CONTAINERPL..6 - 7	88
CR.DS	186
CRA.410.2000	186
CRA.540.3000	186
CRI.150.1800	185
CRI.250.3000	185
CRI.250.4000	185
CRI.250.5000	185
CRI.300.8500	186
D10.200 - 401	61
D15.185 - 401	61
D16.260 - 400	63
D16.261	63
D20.150	59
D20.151	59
D30.402	62
D30.403	62
D55.200 - 400	62
D55.200 - 403	62
D60.800	65
D65.800	65
D66.012 - 025	65
D67.012 - 025	65
D75.012 - 20	65
D80.057 - 175	91
D80.115 - 138	91
D81.306	90
D82.230	90
D84.330	90
D84.450	90
D85.162 - 302	90
E30.050	191
E30.051	191
E30.100 - 101	191
E31.013 - 024	209
E31.080 - 081	191
E32.015 - 045	210
E33.015 - 045	210
E34.015 - 030	210
E35.016 - 024	209
E36.015 - 030	210
E37.019 - 040	211
E38.019 - 025	211
E39.019 - 040	211
E45	70
E50.015 - 050	70
E51.025 - 050	70
F25.025 - 051	71
F26.025 - 051	71
F26.050.SO	190
F27.050.SO	190

	Page
F340.060 - 075	80
F340.061 - 076	80
F341.060 - 075	80
F341.061 - 076	80
F342.060 - 075	81
F342.061 - 076	81
F343.060 -075	81
F343.061 - 076	81
F350.075	87
F350.076	87
F351.075	87
F351.076	87
F352.075	87
F352.076	87
F353.075	87
F353.076	87
F362.060 - 075	78
F362.061 - 076	78
F363.060 - 075	78
F363.061 - 076	78
F380.060 - 075	86
F380.061 - 076	86
F381.060 - 075	86
F381.061 - 076	86
F382.060 - 075	86
F382.061 - 076	86
F383.060 - 075	86
F383.061 - 076	86
F390.038	76
F391.038	76
F392.038	76
F393.038	76
F400.075	82
F400.076	82
F401.075	82
F401.076	82
F410.075	84
F410.076	84
F411.075	84
F411.076	84
F420.075	83
F420.076	83
F421.075	83
F421.076	83
F430.075	85
F430.076	85
F431.075	85
F431.076	85
F50.040 - 050	71
F60.040 - 050	71
F73.025 - 026	78
F75.040.G08 - G10	75
F75.040.PL - 050.PL	74
F75.060.G10	79
F75.060.PL	79
F76.040.G08 - G10	75
F76.040.PL - 050.PL	74
F76.060.G10	79
F76.060.PL	79
F77.035 - 050	88
F85.040.G08 - G10	75
F85.040.PL - 050.PL	74
F86.040.G08 - G10	75
F86.040.PL - 050.PL	74
F87.035 - 050	88
G10.050/G45.010 - 011	77
G10.060/G45.010 - 011	77
G100.A80.052 - 127	152
G100.A90.052 - 127	152
G101.A80.052 - 127	153

	Page
G101.A90.052 - 127	153
G110.A80.052 - 127	152
G110.A90.052 - 127	152
G120.A80.052 - 127	152
G120.A90.052 - 127	152
G121.A80.052 - 127	153
G121.A90.052 - 127	153
G15.050/G45.010 - 011	77
G15.060/G45.010 - 011	77
G85.052 - 065	89
G85.120	89
G86.120	89
G87.052 - 065	89
G92.22.1	91
G92.22.2	91
G93.22.1	91
G93.22.2	91
H100.A90.080 - 200	154
H100.B21.080 - 200	193
H100.B22.081 - 200	193
H100.B22.100	193
H100.B24.101	193
H100.B26.081 - 201	156
H100.B28.100 - 200	156
H100.B32.081 - 201	154
H100.B43.081 - 201	154
H100.B71.080 - 200	156
H101.A90.080 - 200	155
H101.B26.081 - 201	157
H101.B28.100 - 200	157
H101.B32.081 - 201	155
H101.B43.081 - 201	155
H101.B71.080 - 200	157
H110.A90.080 - 200	154
H110.B21.080 - 200	193
H110.B22.081 - 200	193
H110.B22.100	193
H110.B24.101	193
H110.B26.081 - 201	156
H110.B28.100 - 200	156
H110.B32.081 - 201	154
H110.B43.081 - 201	154
H110.B71.080 - 200	156
H120.A90.080 - 200	154
H120.B21.080 - 200	193
H120.B22.081 - 200	193
H120.B22.100	193
H120.B24.101	193
H120.B26.081 - 201	156
H120.B28.100 - 200	156
H120.B32.081 - 201	154
H120.B43.081 - 200	154
H120.B71.080 - 200	156
H121.A90.080 - 200	155
H121.B26.081 - 201	157
H121.B28.100 - 200	157
H121.B32.081 - 201	155
H121.B43.081 - 201	155
H121.B71.080 - 200	157
HANDW.MATTE.10	258
HANDW.MATTE.50	258
HANDWERKERMATTE	258
HS100.A90.101 - 204	158
HS100.B14.101 - 204	158
HS100.B27.101 - 202	159
HS100.B28.101 - 202	158
HS100.B71.100 - 200	159
HS110.A90.101 - 204	158
HS110.B14.101 - 204	158
HS110.B27.101 - 202	159

	Page
HS110.B28.101 - 202	158
HS110.B71.100 - 200	159
HS120.A90.101 - 204	158
HS120.B14.101 - 204	158
HS120.B27.101 - 202	159
HS120.B28.101 - 202	158
HS120.B71.100 - 200	159
HWM.180-10 - 50	258
HWM.280-25 - 50	258
HWM.W.160-25	259
K100 - 111	242
K120 - 121	243
K130 - 131	244
K140 - 141	244
KIEL.SO	258
KLEMME	198
KLEMME.2	198
KT15.001 - 040	253
KT22.001 - 040	253
L101.A85.082- 250	129
L101.B10.080 - 200	117
L101.B30.081 - 202	119
L101.B31.080 - 201	119
L101.B33.080 - 202	123
L101.B34.080 - 200	121
L101.B36.080 - 201	121
L101.B39.080 - 200	123
L101.B40.080 - 200	127
L101.B43.081- 250	129
L101.B44.081- 250	129
L101.B45.080 - 200	127
L101.B46.080 - 200	127
L101.B55.080 - 200	125
L101.B56.080 - 200	125
L101.B58.080 - 200	125
L121.A85.082- 250	129
L121.B10.080 - 200	117
L121.B30.081 - 202	119
L121.B31.080 - 201	119
L121.B33.080 - 202	123
L121.B34.080 - 200	121
L121.B36.080 - 201	121
L121.B39.080 - 200	123
L121.B40.080 - 200	127
L121.B43.081- 250	129
L121.B44.081- 250	129
L121.B45.080 - 200	127
L121.B46.080 - 200	127
L121.B55.080 - 200	125
L121.B56.080 - 200	125
L121.B58.080 - 200	125
L300.A85.100	142
L300.B15.100	143
L300.B61.100	142
L300.B62.100	142
L300.B67.100	142
L300.B80.100	143
L300.B90.100	143
L320.A85.100	142
L320.B15.100	143
L320.B61.100	142
L320.B62.100	142
L320.B67.100	142
L320.B80.100	143
L320.B90.100	143
L400.A85.082- 250	128
L400.A90.058	116
L400.B10.080 - 250	116
L400.B10.100SO	145
L400.B10.100SO1	145

	Page
L400.B15.081 - 201	116
L400.B21.080 - 200	192
L400.B22.080 - 200	192
L400.B22.100	192
L400.B24.101	192
L400.B30.081 - 202	118
L400.B31.080 - 201	118
L400.B33.080 - 200	122
L400.B34.080 - 200	120
L400.B36.080 - 201	120
L400.B39.080 - 200	122
L400.B40.080 - 200	126
L400.B43.081- 250	128
L400.B44.081- 250	128
L400.B45.080 - 200	126
L400.B46.080 - 200	126
L400.B55.081 - 280	124
L400.B56.080 - 200	124
L400.B58.080 - 200	124
L400.B60.100 - 200	132
L400.B62.081 - 201	132
L400.B67.080 - 200	132
L400.B80.100 - 251	133
L400.B83.100 - 200	133
L400.B90.080 - 202	135
L400.B92.080 - 250	134
L400.C10.080 - 202	135
L400.C90.200 - 261	136
L400.C91.200 - 262	136
L410.A85.082- 250	128
L410.A90.058	116
L410.B10.080 - 250	116
L410.B15.081 - 201	116
L410.B15.081 - 201	116
L410.B21.080 - 200	192
L410.B22.080 - 200	192
L410.B22.100	192
L410.B24.101	192
L410.B30.081 - 202	118
L410.B31.080 - 201	118
L410.B33.080 - 200	122
L410.B34.080 - 200	120
L410.B36.080 - 201	120
L410.B39.080 - 200	122
L410.B40.080 - 200	126
L410.B43.081- 250	128
L410.B44.081- 250	128
L410.B45.080 - 200	126
L410.B46.080 - 200	126
L410.B55.081 - 280	124
L410.B56.080 - 200	124
L410.B58.080 - 200	124
L410.B60.100 - 200	132
L410.B61.101 - 200	132
L410.B62.081 - 201	132
L410.B67.080 - 200	132
L410.B80.100 - 251	133
L410.B83.100- 200	133
L410.B90.080 - 202	135
L410.B92.080 - 250	134
L410.C10.080 - 202	135
L410.C90.200 - 261	136
L410.C91.200 - 262	136
L420.A85.082- 250	128
L420.B10.080 - 250	116
L420.B10.FUSS	198
L420.B15.081 - 201	116
L420.B21.080 - 200	192
L420.B22.080 - 200	192
L420.B22.100	192

Article number directory

	Page
L420.B24.101	192
L420.B30.081 - 202	118
L420.B31.080 - 201	118
L420.B33.080 - 200	122
L420.B34.080 - 200	120
L420.B36.080 - 201	120
L420.B39.080 - 200	122
L420.B40.080 - 200	126
L420.B40.FUSS	198
L420.B43.081- 250	128
L420.B44.081- 250	128
L420.B45.080 - 200	126
L420.B46.080 - 200	126
L420.B55.081 - 280	124
L420.B56.080 - 200	124
L420.B58.080 - 200	124
L420.B60.100 - 200	132
L420.B62.081 - 201	132
L420.B67.080 - 200	132
L420.B80.100 - 251	133
L420.B83.100- 200	133
L420.B90.080 - 202	135
L420.B92.080 - 250	134
L420.C10.080 - 202	135
L420.C90.200 - 261	136
L420.C91.200 - 262	136
L440.B10.150 - 200	138
L440.B15.151 - 201	138
L440.B36.151 - 201	138
L440.B44.161 - 201	139
L440.B55.161 - 201	139
L440.B60.160 - 200	139
L440.B62.160 - 200	139
L440.B67.160 - 200	140
L440.B80.160 - 200	140
L440.B90.160 - 200	140
L440.B92.160 - 200	140
L500.B61.101 - 200	132
L520.B61.101 - 200	132
L600.B15.126 - 202	166
L600.B15.127 - 251	166
L600.B16.125 - 200	166
L600.B38.125 - 200	167
L600.B80.125 - 250	168
L600.B83.125 - 200	168
L600.B90.125 - 250	167
L600.B92.125 - 250	167
L600.C10.125 - 250	168
L610.B15.126 - 202	166
L610.B15.127 - 251	166
L610.B16.125 - 200	166
L610.B38.125 - 200	167
L610.B80.125 - 250	168
L610.B83.125 - 200	168
L610.B90.125 - 250	167
L610.B92.125 - 250	167
L610.C10.125 - 250	168
L620.B15.126 - 202	166
L620.B15.127 - 251	166
L620.B16.125 - 200	166
L620.B38.125 - 200	167
L620.B80.125 - 250	168
L620.B83.125 - 200	168
L620.B90.125 - 250	167
L620.B92.125 - 250	167
L620.C10.125 - 250	168
L800.B44.081- 126	131
L800.B44.081.02- 126	130
L800.B44.081.03 - 126	130
L800.B44.081.04- 126	130

	Page
L800.B44.081.05- 126	131
L800.B44.081.06- 126	131
L800.B93.100	196
L801.B44.081.06 - 126.06	197
L810.B44.081- 126	131
L810.B44.081.02- 126	130
L810.B44.081.03- 126	130
L810.B44.081.04- 126	130
L810.B44.081.05- 126	131
L810.B44.081.06- 126	131
L810.B93.100	196
L820.B44.081- 126	131
L820.B44.081.02- 126	130
L820.B44.081.03- 126	130
L820.B44.081.04- 126	130
L820.B44.081.05- 126	131
L820.B44.081.06- 126	131
L821.B44.081.06 - 126.06	197
L830.B93.100	196
LB500.B10.100 - 126	116
LB500.B30.100 - 125	118
LB500.B31.100 - 126	118
LB500.B33.100 - 125	122
LB500.B80.125	133
LB500.B83.125	133
LB500.B90.100 - 125	135
LB500.C10.100 - 125	135
LB510.B10.100 - 126	116
LB510.B30.100 - 125	118
LB510.B31.100 - 126	118
LB510.B33.100 - 125	122
LB510.B80.125	133
LB510.B83.125	133
LB510.B90.100 - 125	135
LB510.C10.100 - 125	135
LB520.B10.100 - 126	116
LB520.B30.100 - 125	118
LB520.B31.100 - 126	118
LB520.B33.100 - 125	122
LB520.B80.125	133
LB520.B83.125	133
LB520.B90.100 - 125	135
LB520.C10.100 - 125	135
Lifter	259
LM400.B10.125 - 201	148
LM400.B15.125 - 200	148
LM400.B38.125 - 200	148
LM400.B90.150 - 200	149
LM400.C10.150 - 200	149
LM410.B10.125 - 201	148
LM410.B15.125 - 200	148
LM410.B38.125 - 200	148
LM410.B90.150 - 200	149
LM410.C10.150 - 200	149
LM420.B10.125 - 201	148
LM420.B15.125 - 200	148
LM420.B38.125 - 200	148
LM420.B90.150 - 200	149
LM420.C10.150 - 200	149
LRBK.001 - 108	251
LRBK.K001 - 070	251
LS400.B10.125	116
LS400.B80.125	133
LS400.B83.125	133
LS400.B90.125	135
LS400.C10.125	135
LS410.B10.125	116
LS410.B80.125	133
LS410.B83.125	133
LS410.B90.125	135

	Page
LS410.C10.125	135
LS420.B10.125	116
LS420.B80.125	133
LS420.B83.125	133
LS420.B90.125	135
LS420.C10.125	135
LSS400.B10.125	116
LSS400.B15.126	116
LSS400.B60.125	132
LSS400.B61.125	132
LSS400.B80.125	133
LSS400.B83.125	133
LSS400.B90.125	135
LSS400.C10.125	135
LSS410.B10.125	116
LSS410.B15.126	116
LSS410.B15.126	116
LSS410.B60.125	132
LSS410.B61.125	132
LSS410.B80.125	133
LSS410.B83.125	133
LSS410.B90.125	135
LSS410.C10.125	135
LSS420.B10.125	116
LSS420.B15.126	116
LSS420.B60.125	132
LSS420.B61.125	132
LSS420.B80.125	133
LSS420.B83.125	133
LSS420.B90.125	135
LSS420.C10.125	135
MR.001 - 096	252
MR.K001 - 063	252
N100.B10.081 - 251	162
N100.B15.080 - 204	162
N100.B15.103 - 203	162
N100.B38.100 - 200	163
N100.B60.125 - 200	164
N100.B61.125 - 200	164
N100.B80.101 - 251	165
N100.B81.100 - 253	165
N100.B83.100 - 200	165
N100.B90.081 - 252	163
N100.B92.125 - 250	163
N100.C10.083 - 251	164
N110.B10.081 - 251	162
N110.B15.080 - 204	162
N110.B15.103 - 203	162
N110.B38.100 - 200	163
N110.B60.125 - 200	164
N110.B61.125 - 200	164
N110.B80.101 - 251	165
N110.B81.100 - 253	165
N110.B83.100 - 200	165
N110.B90.081 - 252	163
N110.B92.125 - 250	163
N110.C10.083 - 251	164
N120.B10.081 - 251	162
N120.B15.080 - 204	162
N120.B15.128 - 203	162
N120.B38.125 - 200	163
N120.B60.125 - 200	164
N120.B61.125 - 200	164
N120.B80.125 - 251	165
N120.B81.125 - 253	165
N120.B83.125 - 200	165
N120.B90.081 - 252	163
N120.B92.125 - 250	163
N120.C10.101 - 251	164
P4171 - P4179	64

	Page
PLATTENWAGEN.2G - 3L	263
PRK.001 - 006	216
PRK.007 - 011	216
PRS.001 - 006	216
PRS.007 - 011	216
PV100 - 123	238
PV200 - 211	238
RFST	145
ROLLST..350 - 600	206
ROLLST..A	207
ROLLST..K	207
ROLLST..KOMBI	204
ROLLST..V	206
ROLLST..V.KU	205
ROLLST.KUGELTI.	204
RR100.B15.080 - 301	169
RR100.B16.100 - 401	169
RR100.B80.100 - 300	170
RR100.B81.100 - 401	170
RR100.B90.100 - 250	171
RR100.B92.080 - 250	171
RR100.C10.080 - 401	172
RR100.C81.100 - 250	173
RR110.B15.080 - 301	169
RR110.B16.100 - 401	169
RR110.B80.100 - 300	170
RR110.B81.100 - 401	170
RR110.B90.100 - 250	171
RR110.B92.080 - 250	171
RR110.C10.080 - 401	172
RR110.C65.101 - 253	173
RR110.C81.100 - 250	173
RR120.B15.080 - 301	169
RR120.B16.100 - 401	169
RR120.B80.100 - 300	170
RR120.B81.100 - 401	170
RR120.B90.100 - 250	171
RR120.B92.080 - 250	171
RR120.C10.080 - 401	172
RR120.C81.100 - 250	173
S100.B15.101 - 300	174
S100.B16.150 - 401	174
S100.B81.100 - 400	175
S100.C10.100 - 401	175
S110.B15.101 - 300	174
S110.B16.150 - 401	174
S110.B81.100 - 400	175
S110.C10.100 - 401	175
S120.B15.101 - 300	174
S120.B16.150 - 401	174
S120.B81.100 - 400	175
S120.C10.100 - 401	175
S20-F6-205-421	220
S30-F8-205-425	220
S40-F10-205-525	220
S50-F10-207-627	220
S51-A10-217-647	222
S51-F10-206-626	222
S55-A10-220-650	221
S55-F10-210-630	221
S56-F10-210-550	223
S60-A12-222-652	221
S61-A12-322-652	223
S63-A12-219-649	222
S80-A12-222-652	221
SBW.1060.E	182

	Page
SBW.1070.E	182
SBW.1280.E	182
STW.1060.E	182
STW.1070.E	183
STW.1280.E	183
T.-ROLLER.1B	260
T.-ROLLER.1G	260
T.-ROLLER.1R	260
T100.B80.125 - 200	176
T100.B81.125 - 200	176
T100.B90.125 - 200	177
T100.B92.125 - 200	177
T100.C10.125 - 200	177
T110.B80.125 - 200	176
T110.B81.125 - 200	176
T110.B90.125 - 200	177
T110.B92.125 - 200	177
T110.C10.125 - 200	177
T120.B80.125 - 200	176
T120.B81.125 - 200	176
T120.B90.125 - 200	177
T120.B92.125 - 200	177
T120.C10.125 - 200	177
T220.100 - 200	188
T240.100 - 150	188
TIW.1070.E	183
TIW.1280.E	183
TPK.070	262
TR118.C10.036.P1	194
TR250.B93.060.P1	194
TR250.B93.060.P2	194
TR250.B93.100.P1	194
TR250.B93.100.P2	194
TR250.C10.051.P1	194
TR250.C10.051.P2	194
TR300.B93.060.P1	195
TR300.B93.060.P2	195
TR300.B93.100.P1	195
TR300.B93.100.P2	195
TR300.C10.051.P1	195
TR300.C10.051.P2	195
Transportroller	259
TWG.150	262
W120.B15.075 - 080	188
W120.C10.075 - 080	188
W220.A90.040 - 075	189
W221.A90.040 - 075	189
W320.A90.050 - 075	189
W321.A90.050 - 075	189
W800.A76.075	190
X100.B15.058.MF	187
ZA.101 - 204	254
ZE.001 - 006	254
ZKS.002 - 012	254
ZKS.101 - 116	254
ZKST.101 - ZKST.136	255
ZMRS.002 - ZMRS.006	255
ZMRS.101 - 106	255
ZMRST.101 - 148	255
ZR100 - 117	67

Konijnenburg BV
Elektronstraat 19
1014 AP, Amsterdam
The Netherlands
Tel. +31 (0)20 682 1051
info@konijnenburg.nl
www.konijnenburg.nl