

MIRRO SUSPENSION

08-Nov.-2018

1.0

QA60 max. 15W | E27

CE IP20

BODY COLOUR

black texture + gold

6341E8GB0

black texture + silver

6341E8NB0

OPTIONAL LAMP: QA60 LED E27 6W 500lm 2700K

clear bulb + gold mirror

9003E139

clear bulb + silver mirror

9003E140

2.0

LED G95 max. 15W | E27

CE IP20

BODY COLOUR

black texture + gold

6342E8GB0

black texture + silver

6342E8NB0

OPTIONAL LAMP: QA60 LED E27 6W 500lm 2700K

clear bulb + gold mirror

9003E142

clear bulb + silver mirror

9003E141

3.0

LED G95 max. 15W | E27

CE IP20

BODY COLOUR

black texture + gold

6343E8GB0

black texture + silver

6343E8NB0

OPTIONAL LAMP: QA60 LED E27 6W 500lm 2700K

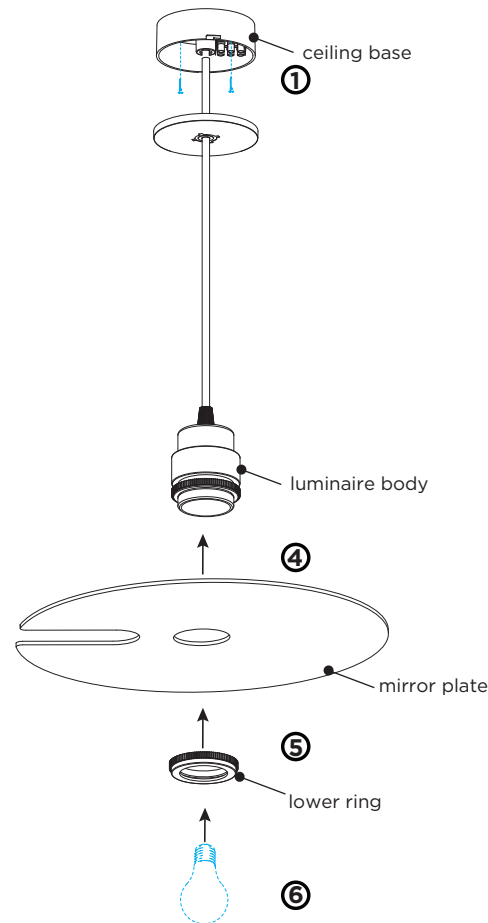
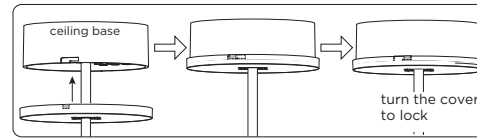
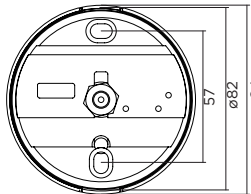
clear bulb + gold mirror

9003E142

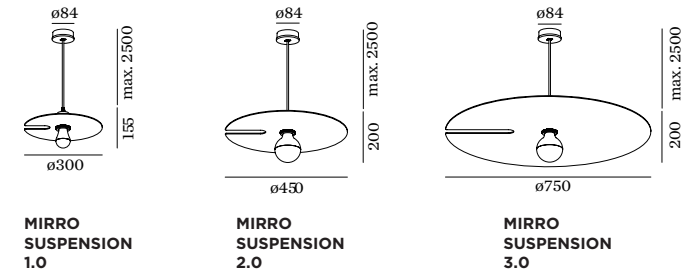
clear bulb + silver mirror

9003E141

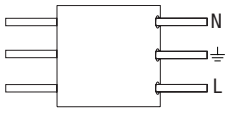
ceiling base dimensions



DIMENSIONS



MOUNTING INSTRUCTION

- ① Mount the ceiling base on the ceiling
(You have to turn the cover counterclockwise a quarter in order to loosen it from the ceiling base and mounting back on is by turning clockwise.)
 - ② POWER CONNECTION
Connect the wires
connection: STANDARD version
- 
- ④ Unscrew the lower ring of the luminaire body and put a mirror plate on it; and then screw the lower ring back.
(Note: there is a protective foil on the mirror plate, please remove it before mounting)
 - ⑤ Install a bulb (bulb is not included).