

MIRRO WALL

08-Nov.-2018

1.0 EXTENDED

QA60 max. 15W | E27

CE IP20

BODY COLOUR

black texture + gold

6331E8GB0

black texture + silver

6331E8NBO

OPTIONAL LAMP: QA60 LED E27 6W 500lm 2700K

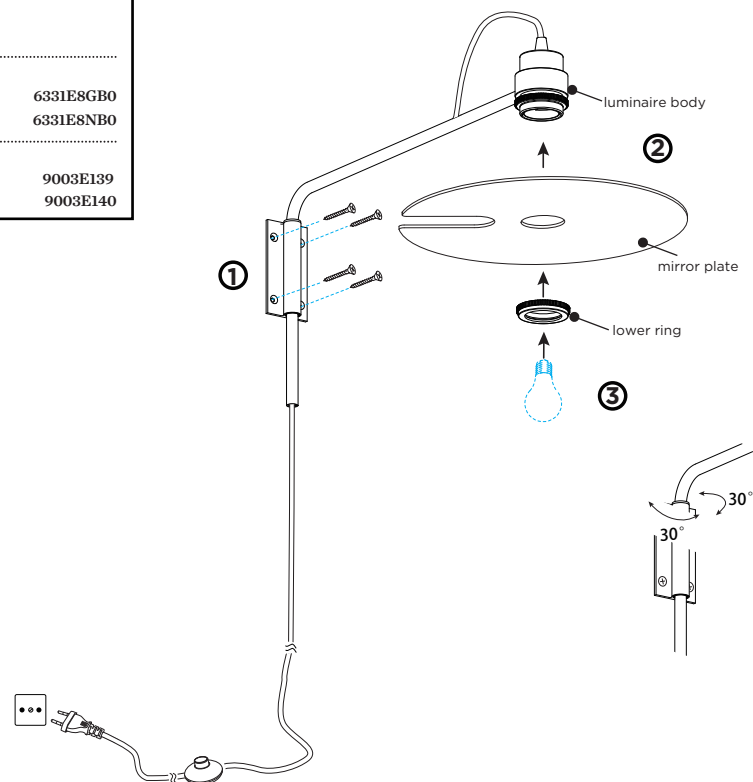
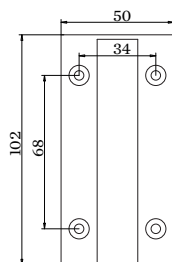
clear bulb + gold mirror

9003E139

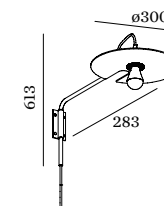
clear bulb + silver mirror

9003E140

base dimensions



DIMENSIONS



1.0 EXTENDED

MOUNTING INSTRUCTION

- 1 Mount the luminaire on the wall with the screws. (screws are included)
- 2 Unscrew the lower ring of the luminaire body and put a mirror plate on it; and then screw the lower ring back. (Note: there is a protective foil on the mirror plate, please remove it before mounting)
- 3 Install a bulb (bulb is not included).