

SNEAK TRIM 1.0

01-Jul.-2017

1.0 LED

LED 7/10W | 350-500mA | 18Vf | COB 3-step | excl. power supply

CE IP20 0.3m 32° 35°/35° 355°

white texture	155351W_
black texture	155351B_

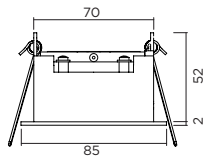
LIGHT COLOUR

2700K >90CRI 335-470lm	3
3000K >90CRI 375-510lm	5
1800-2850K >95CRI 255-350lm	9

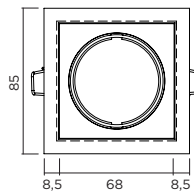
ALWAYS USE

for power supplies see our catalogue

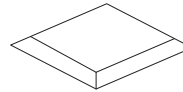
side view



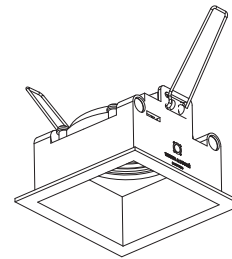
bottom view



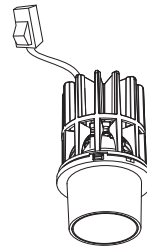
①



②



④



DIMENSIONS



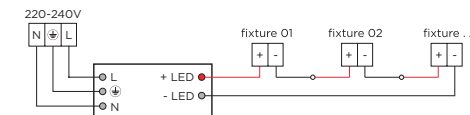
MOUNTING INSTRUCTION

- ① Make a hole in the ceiling according to the prescribed dimensions.
- ② Insert the fixture in the hole

③ POWER CONNECTION

SERIAL CONNECTION - for LED

Always use POWER SUPPLY according to the specifications of the LED-module



- ④ Place the LED-module in the fixture.



WEVER & DUCRÉ
LIGHTING

www.weverducre.com

Wever & Ducre bvba Kwadestraat 153 bus 2.1 8800 Roeselare

**INSTALLATION
INSTRUCTIONS**