

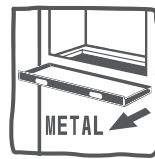



Woodland

Colonial Pinus



WOODLAND  
BY



Join us!

[www.duvoplus.com](http://www.duvoplus.com)



Writing  
Pet Stories  
Together



Industrieweg 98-100  
9032 Wortelgem | Belgium  
[www.laroygroup.com](http://www.laroygroup.com)



@laroygroup

## THESE PARTS:

### FASTENERS

**A** 22+1 pcs  $\phi 3.5 \times 45$  mm



**C** 4+1 pcs  $\phi 3.5 \times 22$  mm



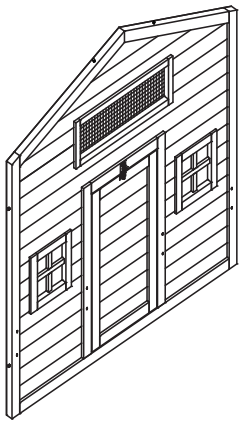
**B** 8+1 pcs  $\phi 3.5 \times 30$  mm



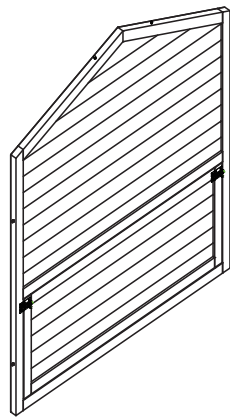
**D** 8+1 pcs M6X55




### WOOD PIECES



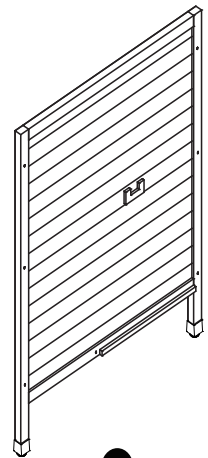
**1a**



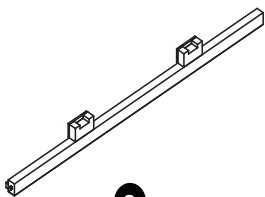
**1b**



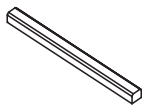
**1c**




**1d**



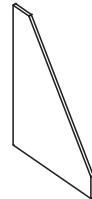
**2**



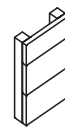
**3** X2



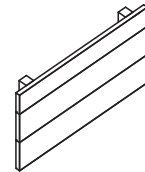
**4**



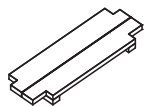
**5** X2



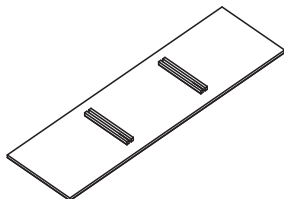
**6a** X4



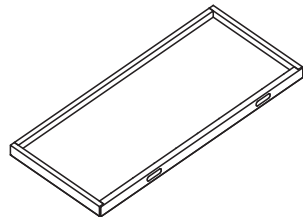
**6b** X2



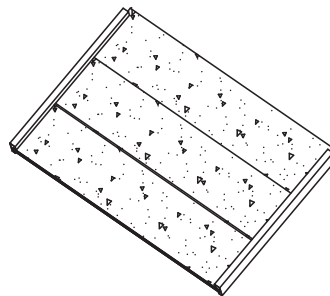
**6c** X2



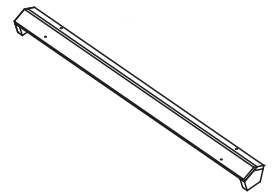
**7**



**8**



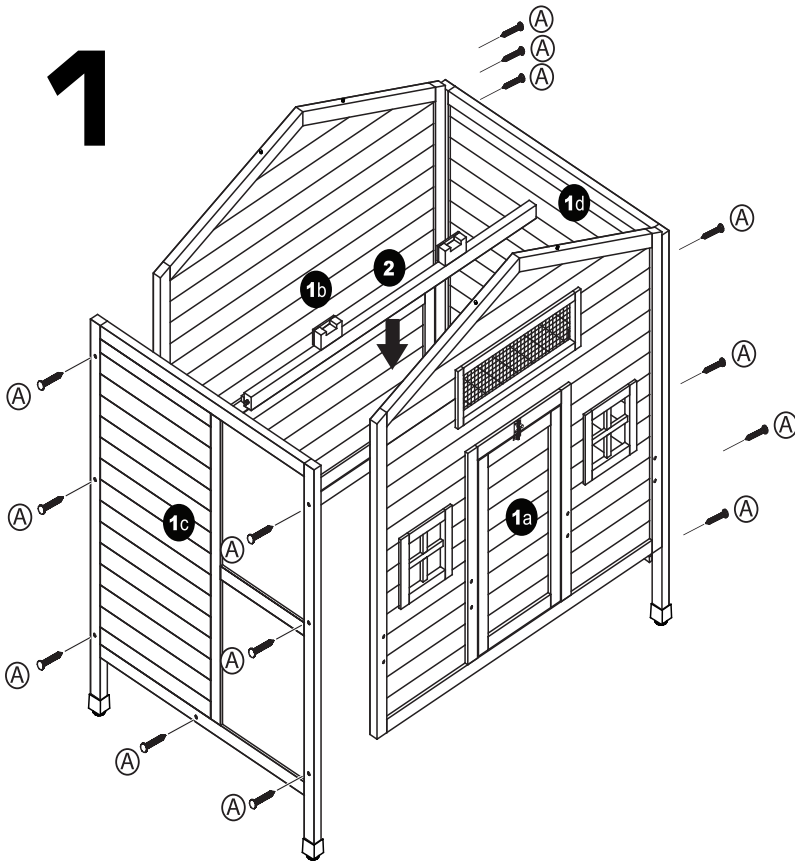
**9** X2



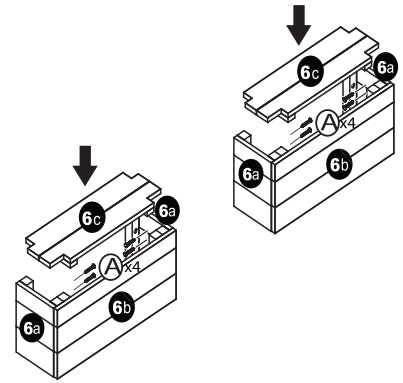
**10**

# Assembly Instructions

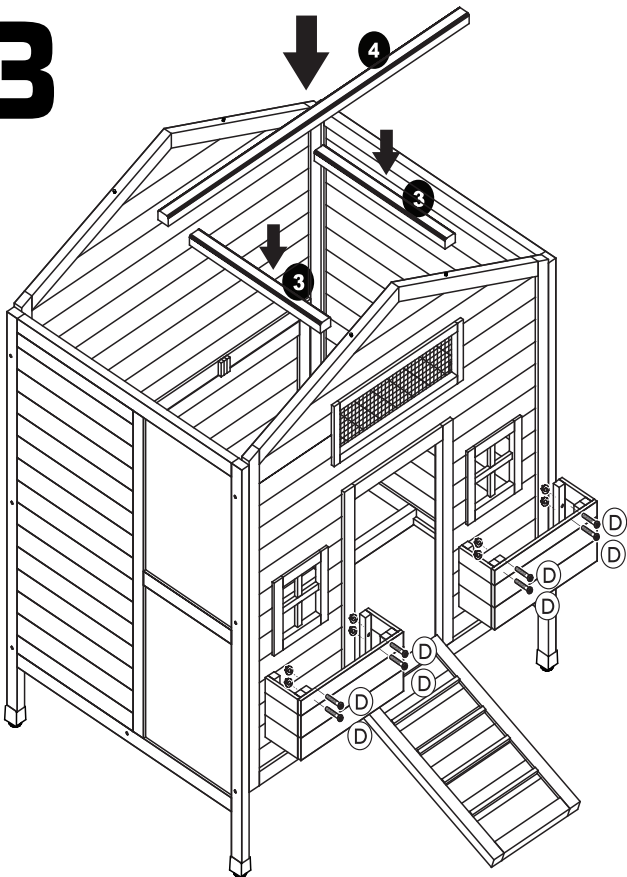
\*Use Screwdriver for Assembly



**2**



**3**



**4**

