

EVE Plus

Installation Manual

1 Identification of the parts

Eve Plus 9.7" (0120-xx)

Eve Plus 10.2" (0122-xx)

Eve Plus mini (0121-xx)

- A** Eve Plus sleeve
- B** iPad (not included)
- C** Cover
- D** Softy grip
- E** Plus connector
- F** Screws
- G** Charging cable

2 Mounting the iPad

1. Unmount the screws on the back of the sleeve and slide off the cover.
2. Place Eve Plus sleeve on a flat surface with the soft grip facing downwards.

Secure the charging cable in the guide and push down the lightning connector.

For Eve Plus mini, follow the cable pattern.

Make sure the cable does not block the iPad while sliding in.

3. Gently slide in the iPad. Never apply too much force and keep the iPad aligned with the sleeve. Make sure the iPad stays flush with the frame.
4. When the iPad is slide in completely, take the charging cable and plug it into the iPad.
5. Gently reattach the cover by sliding it into position
6. Lock using the screws.

Make sure to follow the steps above in the right order as a wrong installation can damage the frame.

3 Removing the iPad

1. Remove the screws holding the cover and slide off the cover from the frame.
2. **Unplug the charging connector and place it in the space between the iPad and sleeve.**
3. Place the Eve Plus on a flat surface, with the soft grips facing downwards.
Gently slide out the iPad keeping it aligned with the sleeve. Never apply too much force or pull the iPad up or down while sliding.
Make sure the iPad stays flush with the sleeve until removed.

Docking the EVE Plus

Eve Plus lets you dock your iPad on a wall or table, while keeping it charged. Thanks to the Plus connector the iPad can be docked **horizontally** (landscape) **and vertically** (portrait).

Eve Plus is compatible with the Eve Plus wall base (0130-xx) and table base (0150-xx).

Dimensions

Eve Plus 9.7": 265 mm x 174 mm
Eve Plus 10.2": 276 mm x 179 mm
Eve Plus mini: 223 mm x 139 mm

Eve Plus is compatible with:

Eve Plus 9.7": iPad 5th & 6th gen.

Eve Plus 10.2": iPad 7th gen.

Eve Plus mini: iPad mini 4th & 5th gen.

Made in Belgium

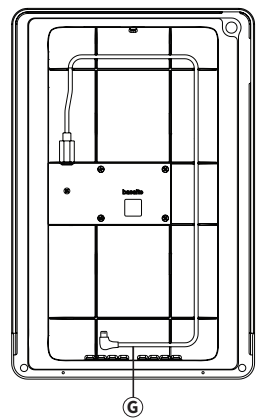
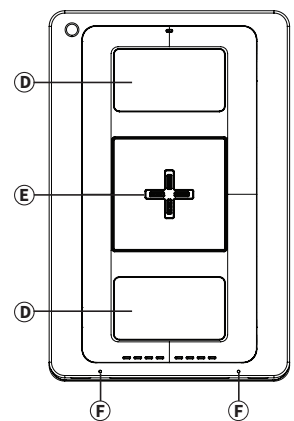
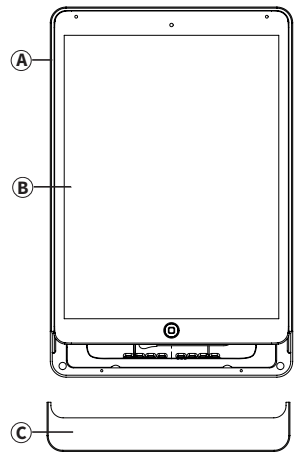
Basalte is a registered trademark of Basalte bvba.
EVE Plus is a registered trademark of Basalte bvba.
EVE Plus is a registered design of Basalte bvba.
iPad & iPad Mini are registered trademarks of Apple Inc.

basalte bvba

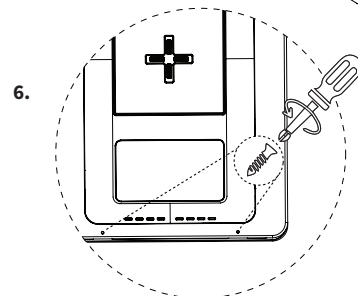
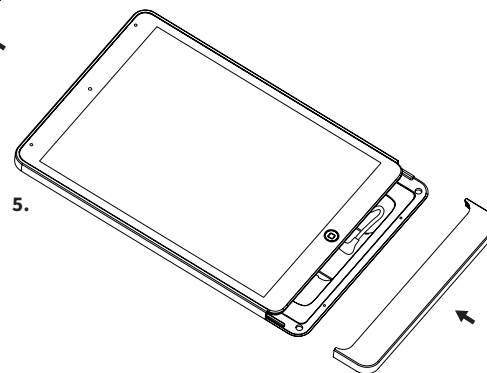
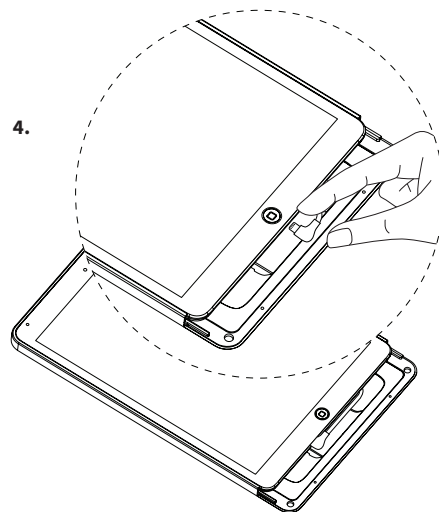
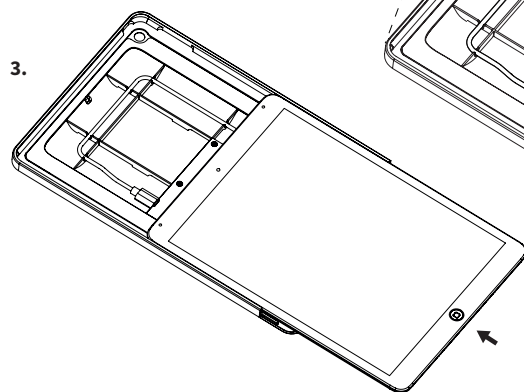
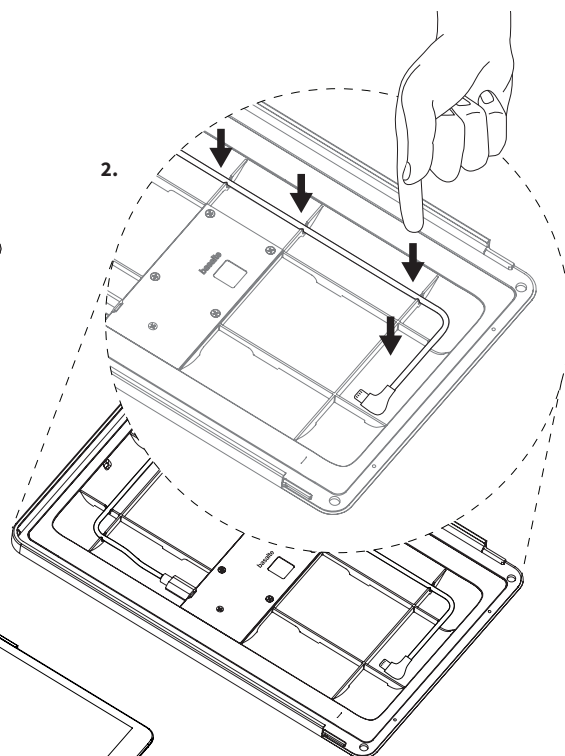
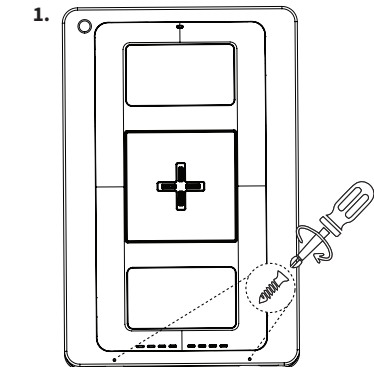
hundelgemsesteenweg 1a | 9820 merelbeke | belgium
tel +32 9 385 78 38 | info@basalte.be | www.basalte.be

eve | plus

1



2



3

