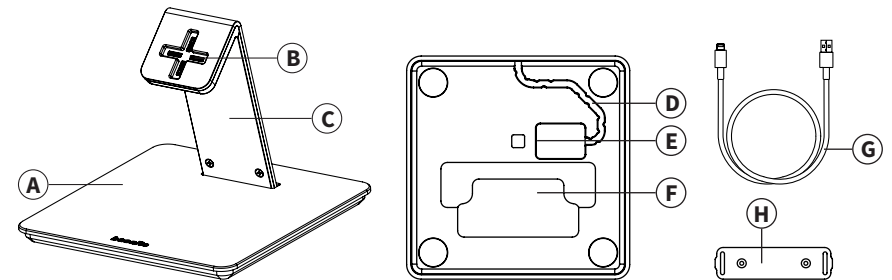


1 Identification of the parts

EVE Plus Table base 0150-CC

- A** Table base
- B** Plus connector
- C** Adjustable angle
- D** Cable route
- E** USB connector
- F** Lock for the table mount
- G** Charging cable
- H** Table mount



2 Mounting the table base

1. Mark the location of the table mount using the provided template.
2. Screw the table mount on the table
3. Place the table base over the table mount.
4. a. Start with placing one corner in position
b. Push the other corner into a locked position.

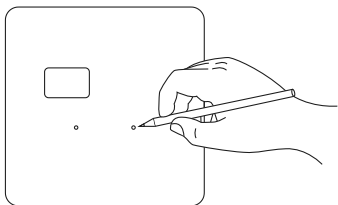
Made in Belgium

Basalte is a registered trademark of Basalte bvba.
EVE Plus is a registered trademark of Basalte bvba.
EVE Plus is a registered design of Basalte bvba.
iPad 5th and 6th generation are registered trademarks of Apple Inc.

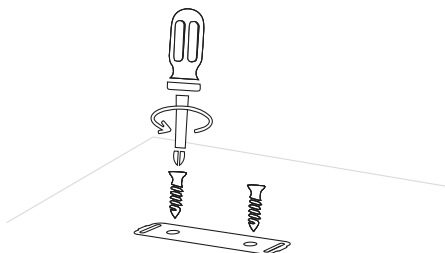
basalte bvba

hundelgemsesteenweg 1a | 9820 merelbeke | belgium
tel +32 9 385 78 38 | info@basalte.be | www.basalte.be

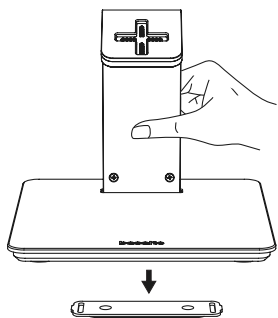
1.



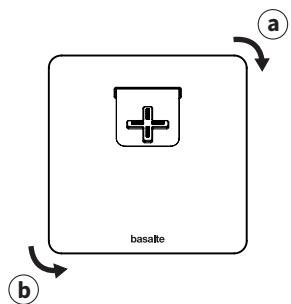
2.



3.



4.



Template

